



51873-18

7/14/2010

D 390 236

10 of 10

	U.S. ENVIRONMENTAL PROTECTION AGENCY Office of Pesticide Programs Registration Division (7504P) Ariel Rios Building 1200 Pennsylvania Ave., NW Washington, D.C. 20460	EPA Reg. Number: 51873-18	Date of Issuance:  JUL 14 2010
		Term of Issuance:	
		Name of Pesticide Product: O-TAC Plant Contact Agent	
NOTICE OF PESTICIDE: <input type="checkbox"/> Registration <input checked="" type="checkbox"/> Reregistration (under FIFRA, as amended)			
Name and Address of Registrant (include ZIP Code): Fair Products, Inc. USA Agri-Specialists Division P.O. Box 386 Cary, NC 27512			
Note: Changes in labeling differing in substance from that accepted in connection with this registration must be submitted to and accepted by the Registration Division prior to use of the label in commerce. In any correspondence on this product always refer to the above EPA registration number.			
On the basis of information furnished by the registrant, the above named pesticide is hereby registered/reregistered under the Federal Insecticide, Fungicide and Rodenticide Act. Registration is in no way to be construed as an endorsement or recommendation of this product by the Agency. In order to protect health and the environment, the Administrator, on his motion, may at any time suspend or cancel the registration of a pesticide in accordance with the Act. The acceptance of any name in connection with the registration of a product under this Act is not to be construed as giving the registrant a right to exclusive use of the name or to its use if it has been covered by others.			
This product is reregistered in accordance with FIFRA provided that you:			
1) Submit and/or cite all data required for registration/reregistration review of your product when the Agency requires all registrants of similar products to submit data.			
Signature of Approving Official:   Tony Kish Product Manager 22 Fungicide Branch Registration Division (7504P)		Date:  JUL 14 2010	

EPA Reg. 51873-18

Page 2

2) Per the acute toxicity review, the signal word currently on the label "WARNING" must be revised to read "DANGER" and the Spanish signal word "AVISO" must be revised to read "PELIGRO."

3) Per the acute toxicity review, a Note to Physician must be added to the label and must read:

"Note to Physician

Probable mucosal damage may contraindicate the use of gastric lavage."

4) Per the acute toxicity review, the Hazards to Humans and Domestic Animals statements must be revised to read:

"DANGER

Corrosive. Causes irreversible eye damage. Causes skin irritation. Do not get in eyes on skin or on clothing."

5) Per the acute toxicity review and the RED, the handler PPE must be revised to read:

"Some materials that are chemical-resistant to this product are made of barrier laminate, butyl rubber, nitrile rubber, neoprene rubber, polyvinyl chloride, or viton. If you want more options, follow the instructions for Category C on an EPA chemical-resistance category selection chart.

Mixers, loaders, applicators and other handlers must wear:

Goggles or faceshield,

Coveralls over short sleeved shirt and short pants,

Chemical-resistant footwear plus socks, and

Chemical-resistant gloves."

6) Per the RED label table, the text in **bold type** below must be added to the following User Safety Requirements:

"...If no such instructions for washables **exist**, use detergent and hot water..."

7) Per the RED, the Environmental Hazards must be revised to read:

"Do not apply directly to water, or to areas where surface water is present or to intertidal areas below the mean high water mark. Do not contaminate water by cleaning of equipment or disposal of wastes."

EPA Reg. 51873-18  
Page 3

8) The following revisions are needed to the Agricultural Use Requirements box:

- The REI must be revised to 48 hours.
- The text "such as safety glasses, goggles or faceshield" should be deleted from the eyewear statement in the early entry PPE section.

9) On page 1, change "inert ingredients" to "other ingredients".

10) To the Warranty statement add "to the extent consistent with applicable law" in front of "Seller's guarantee shall be".

A stamped copy of the label is enclosed for your records. You must submit one copy of the final printed label before you release the product for shipment. Products shipped after 12 months from the date of this letter or the next round of printing must bear the new revised label. If these EPA conditions are not complied with, the registration will be subject to cancellation in accordance with FIFRA. Your release for shipment of the product constitutes acceptance of these EPA Reg. conditions. This label supersedes all other previously accepted labels. If you have any questions please call Erik Kraft at 703-308-9358 or email at [Kraft.Erik@epa.gov](mailto:Kraft.Erik@epa.gov).

Enclosure:     Product Chemistry Review  
                   Acute Toxicology Review

\*\* Proposed changes in Red\*\*

# O-TAC PLANT CONTACT AGENT®

CONTACT TOBACCO SUCKER CONTROL AGENT

KEEP OUT OF REACH OF CHILDREN

## WARNING - AVISO

PRECAUCION AL USUARIO: Si usted no entiende la etiqueta, busque a alguien para que se la explique a usted en detalle. (If you do not understand the label, find someone to explain it to you in detail)

READ ENTIRE LABEL CAREFULLY BEFORE USING THIS PRODUCT.

### ACTIVE INGREDIENTS:

Fatty Alcohols.....85%  
(C6 - 0.5% C8 - 42%, C10 - 56%, C12 - 1.5%)

INERT INGREDIENTS.....15%

TOTAL.....100%

This product contains 6.01 lbs. of fatty alcohols per gallon

If not used in accordance with directions, plant injury,  
excessive residues, or other undesirable results may occur.

Sold by:

Fair Products, Inc., USA  
Agri-Specialties Division  
Post Office Box 386  
Cary, North Carolina 27512  
Telephone: (919) 467-8352

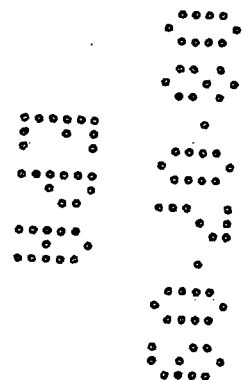
MADE IN U.S.A.  
EPA REG. NO. 51873-18  
EPA EST. NO. 45671-NC-01  
03062003V-2009P

NET CONTENTS:  
18.93 LITERS  
5 GALLONS

ACCEPTED  
with COMMENTS  
In EPA Letter Dated:  
JUL 14 2010

Under the Federal Insecticide,  
Fungicide, and Rodenticide Act  
as amended, for the pesticide  
registered under EPA Reg. No.

51873-18



## PRECAUTIONARY STATEMENTS

Hazards to humans and domestic animals

### WARNING

Causes substantial but temporary eye injury. Do not get in eyes, on skin or on clothing. Wear protective eyewear (safety glasses, goggles or face shield). Causes skin irritation. Harmful if swallowed. Avoid inhalation of mist. Wash thoroughly with soap and water after handling. Remove contaminated clothing and wash clothing before reuse.

### ENVIRONMENTAL HAZARDS

Do not apply directly to water, to areas where surface water is present or to intertidal areas below the mean high water mark. Do not apply this product through any type of irrigation system. Do not contaminate water by cleaning equipment or disposal of wastes.

Do not discharge effluent containing this product into lakes, streams, ponds, estuaries, oceans, or other waters unless in accordance with the requirements of a National Pollution Discharge Elimination System (NPDES) permit and the permitting authority has been notified in writing prior to discharge. Do not discharge effluent containing this product to sewer systems without previously notifying the local sewage treatment plant authority. For guidance contact your State Water Board or Regional Office of the EPA.

## FIRST AID

If In Eyes	<ul style="list-style-type: none"> <li>Hold eye open and rinse slowly and gently with water for 15-20 minutes.</li> <li>Remove contact lenses, if present, after the first 5 minutes, then continue rinsing eye</li> <li>Call a poison control center or doctor for treatment advice.</li> </ul>
If On Skin or Clothing	<ul style="list-style-type: none"> <li>Take off contaminated clothing.</li> <li>Rinse skin immediately with plenty of water for 15-20 minutes.</li> <li>Call a poison control center or doctor for treatment advice.</li> </ul>
If Swallowed	<ul style="list-style-type: none"> <li>Call a poison control center or doctor for treatment advice.</li> <li>Have person sip a glass of water if able to swallow.</li> <li>Do not induce vomiting unless told to do so by the poison control center or doctor.</li> <li>Do not give anything by mouth to an unconscious person</li> </ul>
If Inhaled	<ul style="list-style-type: none"> <li>Move person to fresh air.</li> <li>If person is not breathing, call 911 or an ambulance, then give artificial respiration, preferably by mouth-to-mouth, if possible.</li> <li>Call a poison control center or doctor for treatment advice.</li> </ul>
<p align="center"><b>Hot Line Number</b></p> <p>Have the container or label with you when calling a poison control center or doctor or going for treatment. For emergency information on product call (919) 467-8352, Monday through Friday 9 am to 5 PM EST. After 5 PM call your poison control center or call the National Poison Control Hotline at 1-800-222-1222 for additional information.</p>	

**DIRECTIONS FOR USE**

It is a violation of federal law to use this product in a manner inconsistent with its labeling. Do not apply this product in a way that will contact workers or persons, either directly or indirectly through drift. Only protected handlers may be in the area during application. For any requirements specific to your State or Tribe, consult the agency responsible for pesticide regulation.


**AGRICULTURAL USE REQUIREMENTS**

Use this product only in accordance with its labeling and the Worker Protection Standard, 40 CFR part 170. This standard contains requirements for the protection of agricultural workers on farms, forests, nurseries, and greenhouses, and handlers of agricultural pesticides. It contains requirements for training, decontamination, notification and emergency assistance. It also contains specific instructions and exceptions pertaining to the statements on this label about personal protective equipment (PPE), and restricted-entry interval. The requirements in this box only apply to uses of this product that are covered by the Worker Protection Standard.

Do not enter or allow worker entry into treated areas during the Restricted Entry Interval (REI) of 24 hours.

PPE required for early entry into treated areas that is permitted under the Worker Protection Standard and that involves contact with anything that has been treated, such as plants, soil, or water is:

- Coveralls
- Chemical resistant gloves made of any waterproof material
- Shoes plus socks
- Protective eyewear, such as safety glasses, goggles or face shield.



70610

### **PERSONAL PROTECTIVE EQUIPMENT (PPE)**

Some materials that are chemical-resistant to this product are listed below. If you want more options, follow the instructions for **CATEGORY C** on an EPA chemical resistance category selection chart.

### **MIXERS, LOADERS, APPLICATORS AND OTHER HANDLERS MUST WEAR:**

- Long-sleeved shirt and long pants
- Chemical resistant gloves made of any waterproof material
- Shoes plus socks
- Protective eyewear, such as safety glasses, goggles or face shield


### **USER SAFETY REQUIREMENTS**

Discard clothing and other absorbent materials that have been drenched or heavily contaminated with this product's concentrate. Do not reuse them. Follow manufacturer's instructions for cleaning and maintaining PPE. If no such instructions for washables, use detergent and hot water. Keep and wash PPE separately from other laundry.

### **USER SAFETY RECOMMENDATIONS**

Users should:


- Wash hands before eating, drinking, chewing gum, using tobacco or using toilet.
- Remove clothing/PPE immediately if pesticide gets inside. Then wash thoroughly and put on clean clothing.
- Users should remove PPE immediately after handling this product. Wash outside of gloves before removing. As soon as possible, wash thoroughly and change into clean clothing.



### STORAGE AND DISPOSAL

Do not contaminate water, food or feed by storage and disposal.

1. **PESTICIDE STORAGE** - Do not stack over 2 pallets high. Store original containers in cool dry place away from food, water and feed.
2. **PESTICIDE DISPOSAL** - Pesticide wastes resulting from the use of this product may be disposed of on site or at an approved waste disposal facility.
3. **CONTAINER DISPOSAL** - Non-refillable containers. Do not use or refill this container. Offer for recycling if available. For container sizes of 5 gallons or less, triple rinse as follows: Empty the remaining contents into application equipment or a mix tank and draining for 10 seconds after the flow begins to drip. Fill the container ¼ full with water and recap. Shake for 10 seconds. Pour rinsate into application equipment or a mix tank or store rinsate for later use or disposal. Drain for 10 seconds after the flow begins to drip. Repeat this procedure two more times. For container sizes greater than 5 gallons, triple rinse as follows: empty the remaining contents into application equipment or a mix tank. Fill the container ¼ full with water. Replace and tighten closures. Tip container on its side and roll it back and forth, ensuring at least one complete revolution, for 30 seconds. Stand the container on its end and tip it back and forth several times. Turn the container over onto its other end and tip it back and forth several times. Empty the rinsate into application equipment or a mix tank or store rinsate for later use or disposal. Repeat the procedure two more times.
4. **GENERAL** - Consult federal, state or local disposal authorities for approved alternative procedures in your area.





O-TAC PLANT CONTACT AGENT is a carefully balanced combination of active ingredients and wetting agents to be used for the control of sucker growth on Burley, Flue-Cured, Dark Fired, Maryland and Cigar tobacco. The concentrated product is diluted with water to form a creamy emulsion, which is applied as a coarse spray. The emulsion is effective only when it comes in direct contact with suckers; therefore, the material is applied so that maximum contact is made with the suckers.

#### WHEN TO APPLY:

O-TAC PLANT CONTACT AGENT can be applied before or after topping. Best results are usually obtained by spraying the tobacco with O-TAC PLANT CONTACT AGENT before topping in the early to late button stage and then topping the tobacco immediately followed by additional applications of O-TAC PLANT CONTACT AGENT starting and spaced 3 to 5 days apart. If you top the tobacco before spraying, remove any suckers over one inch in length as you top and apply O-TAC PLANT CONTACT AGENT after topping. Because O-TAC PLANT CONTACT AGENT is a contact type agent, it is necessary to straighten any plants that are leaning so that the emulsion flows down the stalk evenly and contacts each sucker.

O-TAC PLANT CONTACT AGENT usually can be applied anytime during the day, but not to wilted plants. For best results, it is recommended that you wait until the dew dries before spraying. Do not spray after the leaves begin to close in the evening. Because the underside of the leaves may be injured by contact with O-TAC PLANT CONTACT AGENT, do not apply when the wind is high enough to turn the top leaves over. Do not apply during the rain or when plants are wet. If however, it rains after O-TAC PLANT CONTACT AGENT has been on the plants for over an hour, you should not have to apply O-TAC PLANT CONTACT AGENT again. Do not apply during periods of high heat or if plants are wilted.

#### HOW MUCH O-TAC PLANT CONTACT AGENT TO APPLY:

For each tobacco type listed use the lower rate and apply to untopped plants in the button stage when plant tissue is tender, then top immediately.

Use the higher rate for the first application when plants are more mature and for the second application 3 to 5 days later followed by additional applications 3 to 5 days apart as needed.

**Flue-Cured:** For power sprayer - use 2 gallons (7.57 liters) in 48 gallons (182 liters) of water, for a total spray solution of 50 gallons (189 liters) - 4% solution.  
or 2.5 gallons (9.4 liters) in 47.5 gallons (180 liters) of water for a total spray solution of 50 gallons (189 liters) - 5% solution.

For hand sprayer - use 5 ounces (148 milliliters) in water to make a total of 1 gallon (3.785 liters) of spray (4% solution), or 6 ounces (177 milliliters) in water to make a total of 1 gallon (3.785 liters) of spray (5% solution).

**NOTE:** In the event of an extended season, later applications of 2.5 gallons (9.4 liters) O-TAC PLANT CONTACT AGENT in 47.5 gallons (180 liters) water (5% concentration) may be made.

**Burley:** For power sprayer - use 1.75 to 2 gallons (6.62-7.57 liters) in water to make a total of 50 gallons (189 liters) of spray solution (3.5 to 4% solution).

**Dark Fired:** For hand sprayer, use 6 to 8 ounces (177-237 milliliters) in water to make a total of 1 gallon (3.785 liters) of spray (4.5 - 6% solution).

**Cigar:** Use 4 to 5 ounces (118-148 milliliters) in water to make a total of 1 gallon (3.785 liters) of spray solution to apply with a hand sprayer (3 - 4 % solution).

**Maryland:** Use 4 to 4.5 ounces (118-133 milliliters) in water to make a total of 1 gallon (3.785 liters) of spray solution to apply with a hand sprayer (3 to 3.5% solution).

When applied by hand using 2/3 to 1 ounce (20 - 30 milliliters) of spray solution per plant, 1 gallon (3.785 liters) of diluted O-TAC PLANT CONTACT AGENT will treat 128-190 plants.

If a power sprayer is used, 50 gallons (189 liters) of diluted product should be applied per acre of tobacco.

#### HOW TO APPLY:

The diluted emulsion is most easily prepared by adding the required amount of O-TAC PLANT CONTACT AGENT to your spray tank and then adding the water. In order to obtain the best results, it is important that the water be added to the O-TAC PLANT CONTACT AGENT rather than the O-TAC PLANT CONTACT AGENT to the water to enhance mixing and reduce floating.

If you use a hand-held or backpack sprayer, the diluted solution must be applied at a rate of 2/3 to 1 ounce (20-30 milliliters) per plant (or enough to insure runoff to the bottom of the plant). A coarse spray is recommended, directed downward at the top of the stalk from 6-8 inches above the top leaves, very little tank pressure is required, and in no case should more than 20 pounds be used.

When applied with power equipment, three nozzles per row must be used (TG full cone tips, or larger, are satisfactory). One TG-5 nozzle should be directed downward over the center of the row and two TG-3s should be positioned approximately 11 inches on either side directed at or slightly above the top of the stalk. The diluted O-TAC PLANT CONTACT AGENT must be applied to the tobacco as a coarse spray from a height of 12 to 16 inches above the top of the stalk. It is recommended that boom pressure be kept at 20 lbs. By using the recommended spray tips, spraying at approximately 20 lbs. pressure, and operating a tractor speed of 2.5 to 3 mph, you will apply approximately 50 gallons of diluted solution per acre of tobacco.

#### HOW OFTEN TO APPLY:

Usually one application of O-TAC PLANT CONTACT AGENT will give good control of both primary and secondary suckers and produce excellent leaf quality. However, in most cases additional treatments of O-TAC PLANT CONTACT AGENT are recommended 3 to 5 days apart to allow time for uneven crops to become uniform.

#### NOTES:

1. Mix well prior to use and, if allowed to stand during the use, mix again before applying since the diluted emulsion may separate on standing.
2. Do not use on Burley tobacco during periods of high heat and high humidity.
3. Usage according to the directions outlined has resulted in adequate sucker control with very little or no leaf injury. Application not in accordance with the directions may lead to injury of leaves or improper sucker control.
4. Make sure spray equipment is clean before using.
5. Do not mix with other pesticides, fertilizers, surfactants or any other materials as plant damage or death may result.

**WARRANTY STATEMENT:** Seller's guarantee shall be limited to the terms of the label, and subject thereto the buyer assumes any risk to persons or property arising out of use or handling and accepts the product on these conditions.