



UNITED STATES ENVIRONMENTAL PROTECTION AGENCY  
WASHINGTON, DC 20460

OFFICE OF  
PREVENTION, PESTICIDES AND  
TOXIC SUBSTANCES

Mr. Roland L. Cargill  
Fair Products, Inc.  
P.O. Box 386  
Cary, N.C. 27513

OCT 13 2009

Subject: O-TAC Plant Contact Agent  
EPA Reg. No. 51873-18  
Amended Labeling and CSF  
EPA Decision Number D416952  
Your Application Dated 8/04/09

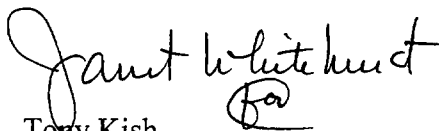
Dear Mr. Cargill:

The amended label and Basic CSF referred to above, submitted in connection with registration under the Federal Insecticide, Fungicide and Rodenticide Act as amended is acceptable.

The subject Basic CSF dated 8/04/09 supersedes all Basic CSFs previously accepted for this product. One copy of the label stamped "Accepted" is enclosed for your records. This label supersedes all labels previously accepted for this product. Please submit one copy of the final printed label before the product is released for shipment.

If you have any questions, please contact Janet Whitehurst by phone at (703) 305-6129 or via email at [whitehurst.janet@epa.gov](mailto:whitehurst.janet@epa.gov).

Sincerely,

A handwritten signature in cursive script that reads "Janet Whitehurst".

Tony Kish  
Product Manager (22)  
Fungicide Branch  
Registration Division (7505P)

Enclosure

2098

O-TAC PLANT CONTACT AGENT/Front panel

**\*\* Proposed changes in Red\*\***

# **O-TAC PLANT CONTACT AGENT®**

**CONTACT TOBACCO SUCKER CONTROL AGENT**

**KEEP OUT OF REACH OF CHILDREN**

## **WARNING - AVISO**

**PRECAUCION AL USUARIO:** Si usted no entiende la etiqueta, busque a alguien para que se la explique a usted en detalle. (If you do not understand the label, find someone to explain it to you in detail)

**READ ENTIRE LABEL CAREFULLY BEFORE USING THIS PRODUCT.**

**ACTIVE INGREDIENTS:**

Fatty Alcohols.....85%  
(C6 - 0.5% C8 - 42%, C10 - 56%, C12 - 1.5%)

**INERT INGREDIENTS**.....15%

**TOTAL**.....100%

This product contains 6.01 lbs. of fatty alcohols per gallon

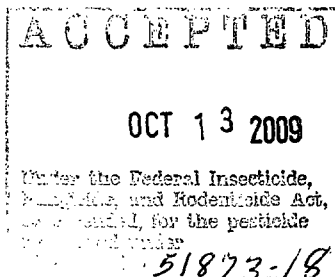
If not used in accordance with directions, plant injury,  
excessive residues, or other undesirable results may occur.

Sold by:

**Fair Products, Inc., USA**  
Agri-Specialties Division  
Post Office Box 386  
Cary, North Carolina 27512  
Telephone: (919) 467-8352

MADE IN U.S.A.  
EPA REG. NO. 51873-18  
EPA EST. NO. 45671-NC-01  
03062003V-2009P

NET CONTENTS:  
18.93 LITERS  
5 GALLONS



3089

## PRECAUTIONARY STATEMENTS

Hazards to humans and domestic animals

### WARNING

Causes substantial but temporary eye injury. Do not get in eyes, on skin or on clothing. Wear protective eyewear (safety glasses, goggles or face shield). Causes skin irritation. Harmful if swallowed. Avoid inhalation of mist. Wash thoroughly with soap and water after handling. Remove contaminated clothing and wash clothing before reuse.

### ENVIRONMENTAL HAZARDS

Do not apply directly to water, to areas where surface water is present or to intertidal areas below the mean high water mark. Do not apply this product through any type of irrigation system. Do not contaminate water by cleaning equipment or disposal of wastes.

Do not discharge effluent containing this product into lakes, streams, ponds, estuaries, oceans, or other waters unless in accordance with the requirements of a National Pollution Discharge Elimination System (NPDES) permit and the permitting authority has been notified in writing prior to discharge. Do not discharge effluent containing this product to sewer systems without previously notifying the local sewage treatment plant authority. For guidance contact your State Water Board or Regional Office of the EPA.

## FIRST AID

If In Eyes	<ul style="list-style-type: none"> <li>• Hold eye open and rinse slowly and gently with water for 15-20 minutes.</li> <li>• Remove contact lenses, if present, after the first 5 minutes, then continue rinsing eye</li> <li>• Call a poison control center or doctor for treatment advice.</li> </ul>
If On Skin or Clothing	<ul style="list-style-type: none"> <li>• Take off contaminated clothing.</li> <li>• Rinse skin immediately with plenty of water for 15-20 minutes.</li> <li>• Call a poison control center or doctor for treatment advice.</li> </ul>
If Swallowed	<ul style="list-style-type: none"> <li>• Call a poison control center or doctor for treatment advice.</li> <li>• Have person sip a glass of water if able to swallow.</li> <li>• Do not induce vomiting unless told to do so by the poison control center or doctor.</li> <li>• Do not give anything by mouth to an unconscious person</li> </ul>
If Inhaled	<ul style="list-style-type: none"> <li>• Move person to fresh air.</li> <li>• If person is not breathing, call 911 or an ambulance, then give artificial respiration, preferably by mouth-to-mouth, if possible.</li> <li>• Call a poison control center or doctor for treatment advice.</li> </ul>

### Hot Line Number

Have the container or label with you when calling a poison control center or doctor or going for treatment. For emergency information on product call (919) 467-8352, Monday through Friday 9 AM to 5 PM EST.

After 5 PM call your poison control center or call the National Poison Control Hotline at 1-800-222-1222 for additional information.

### DIRECTIONS FOR USE

It is a violation of federal law to use this product in a manner inconsistent with its labeling. Do not apply this product in a way that will contact workers or persons, either directly or indirectly through drift. Only protected handlers may be in the area during application. For any requirements specific to your State or Tribe, consult the agency responsible for pesticide regulation.

## AGRICULTURAL USE REQUIREMENTS

Use this product only in accordance with its labeling and the Worker Protection Standard, 40 CFR part 170. This standard contains requirements for the protection of agricultural workers on farms, forests, nurseries, and greenhouses, and handlers of agricultural pesticides. It contains requirements for training, decontamination, notification and emergency assistance. It also contains specific instructions and exceptions pertaining to the statements on this label about personal protective equipment (PPE), and restricted-entry interval. The requirements in this box only apply to uses of this product that are covered by the Worker Protection Standard.

**Do not enter or allow worker entry into treated areas during the Restricted Entry Interval (REI) of 24 hours.**

**PPE required for early entry into treated areas that is permitted under the Worker Protection Standard and that involves contact with anything that has been treated, such as plants, soil, or water is:**

- Coveralls
- Chemical resistant gloves made of any waterproof material
- Shoes plus socks
- Protective eyewear, such as safety glasses, goggles or face shield.

[illegible]

5078

### PERSONAL PROTECTIVE EQUIPMENT (PPE)

Some materials that are chemical-resistant to this product are listed below. If you want more options, follow the instructions for **CATEGORY C** on an EPA chemical resistance category selection chart.

### MIXERS, LOADERS, APPLICATORS AND OTHER HANDLERS MUST WEAR:

- Long-sleeved shirt and long pants
- Chemical resistant gloves made of any waterproof material
- Shoes plus socks
- Protective eyewear, such as safety glasses, goggles or face shield


### USER SAFETY REQUIREMENTS

Discard clothing and other absorbent materials that have been drenched or heavily contaminated with this product's concentrate. Do not reuse them. Follow manufacturer's instructions for cleaning and maintaining PPE. If no such instructions for washables, use detergent and hot water. Keep and wash PPE separately from other laundry.

### USER SAFETY RECOMMENDATIONS

Users should:

- Wash hands before eating, drinking, chewing gum, using tobacco or using toilet.
- Remove clothing/PPE immediately if pesticide gets inside. Then wash thoroughly and put on clean clothing.
- Users should remove PPE immediately after handling this product. Wash outside of gloves before removing. As soon as possible, wash thoroughly and change into clean clothing.



Do not contaminate water, food or feed by storage and disposal.

- 
- A collection of 20 small, stylized line drawings of various birds, including sparrows, finches, and songbirds, arranged in a grid-like fashion. The drawings are simple, using only outlines and minimal shading to represent the birds' forms and features like beaks and wings.

7 of 8

O-TAC PLANT CONTACT AGENT is a carefully balanced combination of active ingredients and wetting agents to be used for the control of sucker growth on Burley, Flue-Cured, Dark Fired, Maryland and Cigar tobacco. The concentrated product is diluted with water to form a creamy emulsion, which is applied as a coarse spray. The emulsion is effective only when it comes in direct contact with suckers; therefore, the material is applied so that maximum contact is made with the suckers.

**WHEN TO APPLY:**

O-TAC PLANT CONTACT AGENT can be applied before or after topping. Best results are usually obtained by spraying the tobacco with O-TAC PLANT CONTACT AGENT before topping in the early to late button stage and then topping the tobacco immediately followed by additional applications of O-TAC PLANT CONTACT AGENT starting and spaced 3 to 5 days apart. If you top the tobacco before spraying, remove any suckers over one inch in length as you top and apply O-TAC PLANT CONTACT AGENT after topping. Because O-TAC PLANT CONTACT AGENT is a contact type agent, it is necessary to straighten any plants that are leaning so that the emulsion flows down the stalk evenly and contacts each sucker.

O-TAC PLANT CONTACT AGENT usually can be applied anytime during the day, but not to wilted plants. For best results, it is recommended that you wait until the dew dries before spraying. Do not spray after the leaves begin to close in the evening. Because the underside of the leaves may be injured by contact with O-TAC PLANT CONTACT AGENT, do not apply when the wind is high enough to turn the top leaves over. Do not apply during the rain or when plants are wet. If however, it rains after O-TAC PLANT CONTACT AGENT has been on the plants for over an hour, you should not have to apply O-TAC PLANT CONTACT AGENT again. Do not apply during periods of high heat or if plants are wilted.

**HOW MUCH O-TAC PLANT CONTACT AGENT TO APPLY:**

For each tobacco type listed use the lower rate and apply to untopped plants in the button stage when plant tissue is tender, then top immediately.

Use the higher rate for the first application when plants are more mature and for the second application 3 to 5 days later followed by additional applications 3 to 5 days apart as needed.

**Flue-Cured:** For power sprayer - use 2 gallons (7.57 liters) in 48 gallons (182 liters) of water, for a total spray solution of 50 gallons (189 liters) - 4% solution.  
or 2.5 gallons (9.4 liters) in 47.5 gallons (180 liters) of water for a total spray solution of 50 gallons (189 liters) - 5% solution.

For hand sprayer - use 5 ounces (148 milliliters) in water to make a total of 1 gallon (3.785 liters) of spray (4% solution), or 6 ounces (177 milliliters) in water to make a total of 1 gallon (3.785 liters) of spray (5% solution).

**NOTE:** In the event of an extended season, later applications of 2.5 gallons (9.4 liters) O-TAC PLANT CONTACT AGENT in 47.5 gallons (180 liters) water (5% concentration) may be made.

**Burley:** For power sprayer - use 1.75 to 2 gallons (6.62-7.57 liters) in water to make a total of 50 gallons (189 liters) of spray solution (3.5 to 4% solution).

**Dark Fired:** For hand sprayer, use 6 to 8 ounces (177-237 milliliters) in water to make a total of 1 gallon (3.785 liters) of spray (4.5 - 6% solution).

**Cigar:** Use 4 to 5 ounces (118-148 milliliters) in water to make a total of 1 gallon (3.785 liters) of spray solution to apply with a hand sprayer (3 - 4 % solution).

**Maryland:** Use 4 to 4.5 ounces (118-133 milliliters) in water to make a total of 1 gallon (3.785 liters) of spray solution to apply with a hand sprayer (3 to 3.5% solution).

When applied by hand using 2/3 to 1 ounce (20 - 30 milliliters) of spray solution per plant, 1 gallon (3.785 liters) of diluted O-TAC PLANT CONTACT AGENT will treat 128-190 plants.

If a power sprayer is used, 50 gallons (189 liters) of diluted product should be applied per acre of tobacco.

#### HOW TO APPLY:

The diluted emulsion is most easily prepared by adding the required amount of O-TAC PLANT CONTACT AGENT to your spray tank and then adding the water. In order to obtain the best results, it is important that the water be added to the O-TAC PLANT CONTACT AGENT rather than the O-TAC PLANT CONTACT AGENT to the water to enhance mixing and reduce floating.

If you use a hand-held or backpack sprayer, the diluted solution must be applied at a rate of 2/3 to 1 ounce (20-30 milliliters) per plant (or enough to insure rundown to the bottom of the plant). A coarse spray is recommended, directed downward at the top of the stalk from 6-8 inches above the top leaves, very little tank pressure is required, and in no case should more than 20 pounds be used.

When applied with power equipment, three nozzles per row must be used (TG full cone tips, or larger, are satisfactory). One TG-5 nozzle should be directed downward over the center of the row and two TG-3s should be positioned approximately 11 inches on either side directed at or slightly above the top of the stalk. The diluted O-TAC PLANT CONTACT AGENT must be applied to the tobacco as a coarse spray from a height of 12 to 16 inches above the top of the stalk. It is recommended that boom pressure be kept at 20 lbs. By using the recommended spray tips, spraying at approximately 20 lbs. pressure, and operating a tractor speed of 2.5 to 3 mph, you will apply approximately 50 gallons of diluted solution per acre of tobacco.

#### HOW OFTEN TO APPLY:

Usually one application of O-TAC PLANT CONTACT AGENT will give good control of both primary and secondary suckers and produce excellent leaf quality. However, in most cases additional treatments of O-TAC PLANT CONTACT AGENT are recommended 3 to 5 days apart to allow time for uneven crops to become uniform.

#### NOTES:

1. Mix well prior to use and, if allowed to stand during the use, mix again before applying since the diluted emulsion may separate on standing.
2. Do not use on Burley tobacco during periods of high heat and high humidity.
3. Usage according to the directions outlined has resulted in adequate sucker control with very little or no leaf injury. Application not in accordance with the directions may lead to injury of leaves or improper sucker control.
4. Make sure spray equipment is clean before using.
5. Do not mix with other pesticides, fertilizers, surfactants or any other materials as plant damage or death may result.

**WARRANTY STATEMENT:** Seller's guarantee shall be limited to the terms of the label, and subject thereto the buyer assumes any risk to persons or property arising out of use or handling and accepts the product on these conditions.