

51873-6

9/28/2009

10411



UNITED STATES ENVIRONMENTAL PROTECTION AGENCY  
WASHINGTON, D.C. 20460

OFFICE OF  
PREVENTION, PESTICIDES AND  
TOXIC SUBSTANCES

Mr. Roland L. Cargill  
Product Registration Specialist  
Fair Products, Inc.  
P.P. Box 386  
Cary, North Carolina 2712-0386

SEP 28 2009

Subject: Label Notification(s) for Pesticide Registration Notice 2007-4

Dear Mr. Cargill:

The Agency is in receipt of your Application(s) for Pesticide Notification under Pesticide Registration Notice (PRN) 2007-4 dated August 5, 2009 for:

**EPA Registration 51873-6**

**FST-7**

The Registration Division (RD) has conducted a review of this request for applicability under PRN 2007-4 and finds that the label change(s) requested falls within the scope of PRN-2007-4. The label has been date-stamped "Notification" and will be placed in our records.

Please be reminded that 40 CFR Part 156.140(a)(4) requires that a batch code, lot number, or other code identify the batch of the pesticide distributed and sold be placed on nonrefillable containers. The code may appear either on the label (and can be added by non-notification/PR Notice 98-10) or durably marked on the container itself.

If you have any questions, please contact me directly at 703-305-6249 or Joyce Edwards of my staff at 703-308-5479.

Sincerely,

A handwritten signature in black ink, appearing to read "Linda Arrington", is written above the typed name.

Linda Arrington  
Notifications & Minor Formulations Team Leader  
Registration Division (7505P)  
Office of Pesticide Programs



United States  
Environmental Protection Agency  
Washington, DC 20460

☐ Registration  
☐ Amendment  
☒ Other

OPP Identifier Number

## Application for Pesticide - Section I

1. Company/Product Number Fair Products, Inc. / 51873-6	2. EPA Product Manager Tony Kish	3. Proposed Classification <input checked="" type="checkbox"/> None <input type="checkbox"/> Restricted
4. Company/Product (Name) Fair Products, Inc. / FST-7	PM# 22	
5. Name and Address of Applicant (Include ZIP Code)  Fair Products, inc. PO Box 386 Carmichael, CA 95602  <input type="checkbox"/> Check if this is a new address	6. Expedited Review. In accordance with FIFRA Section 3(c)(3) (b)(i), my product is similar or identical in composition and labeling to:  <input type="checkbox"/> EPA Reg. No. 19713-105  Product Name Leven-38	

## Section - II

<input type="checkbox"/> Amendment - Explain below.	<input type="checkbox"/> Final printed labels in response to Agency letter dated _____
<input type="checkbox"/> Resubmission in response to Agency letter dated _____	<input type="checkbox"/> "Me Too" Application.
<input checked="" type="checkbox"/> Notification - Explain below.	<input type="checkbox"/> Other - Explain below.

NOTIFICATION

SEP 28 2009

Explanation: Use additional page(s) if necessary. (For section I and Section II.)

Notification of label change per PR Notice 2007-4. This notification is consistent with the guidances PR Notice 2007-4 and the requirements of EPA's regulations at 40 CFR 156.10, 156.140, 156.146 and 156.156. No other changes have been made to the labeling or the Confidential Statement of Formula for this product. (Continued on attached page)

## Section - III

1. Material This Product Will Be Packaged In:				2. Type of Container	
Child-Resistant Packaging <input type="checkbox"/> Yes <input checked="" type="checkbox"/> No	Unit Packaging <input checked="" type="checkbox"/> Yes <input type="checkbox"/> No	Water Soluble Packaging <input type="checkbox"/> Yes <input checked="" type="checkbox"/> No		<input checked="" type="checkbox"/> Metal <input type="checkbox"/> Plastic <input type="checkbox"/> Glass <input type="checkbox"/> Paper <input type="checkbox"/> Other (Specify) _____	
* Certification must be submitted		If "Yes" Unit Packaging wgt.	No. per container	If "Yes" Package wgt	No. per container
3. Location of Net Contents Information <input checked="" type="checkbox"/> Label <input type="checkbox"/> Container		4. Size(s) Retail Container 3 gal.		5. Location of Label Directions <input checked="" type="checkbox"/> On Label <input type="checkbox"/> On Labeling accompanying product	
Manner in Which Label is Affixed to Product glued and slip sleeve		<input checked="" type="checkbox"/> Lithograph <input checked="" type="checkbox"/> Paper glued <input type="checkbox"/> Stenciled		<input type="checkbox"/> Other _____	

## Section - IV

1. Contact Point (Complete items directly below for identification of individual to be contacted, if necessary, to process this application.)		
Name Roland L. Cargill	Title Product Reg. Specialist	Telephone No. (Include Area Code) 919-487-1599
Certification I certify that the statements I have made on this form and all attachments thereto are true, accurate and complete. I acknowledge that any knowingly false or misleading statement may be punishable by fine or imprisonment or both under applicable law.		6. Date Application Received (Stamped)
2. Signature 	3. Title Product Registration Specialist	
4. Typed Name Roland L. Cargill	5. Date 8/5/09	



Fair Products, Inc.

August 5, 2009

Tony Kish Product Manager, Team-22  
Fungicide Branch, Registration Division  
Document Processing Desk (AMEND)  
Office of Pesticide Programs (7504P)  
U.S Environmental Protection Agency  
Room S-4900 One Potomac Yard  
2777 South Crystal Drive  
Arlington, VA 22202-4501

Subject: Notification: Container Disposal Statement per PR 2007-4  
EPA Reg. No. 51873-6 FST-7

Dear Tony:


Attached is the completed Notification (EPA form 8570-1) for the subject product in compliance with PR 2007-4, as well as a copy of the updated label that contains the revised Container Disposal Statement.

If you have any questions, please do not hesitate to contact me at (919) 467-1599 or by email [carla@fairproductsinc.com](mailto:carla@fairproductsinc.com).

Sincerely,

Roland L. Cargill  
Product Registration Specialist

Enclosed



**\*\*DRAFT\*\***

**NOTIFICATION**

FST-7/Front panel-01

**SEP 28 2009**

**\*\*PROPOSED CHANGES IN RED\*\***

# FST-7®

**CONTACT AND SYSTEMIC TOBACCO SUCKER CONTROL AGENT**

**KEEP OUT OF REACH OF CHILDREN**

**DANGER- PELIGRO**

PRECAUCION AL USUARIO Si usted no entiende la etiqueta, busque a alguien para que se la explique a usted en detalle. (If you do not understand the label, find someone to explain it to you in detail)

**ACTIVE INGREDIENTS:**

n-Decanol.....	38.3%
Potassium salt of 1,2-Dihydro-3,6-pyridazinedione*.....	11.1%
INERT INGREDIENTS.....	50.6%
TOTAL.....	100.0%

\*Hereafter called potassium salt of maleic hydrazide CAS No. 28382-15-2  
This product contains 0.66 lbs. maleic hydrazide (MH) equivalent per gallon.  
Weight of Active Ingredients = 4.0 lbs. per gallon

**SHAKE WELL BEFORE USING**

**READ ENTIRE LABEL CAREFULLY BEFORE USING THIS PRODUCT.**

**SEE SIDE PANEL FOR ADDITIONAL PRECAUTIONARY STATEMENTS.**

If not used in accordance with directions, plant injury, or other undesirable results may occur.

Sold by:

**Fair Products, Inc., USA**

Agri-Specialties Division

Post Office Box 386

Cary, North Carolina 27512-0386

Telephone: (919) 467-8352


EPA EST. NO. 45671-NC-01

EPA REG. NO. 51873-6

02292000V-2009P

Net Contents:

3 GALLONS (384 Fl. Oz.)  
(11.355 Liters)



50411

**\*\*DRAFT\*\***

FST-7/Left side panel

# **PRECAUTIONARY STATEMENTS**

Hazards to humans and domestic animals

## **DANGER**

Corrosive, Causes irreversible eye damage. Do not get in eyes, on skin or on clothing. Wear protective eyewear, (goggles or face shield). Harmful if absorbed through skin or inhaled. Avoid contact with skin, eyes, or clothing. Avoid inhalation of mist. Wash thoroughly with soap and water after handling. Remove contaminated clothing and wash clothing before reuse.

## **ENVIRONMENTAL HAZARDS**

Do not apply directly to water, to areas where surface water is present or to intertidal areas below the mean high water mark. Do not apply this product through any type of irrigation system. Do not contaminate water when disposing of equipment washwaters.

## **SURFACE WATER ADVISORY**

Under some conditions, maleic hydrazide (MH) may have a significant potential for runoff into surface water (primarily via dissolution in runoff water), for several days post-application. Conditions favoring runoff include poorly draining soils or wet soils with readily visible slopes, frequently flooded areas, areas where an intense or sustained rainfall is forecast to occur within 48 hours, areas overlying extremely shallow ground water, and areas overlying tile drainage systems that flow to surface water.

## **FIRST AID**

**FATTY ALCOHOLS (N-DECANOL)**

**MALEIC HYDRAZIDE**

<b>If In Eyes</b>	<ul style="list-style-type: none"><li>• Hold eye open and rinse slowly and gently with water for 15-20 minutes.</li><li>• Remove contact lenses, if present, after the first 5 minutes, then continue rinsing eye</li><li>• Call a poison control center or doctor for treatment advice.</li></ul>
<b>If On Skin or Clothing</b>	<ul style="list-style-type: none"><li>• Take off contaminated clothing.</li><li>• Rinse skin immediately with plenty of water for 15-20 minutes.</li><li>• Call a poison control center or doctor for treatment advice.</li></ul>
<b>If Swallowed</b>	<ul style="list-style-type: none"><li>• Call a poison control center or doctor for treatment advice.</li><li>• Have person sip a glass of water if able to swallow.</li><li>• Do not induce vomiting unless told to do so by the poison control center or doctor.</li><li>• Do not give anything by mouth to an unconscious person</li></ul>
<b>If Inhaled</b>	<ul style="list-style-type: none"><li>• Move person to fresh air.</li><li>• If person is not breathing, call 911 or an ambulance, then give artificial respiration, preferably by mouth-to-mouth, if possible.</li><li>• Call a poison control center or doctor for treatment advice.</li></ul>

**Hot Line Number**

**FATTY ALCOHOLS (N-DECANOL)**

**MALEIC HYDRAZIDE**

Have the container or label with you when calling a poison control center or doctor or going for treatment. For emergency information on product call (919) 467-8352, Monday through Friday 9 am to 5 PM EST. After 5 PM call your poison control center or call the National Poison Control Hotline at 1-800-222-1222, for additional information.

**NOTE TO PHYSICIAN:** Probable mucosal damage may contraindicate the use of gastric lavage

FST-7/Left side panel-01 (continued)



FST-7/Right side panel

## USE PRECAUTIONS

## PERSONAL PROTECTIVE EQUIPMENT

Some materials that are chemical-resistant to this product are listed below. If you want more options, follow the instructions for **CATEGORY C** on an EPA chemical resistance category selection chart.

**APPLICATORS AND OTHER HANDLERS MUST WEAR:**

- Long-sleeved shirt and long pants
- Chemical resistant gloves made of any waterproof material
- Shoes plus socks
- Protective eyewear.

Discard clothing and other absorbent materials that have been drenched or heavily contaminated with this product's concentrate. Do not reuse them. Follow manufacturer's instructions for cleaning and maintaining PPE. If no such instructions for washables, use detergent and hot water. Keep and wash PPE separately from other laundry.

## USER SAFETY RECOMMENDATIONS

**Users should:**

- Wash hands before eating, drinking, chewing gum, using tobacco or using toilet.
- Remove clothing immediately if pesticide gets inside. Then wash thoroughly and put on clean clothing.
- Users should remove PPE immediately after handling this product. Wash outside of gloves before removing. As soon as possible, wash thoroughly and change into clean clothing.

80f 11


**\*\*DRAFT\*\***

FST-7/Right side panel

### **STORAGE AND DISPOSAL**

Do not contaminate water, food or feed by storage and disposal.

1. **PESTICIDE STORAGE** - Do not stack over 2 pallets high. Store original containers in cool dry place away from food, water and feed. Avoid storage below 45 degrees F. At temperatures below 40 degrees F, the formulation will form solids. It readily re-dissolves, but must be warmed to 50 degrees F or above.
2. **PESTICIDE DISPOSAL** - Pesticide wastes are acutely hazardous. Improper disposal of excess pesticide, spray mixture, or rinsate is a violation of Federal Law. If these wastes cannot be disposed of by use according to label instructions, contact your State Pesticide or Environmental Control Agency, or the Hazardous Waste Representative at the nearest EPA Regional Office for guidance.
3. **CONTAINER DISPOSAL** — Non-refillable containers. Do not use or refill this container. Offer for recycling if available. **For container sizes of 5 gallons or less**, triple rinse as follows: Empty the remaining contents into application equipment or a mix tank and draining for 10 seconds after the flow begins to drip. Fill the container ¼ full with water and recap. Shake for 10 seconds. Pour rinsate into application equipment or a mix tank or store rinsate for later use or disposal. Drain for 10 seconds after the flow begins to drip. Repeat this procedure two more times. **For container sizes greater than 5 gallons**, triple rinse as follows: **empty the remaining contents into application equipment or a mix tank. Fill the container ¼ full with water. Replace and tighten closures. Tip container on its side and roll it back and forth, ensuring at least one complete revolution, for 30 seconds. Stand the container on its end and tip it back and forth several times. Turn the container over onto its other end and tip it back and forth several times. Empty the rinsate into application equipment or a mix tank or store rinsate for later use or disposal. Repeat the procedure two more times.**
4. **GENERAL** - Consult federal, state or local disposal authorities for approved alternative procedures in your area.





**\*\*DRAFT\*\***

FST-7/Rear panel, p.1

### **FST-7 FOR CONTROL OF TOBACCO SUCKERS. DIRECTIONS FOR USE.**

**Make sure the container of FST-7 is well mixed and shaken before measuring.**

FST-7 is a contact and systemic sucker control agent which with one application kills small suckers on contact with one-half to one hour after application and then works systematically on the tobacco plant to control cell subdivisions and the formation of new suckers. FST-7 is formulated exclusively for the control of tobacco suckers.

FST-7 can be applied by conventional spray mechanisms. Use a coarse spray and spray one or more rows at a time wetting only the upper 1/3 to 1/2 of the tobacco plant and allowing the liquid to run down the stalk to each plant, using only about twenty pounds of pressure. Plants that are leaning should be straightened so that the spray flows down the stalk evenly and contacts each sucker.

FST-7 should be applied during early morning after the dew dries, all day on cloudy days, avoiding late afternoon or night applications. Spraying during the bright noon day sun at atmospheric temperatures above 90°F should be avoided since injury to the top tender leaves may result.

Do not apply FST-7 when the wind velocity is high enough to turn the top leaves since injury may result from the application to the tender underside of the tobacco leaf. Do not apply during a rain or when the leaves are still wet or when rain is predicted during the period of 6 hours for absorption throughout the entire plant and rain within that period may reduce effectiveness. If applied during drought, the contact portion of the formulation continues to function normally but the systemic sucker control action may be reduced because of the diminished absorption capabilities of the tobacco plant under drought conditions.

### **FLUE CURED TOBACCO**

**Make sure the container of FST-7 is well mixed and shaken before measuring.**

Apply FST-7 after topping at early flower (one week after button), following application of an appropriate contact control agent (such as FAIR 85 or FAIR TAC) at the early button stage. Remove by hand all suckers which are over one inch long. The plants should be sprayed promptly. Add 3 gallons of FST-7 to 10-20 gallons of water and with the mixer running add more water to bring the volume up to a total of 50 gallons. Operate the sprayer at a speed of 2.5 to 3 miles per hour and spray 50 gallons of diluted emulsion per acre of tobacco. Use a coarse spray covering the top 1/3 to 1/2 of the plant and allow the liquid to run down the stalk to the bottom of each plant using only about 20 pounds of pressure.

### **BURLEY TOBACCO**

**Make sure the container of FST-7 is well mixed and shaken before measuring.**

Top the tobacco plants when they are about the full flower stage and remove by hand all suckers which are over one inch long. The plants should be sprayed promptly (within one day after topping). Add 3 gallons of FST-7 to 10-20 gallons of water and with the mixer running add more water to bring the volume to a total of 50 gallons. Operate the sprayer at a speed of 2.5 to 3 miles per hour and apply 50 gallons of diluted emulsion per acre of tobacco. Use a coarse spray covering the top 1/3 to 1/2 of the plant and allow the liquid to run down the stalk to the bottom of each plant using only about 20 pounds of pressure. For the compressed air shoulder sprayer use 23 ounces of FST-7 per 3 gallons of water and mix well before using. Apply at a rate of 3 gallons of diluted emulsion per 667 plants agitating the solution from time to time during spraying.

### **Special Directions for Burley Tobacco:**

Alternatively, to reduce maleic hydrazide (MH) residues and enhance sucker control apply FST-7 as soon as 10 to 25% of the plants have open flowers or whenever the majority of plants have 20 to 25 harvestable leaves (greater than 8 inches long and about 5 inches wide). This will result in MH application 7 to 14 days earlier than the normal application at full to late flower.

10 of 11

## FLUE-CURED TOBACCO

Remove by hand all suckers which are over one inch long. Following an application of 2 gallons per acre of Fair 85 at the button stage and a second application of 2.5 gallons of FAIR 85 3 to 5 days later, apply 3 gallons of FST-7 plus 2 quarts of Prime+ in 46.5 gallons of water per acre about five to seven days after the second Fair 85 application. The plants should be sprayed promptly, no later than 24 hours of sucker removal. Add 3 gallons of FST-7 and 2 quarts of Prime+ to 10 -20 gallons of water with the mixer running and more water to bring the volume up to a total of 50 gallons. Operate the sprayer at a speed of 2.5 to 3 miles per hour and spray 50 gallons of . diluted emulsion per acre to tobacco. Use a coarse spray covering the top 1/3 to 1/2 of the plant and allow the liquid to run down the stalk to the bottom of each plant using only about 20 pounds of pressure.

**Application Sequence:**

Remove by hand any suckers that are over one inch long. Apply FST-7 mixed with Prime+ 5 to 7 days after application of 2 gallons of FAIR 85 in 50 gallons of water per acre at the early button stage. The plants should be sprayed promptly, no later than 24 hours of sucker removal. For powered spray equipment, add 3 gallons of FST-7 and 2 quarts of Prime+ to 10 - 20 gallons of water and with the mixer running add more water to bring the volume to a total of 50 gallons. Operate the sprayer at a speed of 2.5 to 3 miles per hour and apply 50 gallons of diluted emulsion per acre of tobacco. Use a course spray covering the top 1/3 to 1/2 of the plant and allow the liquid to run down the stalk to the bottom of each plant using only about 20 pounds of pressure. For the compressed air shoulder spray use 23 ounces of FST-7 and 3.75 ounces of Prime+ per 3 gallons of water and mix well before using. Apply at a rate of 3 gallons of diluted emulsion per 667 plants agitating the solution from time to time during spraying.

Follow precautions and label restrictions on the FST-7 label and the Prime+ label.

١  
 ٢  
 ٣  
 ٤  
 ٥  
 ٦  
 ٧  
 ٨  
 ٩  
 ١٠  
 ١١  
 ١٢  
 ١٣  
 ١٤  
 ١٥  
 ١٦  
 ١٧  
 ١٨  
 ١٩  
 ٢٠  
 ٢١  
 ٢٢  
 ٢٣  
 ٢٤  
 ٢٥  
 ٢٦  
 ٢٧  
 ٢٨  
 ٢٩  
 ٣٠  
 ٣١  
 ٣٢  
 ٣٣  
 ٣٤  
 ٣٥  
 ٣٦  
 ٣٧  
 ٣٨  
 ٣٩  
 ٤٠  
 ٤١  
 ٤٢  
 ٤٣  
 ٤٤  
 ٤٥  
 ٤٦  
 ٤٧  
 ٤٨  
 ٤٩  
 ٥٠  
 ٥١  
 ٥٢  
 ٥٣  
 ٥٤  
 ٥٥  
 ٥٦  
 ٥٧  
 ٥٨  
 ٥٩  
 ٦٠  
 ٦١  
 ٦٢  
 ٦٣  
 ٦٤  
 ٦٥  
 ٦٦  
 ٦٧  
 ٦٨  
 ٦٩  
 ٧٠  
 ٧١  
 ٧٢  
 ٧٣  
 ٧٤  
 ٧٥  
 ٧٦  
 ٧٧  
 ٧٨  
 ٧٩  
 ٨٠  
 ٨١  
 ٨٢  
 ٨٣  
 ٨٤  
 ٨٥  
 ٨٦  
 ٨٧  
 ٨٨  
 ٨٩  
 ٩٠  
 ٩١  
 ٩٢  
 ٩٣  
 ٩٤  
 ٩٥  
 ٩٦  
 ٩٧  
 ٩٨  
 ٩٩  
 ١٠٠

