

Updated 10-7-89 per reregistration phase 2 (inerts)

### **RESTRICTED USE PESTICIDE**

**Due to very high acute toxicity to  
Humans and Birds**

**For retail sale to and use only by certified applicator or persons under their direct supervision and only for those uses covered by the certified applicator's certification. Direct supervision for this product is defined as the certified applicator being physically present during application, mixing, loading, repair and cleaning of application equipment. Commercial certified applicators must also ensure that all persons involved in these activities are informed of the precautionary statements.**

### **METHYL PARATHION 6EC**

#### **ACTIVE INGREDIENT:**

**\*0,0-dimethyl 0-p-nitrophenyl phosphorothioate ..... 62.6%**

**INERT INGREDIENTS: ..... 37.4%**

**TOTAL ..... 100.0%**

**\*Equivalent to 6 lbs. of 100% methyl parathion per gallon**

**KEEP OUT OF REACH OF CHILDREN  
POISON**

**DANGER PELIGRO**

**PRECAUCION AL USUARIO: Si usted no lee ingles, no use este producto hasta que la etiqueta haya sido explicada ampliamente.**

#### **FIRST AID TREATMENT**

##### **STATEMENT OF PRACTICAL TREATMENT**

**Call a doctor (physician), clinic or hospital immediately. Explain that the victim has been exposed to methyl parathion and describe his condition. If doctor cannot come, take victim to clinic or hospital. Move victim immediately from the area where methyl parathion is present.**

**IF INHALED, remove victim to fresh air. If not breathing, immediately give artificial respiration, preferably mouth-to-mouth, and maintain until doctor sees victim. If breathing is difficult, give oxygen.**

**IF IN EYES OR ON SKIN, immediately flush with plenty of water for at least 15 minutes while removing contaminated personal**

clothing and shoes to avoid continued possible exposure to victim or persons in attendance.

IF SWALLOWED, induce vomiting immediately by giving two glasses of water and by touching back of throat with finger. DO NOT INDUCE VOMITING OR GIVE ANYTHING BY MOUTH TO AN UNCONSCIOUS PERSON. Have victim lie down and keep quiet.


See Elsewhere on Label For Additional Precautionary Statements

EPA Reg. No. 51036-88

EPA Est. No. 51036-GA-1

Manufactured By  
MICRO FLO COMPANY  
P.O. BOX 5948  
LAKELAND, FLORIDA 33807

NET CONTENTS: \_\_\_\_\_



**PRECAUTIONARY STATEMENTS**  
**Hazards To Humans And Domestic Animals**

**DANGER**

**POISONOUS IF SWALLOWED, INHALED OR ABSORBED THROUGH SKIN. RAPIDLY ABSORBED THROUGH SKIN. REPEATED EXPOSURE MAY, WITHOUT SYMPTOMS, BE INCREASINGLY HAZARDOUS.** Do not breathe vapors or dust. Do not get in eyes, on skin or on clothing. If symptoms or signs of poisoning include blurred vision, abdominal cramps and tightness in the chest, get medical attention immediately.

**POISON SIGNS (Symptoms)**

Methyl Parathion is a very dangerous poison. It rapidly enters the body on contact with all skin surfaces and eyes. Clothing wet with this material must be removed immediately. Exposed persons must receive prompt medical treatment or they may die. Some of the signs and symptoms of poisoning are: Headaches, nausea, vomiting, cramps, weakness, blurred vision, pin-point pupils, tightness in chest, labored breathing, nervousness, sweating, watering of eyes, drooling or frothing of mouth and nose, muscle spasms and coma.

**NOTE TO PHYSICIAN**

Antidote - administer atropine sulfate in large doses, TWO to FOUR mg. intravenously or intramuscularly as soon as cyanosis is overcome. Repeat at 5 to 10 minute intervals until signs of atropinization appear. 2-PAM chloride is a pharmacologic antidote and may be administered as an adjunct to, but not a substitute for, atropine which is a symptomatic and often life saving antidote. DO NOT GIVE MORPHINE OR TRANQUILIZERS BECAUSE THESE ANTIDOTES MAY PRODUCE ADVERSE EFFECT ACCENTUATING THE PHARMACOLOGIC EFFECT OF THIS PRODUCT. This product is a strong cholinesterase inhibitor affecting the central and peripheral nervous systems and producing cardiac and respiratory depression. At first sign of pulmonary edema, the patient should be given supplemental oxygen and treated symptomatically. Continued absorption of the poison may occur and fatal relapses have been reported after initial improvements. VERY CLOSE SUPERVISION OF THE PATIENT IS INDICATED FOR AT LEAST 48 HOURS.

**PHYSICAL OR CHEMICAL HAZARDS**

Flammable. Keep away from heat or open flame.

**ENVIRONMENTAL HAZARDS**

**TERRESTRIAL SITES**

This pesticide is highly toxic to aquatic invertebrates and wildlife. Birds in treated areas may be killed. Do not apply directly to water or wetlands (swamps, bogs, marshes and potholes). Runoff and drift from target areas may be hazardous to aquatic organisms in adjacent aquatic sites. Do not contaminate water by cleaning of equipment or disposal of wastes. Do not contaminate water when disposing of equipment washwaters.

#### **AQUATIC SITES (RICE)**

This pesticide is highly toxic to aquatic invertebrates and wildlife. Shrimp and other aquatic organisms may be killed at recommended application rates. Do not contaminate water by cleaning of equipment or disposal of wastes.

#### **BEE PRECAUTION**

This product is highly toxic to bees exposed to direct treatment or residues on blooming crops or weeds. Do not apply this product or allow it to drift to blooming crops or weeds if bees are visiting the treatment area.

#### **DIRECTIONS FOR USE**

It is a violation of Federal law to use this product in a manner inconsistent with its labeling.

#### **CHEMIGATION PROHIBITION**

Do not apply this product through any type of irrigation system.

#### **RE-ENTRY STATEMENT**

Do not apply this product in such a manner as to directly or through drift expose workers or other persons.

Reentry into treated fields is prohibited for 48 hours after application, unless all protective clothing and equipment required for early reentry as described elsewhere on the label are worn.

Because certain states may require more restrictive re-entry intervals for various crops treated with this product, consult your State Department of Agriculture for further information. Written or oral warnings must be given to workers who are expected to be in a treated area or in an area about to be treated with this product.

ORAL WARNINGS shall inform workers of areas or fields that may not be entered, without protective equipment and clothing specified on this label, during treatment or for 48 hours following treatment. Follow First Aid Treatment instructions shown on this label in case of accidental exposure.

When oral warnings are given, warnings shall be given in a language customarily understood by workers. Oral warnings must be given if there is reason to believe that written warnings cannot be understood by workers.

**WRITTEN WARNINGS** must include the following information. **DANGER!** Area treated with methyl parathion on (date of application). Do not enter without appropriate protective clothing for 48 hours. Follow First Aid Treatment instructions shown on this product label in case of accidental exposure.

**ATTENTION**

To avoid excessive residues of methyl parathion on food or forage crops always observe the statements found under "Directions for Use", limiting the time before harvest when methyl parathion may be applied.

Because this material is poisonous by skin contact, inhalation or swallowing it should not be used in such a manner or under weather conditions as will permit drift of the spray onto areas not intended to be treated. Do not apply or allow drift to areas occupied by unprotected humans or beneficial animals.

**PROTECTIVE CLOTHING**

**THIS PRODUCT MAY BE FATAL IF SWALLOWED, INHALED, OR IF ALLOWED TO CONTACT SKIN. FAILURE TO PROPERLY FOLLOW ALL INSTRUCTIONS FOR PROTECTIVE CLOTHING AND EQUIPMENT WILL INCREASE YOUR RISK.**

**USE ONLY WHEN WEARING THE FOLLOWING PROTECTIVE CLOTHING AND EQUIPMENT DURING MIXING/LOADING, APPLICATION, REPAIR AND CLEANING OF APPLICATION EQUIPMENT, DISPOSAL OF PESTICIDE, AND EARLY REENTRY INTO TREATED FIELDS: Waterproof pants and coat; heavy-duty chemical resistant gloves; rubber boots or rubber overshoes; hood or wide-brimmed hat; safety goggles or face shield; NIOSH approved respirator.**

**In addition, mixer/loaders must wear a chemical resistant apron when using the concentrated product. During aerial application in nonenclosed cockpits, a helmet with a visor may be substituted for the hood or wide-brimmed hat and safety goggles or face shield requirements.**

**IF MIXING/LOADING IS PERFORMED USING A CLOSED SYSTEM, THE FOLLOWING PROTECTIVE CLOTHING AND EQUIPMENT MAY BE WORN AS AN ALTERNATIVE: Heavy-duty chemical resistant gloves; chemical resistant apron, long-sleeved shirt (or gauntlets and short sleeve shirt) and long-legged pants; shoes and socks.**

**Safety goggles or a faceshield must be worn when the system is under pressure. All other protective clothing and equipment required for use with open systems must be available nearby.**

**IF APPLICATION IS PERFORMED USING AN ENCLOSED CAB OR COCKPIT, THE FOLLOWING PROTECTIVE CLOTHING AND EQUIPMENT MAY BE WORN AS AN ALTERNATIVE: Clean long-sleeved shirt and**

long-legged pants. All other protective clothing and equipment required for use during application must be available in the cab and must be worn when exiting the cab into treated areas. If used for this purpose, contaminated clothing may not be brought back into the cab unless in an enclosure such as a plastic bag.

**REMEMBER - THIS CLOTHING IS NOT INTENDED TO PROTECT YOU DURING REPAIR AND CLEANING OF APPLICATION EQUIPMENT OR DURING EARLY REENTRY. REFER TO THE INSTRUCTIONS ABOVE.**

**HUMAN FLAGGERS ARE STRICTLY PROHIBITED DURING AERIAL APPLICATION.**

**IMPORTANT!** If pesticide comes in contact with skin, wash off with soap and water, and contact a physician immediately. Always wash hands, face, and arms with soap and water before smoking, eating, drinking, or toileting.

**AFTER WORK:** Wash gloves with soap and water before removing. Take off all work clothes and shoes. Store protective clothing separately from personal clothing. Launder protective clothing after each use. Shower using soap and water. Wear only clean clothes when leaving job. Do not wear contaminated clothing. Personal clothing worn during mixing/loading, application, repair and cleaning of application equipment, disposal of pesticide, and early reentry into treated fields must be stored and laundered separately from household articles. Clothing and equipment heavily contaminated or drenched with methyl parathion must be destroyed according to State and local regulations.

**HEAVILY CONTAMINATED OR DRENCHED CLOTHING CANNOT BE ADEQUATELY DECONTAMINATED.**

Respirators should be cleaned and cartridges replaced according to instructions included with respirators. Replace gloves frequently.

---

#### **STORAGE AND DISPOSAL**

Do not contaminate water, food, or feed by storage or disposal.

##### **STORAGE AND HANDLING:**

1. Handle container carefully so as to avoid damage and prevent spills.
2. Do not use or store in or around the home.
3. Store container in a well ventilated place.
4. Empty container retains vapor and product residue. Observe all labeled safeguards until container is cleaned, reconditioned or destroyed.
5. Keep out of reach of children and domestic animals.

##### **PESTICIDE DISPOSAL**

Wastes of this pesticide are acutely hazardous. Improper disposal of excess pesticide, spray mixtures, or rinsate is a violation of Federal law. If these wastes cannot be disposed of according to label use instructions, contact your state pesticide or Environmental Control Agency, or the Hazardous Waste Representative at the nearest EPA Regional Office for guidance.

#### CONTAINER DISPOSAL

Triple rinse (or equivalent). Then offer for recycling or reconditioning or puncture and dispose of in a sanitary landfill, or incineration, or, if allowed by state and local authorities, by burning. If burned, stay out of smoke.

---

#### RECOMMENDED USES

This product is designed for application after dilution with water and for use by trained operators using airplane or power ground equipment. The hazards and precautions for handling the product in this container are equally applicable to it after dilution with water for spray application. Add the concentrate to the spray tank while filling with water, and mix thoroughly either by means of a tank agitator or pump by-pass. For best results, thoroughly cover all surfaces to be treated with spray. Rates of application given below should not be exceeded. Never apply later than indicated to assure residue levels at harvest are below tolerances established by the Food and Drug Administration.

Consult the State Agricultural Extension Service or Experiment Station for specific recommendations regarding application, dosage and timing of sprays. For application by ground equipment, add the desired amount of concentrate to sufficient water to apply at least 3 gallons of water per acre. For application by aircraft, add the amount of concentrate desired per acre to 1/2 to 3 gallons of water consistent with crop growth and good coverage. Greater quantities of water may be required to give sufficient coverage of orchard trees.

#### CEREAL

**BARLEY, OATS, RYE AND WHEAT** - For barley thrips, use 1/3 to 1/2 pint per acre. For aphids, armyworms up to third instar, leafhoppers and winter grain mites, use 1/3 to 1 pint per acre. For climbing cutworms use 1/2 to 2/3 pint per acre. For chinch bugs, false chinch bugs and Say's plant bugs, use 1 pint per acre. For western or brown wheat mites, use 2/3 pint per acre. Do not use more than 1/3 pint per acre within 15 days of harvest.

**CORN** - For control of armyworms up to third instar, climbing cutworms, corn leaf aphids, corn rootworm adults, fall armyworms

and stink bugs, use 1/3 pint per acre. Do not apply within 12 days of harvest. Do not apply to corn during the pollen shed period.

**RICE** - For rice stink bugs, use 1/3 to 2/3 pint per acre. Do not apply within 15 days of harvest. Shrimp, crabs and crayfish may be killed. Do not apply where these are important resources.

**SORGHUM** - For corn leaf aphids and mites, use 2/3 pint per acre. For sorghum midges, use 2/3 pint to 2/3 quart per acre, 2 applications, 3 to 5 days apart when approximately 90% of the heads have completely emerged from the boot or not later than start of blooming. Do not apply closer than 21 days before harvest. Leaf injury may occur on some hybrid varieties of sorghum. Spray a few rows a week or so before booting to test effects upon plants.

#### **FIELD AND FORAGE CROPS**

**ALFALFA AND CLOVER** - For control of alfalfa weevil larvae, aphids (including spotted alfalfa aphids) and climbing cutworms, use 1/3 to 2/3 pint per acre. For alfalfa caterpillars, adult alfalfa weevils, armyworms, up to third instar, clover leaf weevils and webworms, use 2/3 pint per acre. For Egyptian alfalfa weevils, leafhoppers, Lygus bugs and spider mites, use 2/3 to 1 1/2 pints per acre. Do not treat closer than 15 days before harvest, cutting, or grazing. In California and Nevada do not use more than 1/2 pint per acre. Do not apply if the crop or weeds in the treatment area are in bloom.

**COTTON** - For control of thrips, use 1/4 to 1/3 pint per acre. For cotton leaf-worms, use 1/4 to 1/2 pint per acre. For grasshoppers and fall armyworms up to third instar, use 1/3 pint per acre. For spider mites (does not control all species), use 1/3 to 1/2 pint per acre. For control of fleahoppers, Lygus and other mirids, use 1/4 to 2/3 quart per acre. For boll weevils, aphids and garden webworms, use 1/3 to 2/3 pint per acre. For false chinch bugs, use 2/3 pint per acre. For cabbage loopers and cutworms, use 2/3 to 1 1/3 pints per acre. For bollworms, salt-marsh caterpillars, armyworms up to third instar, cotton leaf perforators and stink bugs, use 2/3 quart per acre. Applications should be made at 4 to 5 day intervals until control is obtained. At above dosages, application may be made up to the day before harvest, if harvest will be with mechanical pickers.

**CAUTION:** When necessary to enter treated cotton fields within 48 hours after application, protective clothing should be worn. Do not apply within 5 days of handpicking cotton.



**GRASS (Forage)** - For control of armyworms up to third instar, crested wheat bugs, false chinch bugs, grasshoppers and leafhoppers, use 1 pint per acre. Do not apply within 15 days of harvest or grazing.

**HOPS** - For control of aphids and spider mites, use 2/3 quart per acre. Do not treat closer than 15 days before harvest.

**SOYBEANS** - For control of climbing cutworms and three-cornered alfalfa hoppers, use 1/3 pint per acre. For control of garden webworms, use 1/3 to 2/3 pint per acre. For control of aphids, blister beetles, Mexican bean beetles, stink bugs, two-spotted mites and velvet bean caterpillars, use 2/3 pint per acre. For bollworms, cabbage loopers, fall armyworms up to third instar, and green cloverworms, use 2/3 quart per acre. Do not apply closer than 20 days before harvest or grazing.

**SUGAR BEETS** - For aphids, armyworms up to third instar, flea beetles, leaf-hoppers, Lygus bugs, stink bugs and webworms, use 1/3 pint per acre. Do not treat closer than 20 days before harvest, 60 days if tops are to be fed to livestock.

**TOBACCO** - For control of green peach aphids, use 1/3 pint per acre. For control of surface feeding or climbing cutworms, use 1/3 to 2/3 pint per acre.

**CAUTION** - when necessary to enter treated tobacco fields within 48 hours after application, protective clothing should be worn. Do not apply within 5 days of priming tobacco or within 15 days of cutting tobacco. Avoid contact with plant juices when priming or cutting tobacco.

**VETCH** - For control of aphids, armyworms up to third instar, climbing cutworms, leafhoppers, Lygus bugs, spider mites and vetch brachids, use 2/3 to 1 1/3 pints per acre. Do not treat closer than 15 days before harvest or grazing.

#### **FRUIT**

**APPLY AT THE RATES INDICATED FOR THE FOLLOWING CROPS. MAKE NO APPLICATION CLOSER THAN 14 DAYS BEFORE HARVEST. APPLY AS FRE-QUENTLY AS NEEDED TO CONTROL INSECTS.**

**APPLES** - For control of aphids, codling moths, plum curculio, scales and red-banded leaf rollers, use 1/3 pint to 2/3 quart per 100 gallons of water. For codling moths, plum curculio and red-banded leaf rollers, apply at petal fall and 3 to 4 applications, 8 to 14 days thereafter, to maintain control. Do not use more than 4 quarts of this product per acre. Methyl parathion may injure the fruit and foliage of Golden Delicious, Jonathan, and McIntosh apples as well as related varieties such as Cortland, Kendall,

.....  
.....  
.....  
.....  
.....  
.....  
.....  
.....  
.....

Macoun, and Melba. Do not apply when trees or substantial numbers of weeds in the orchard (grove) are in bloom.

GRAPES - For control of aphids, grape leaf folders and grape leafhoppers, use 1/3 pint to 2/3 quart per 100 gallons of water. Do not use more than 1 pint of this product per acre.

PEACHES, PLUMS AND PRUNES - For control of aphids, peach tree borers, plum curculio and Oriental fruit moths, use 1/3 pint to 2/3 quart per 100 gallons of water. Spray tree trunks at time of moth flight to control peach tree borers. For plum curculio and Oriental fruit moths, apply at petal fall or shuck split and 3 to 4 applications, 8 to 14 days thereafter, to maintain control. Do not use more than 2/3 gallon of this product per acre. Do not apply when trees or substantial numbers of weeds in the orchard (grove) are in bloom.

STRAWBERRIES - For control of aphids, use 2/3 to 1 pint per acre.

#### OIL SEED CROPS

SAFFLOWER - For aphids, and Lygus bugs, use 2/3 pint per acre before flowering. Do not apply after flowering.

SUNFLOWER - For control of sunflower moth, use 1 1/4 pints per acre. Make no more than 3 applications at 5 day intervals. Do not apply within 30 days of harvest.

#### VEGETABLES

APPLY AT THE RATES INDICATED FOR THE FOLLOWING CROPS. MAKE NO APPLICATIONS CLOSER THAN 5 DAYS BEFORE HARVEST.

POTATOES - For control of aphids, armyworms up to third instar, cabbage loopers, false chinch bugs, flea beetles, leafhoppers, mites and shield bugs, use 1 quart per acre.


SWEET POTATOES - For control of aphids, armyworms up to third instar, surface feeding and climbing cutworms, flea beetles, leafhoppers and mites, use 1/2 quart per acre.

APPLY AT THE RATES INDICATED FOR THE FOLLOWING CROPS. MAKE NO APPLICATIONS CLOSER THAN 7 DAYS BEFORE HARVEST.

ARTICHOKE - For control of aphids, armyworms up to third instar, surface feeding and climbing cutworms, flea beetles, leafhoppers, mites and artichoke plume moths, use 2/3 quart per acre.

BROCCOLI - For control of aphids, armyworms up to third instar, flea beetles, leafhoppers and mites, use 2/3 to 2 pints per acre. For cabbage loopers and stink bugs, use 1 1/3 to 2 pints per acre. Rates above 2/3 pint should not be applied closer than 21 days before harvest.

BRUSSELS SPROUTS - For control of aphids, armyworms up to third instar, flea beetles, leafhoppers and mites, use 2/3 to 2 pints per acre. For cabbage loopers and stink bugs, use 1 1/3 to 2 pints per



acre. Rates above 2/3 pint should not be applied closer than 21 days before harvest.

**CAULIFLOWER** - For control of aphids, armyworms up to third instar, flea beetles, leafhoppers and mites, use 2/3 to 2 pints per acre. For cabbage loopers and stink bugs, use 1 1/3 to 2 pints per acre. Rates above 2/3 pint should not be applied closer than 21 days before harvest.

**KOHLRABI** - For control of aphids, armyworms up to third instar, flea beetles, leafhoppers and mites, use 2/3 to 2 pints per acre. For cabbage loopers and stink bugs, use 1 1/3 to 2 pints per acre. Rates above 2/3 pint should not be applied closer than 21 days before harvest.

**RUTABAGAS** - For control of aphids, armyworms up to third instar, flea beetles, leafhoppers and mites, use 2/3 to 2 pints per acre. For cabbage loopers, use 1 1/3 to 2 pints per acre. Rates above 2/3 pint should not be applied closer than 21 days before harvest.

**APPLY AT THE RATES INDICATED FOR THE FOLLOWING CROPS. MAKE NO APPLICATIONS CLOSER THAN 10 DAYS BEFORE HARVEST.**


**CABBAGE** - For control of aphids, armyworms up to third instar, flea beetles, leafhoppers and mites, use 2/3 to 2 pints per acre. For cabbage loopers and stink bugs, use 1/3 to 2 pints per acre. Rates above 2/3 pint should not be applied closer than 21 days before harvest.

**COLLARDS, KALE AND MUSTARD** - For control of aphids, armyworms up to third instar, flea beetles, leafhoppers, and mites, use 2/3 to 2 pints per acre. For cabbage loopers and stink bugs, use 1 1/3 to 2 pints per acre. Rates above 2/3 pint should not be applied closer than 21 days before harvest.

**PEAS** - For control of aphids, armyworms up to third instar, flea beetles, leafhoppers, Lygus bugs and mites, use 2/3 to 1 1/3 pints per acre. For cabbage loopers, cowpea curculio, surface feeding and climbing cutworms and stink bugs, use 1 1/3 pints per acre. Rates above 2/3 pint should not be applied closer than 15 days before harvest. Do not apply if the crop or weeds in the treatment area are in bloom.

**TOMATOES** - For control of aphids, armyworms up to third instar, flea beetles, leafhoppers mites and psyllids, use 2/3 to 2 pints per acre. For cabbage loopers, use 1 1/3 to 2 pints per acre. Rates above 2/3 pint should not be applied closer than 15 days before harvest.

**APPLY AT THE RATES INDICATED FOR THE FOLLOWING CROPS. MAKE NO APPLICATIONS CLOSER THAN 15 DAYS BEFORE HARVEST.**



**BEANS (Dry and Green)** - For control of aphids, armyworms up to third instar, flea beetles, leafhoppers, Lygus bugs and mites, use 2/3 to 2 pints per acre. For cowpea curculio, surface feeding and climbing cutworms and stink bugs, use 1 1/3 to 2 pints per acre. Rates above 2/3 pint should not be applied closer than 21 days before harvest. Do not apply if the crop or weeds in the treatment area are in bloom.

**BEETS (Red)** - For control of aphids, armyworms up to third instar, cabbage loopers, flea beetles, leafhoppers, Lygus bugs, mites and stink bugs, use 2/3 quart per acre. If tops are to be used for food or feed do not apply closer than 21 days before harvest.

**CARROTS** - For control of aphids, armyworms up to third instar, surface feeding and climbing cutworms, flea beetles, leafhoppers and mites, use 2/3 quart per acre. Do not feed tops.

**CELERY** - For control of aphids, armyworms up to third instar, cabbage loopers, flea beetles, leafhoppers, Lygus bugs, mites and stink bugs, use 2/3 quart per acre.

**CUCUMBERS** - For control of aphids and two-spotted mites, use 1/3 pint per acre. Do not apply before vining.

**ONIONS** - For control of thrips, use 1/3 pint per acre.

**PEPPERS** - For control of aphids, armyworms up to third instar, surface feeding and climbing cutworms, flea beetles, leafhoppers and mites, use 2/3 quart per acre.

**SPINACH** - For control of aphids, armyworms up to third instar, flea beetles, leafhoppers, mites, seed corn maggots in crown and crown mites, use 2/3 to 1 1/3 pints per acre. For cabbage loopers, use 1 1/3 pints per acre. Rates above 2/3 pint should not be applied closer than 21 days before harvest.

**TURNIPS** - For control of aphids, armyworms up to third instar, flea beetles, leafhoppers, leaf miners and mites, use 2/3 to 1 pint per acre. For cabbage loopers, use 1 pint per acre. If tops are to be used for food or feed do not apply closer than 21 days before harvest.

**APPLY AT THE RATES INDICATED FOR THE FOLLOWING CROPS. MAKE NO APPLICATIONS CLOSER THAN 21 DAYS BEFORE HARVEST.**

**LETTUCE** - For control of aphids, armyworms up to third instar, cabbage loopers, flea beetles, leafhoppers, and mites, use 1/4 quart per acre.

#### **CONDITIONS OF SALE**

All statements concerning the use of this product apply only when used as directed. THE MANUFACTURER MAKES NO WARRANTIES, EXPRESSED OR IMPLIED, CONCERNING THIS PRODUCT OR ITS USE.



15-5-13

**WHICH EXTEND BEYOND THE DESCRIPTION ON THE LABEL. Read all directions carefully.**

5-5-13