



UNITED STATES ENVIRONMENTAL PROTECTION AGENCY
WASHINGTON, D.C. 20460

February 2, 1998

OFFICE OF
PREVENTION, PESTICIDES AND
TOXIC SUBSTANCES

Mr. Morris Gaskins
Manager of Registrations
Micro Flo Company
P.O. Box 5948
Lakeland, FL 33807

Subject: Dicofol 4E (EPA Reg. No. 51036-75)
Label amendments

Dear Mr. Gaskins:

The revised labeling referred to above, submitted in connection with registration under the Federal Insecticide, Fungicide, and Rodenticide Act (FIFRA), as amended, is acceptable, provided you incorporate the Agency's conditions as enumerated in this letter and submit one copy of your final, printed labeling prior to releasing the product for shipment. A stamped copy of the label is enclosed for your files.

1) On page 1 of your label revise the noted parts of the Statement of Practical Treatment to the following:

IF SWALLOWED: Drink 1 or 2 glasses of water and induce vomiting by touching back of throat with finger; or, call a physician and have the stomach emptied immediately. Do not induce vomiting or give anything by mouth to an unconscious person.

NOTE TO PHYSICIAN: Because this product contains a chlorinated hydrocarbon insecticide, vomiting or careful gastric lavage is recommended. Epinephrin or other adrenergic amines can cause myocardial irritability.

IF ON SKIN: Wash with soap and water. If irritation persists, contact a physician.

IF IN EYES: Flush eyes with plenty of water. If irritation persists, contact a physician.

2) On page 4 of your label in the STORAGE AND DISPOSAL section you must include the following paragraph: "STEPS TO BE TAKEN IN CASE MATERIAL IS RELEASED OR SPILLED: Eliminate ignition sources. Ventilate area. Avoid breathing vapors. Wear

2 9 10


2

respirator suitable for vapor concentration encountered (MSHA/NIOSH approved or equivalent.) Dike the spill with inert material and transfer the liquid or solid diking materials to separate containers. REFER TO PRECAUTIONARY STATEMENTS."

- 3) In the "GENERAL USE INFORMATION" Section of your label on page 5. Amend the sentence stating "For further details see specific recommendations..." to "For further details see specific requirements..."
- 4) On page 5 of your label include the following text to the "RESTRICTIONS" table for "COTTON": "Do not feed cotton stalks or trash to meat or dairy animals."

If you have any questions regarding this letter, please contact me on (703) 308-6742.

Sincerely yours,



Lawrence Fried
Chemical Manager
Insecticide-Rodenticide Branch
Registration Division (7505C)

Enclosure

3 7 10

**MICRO FLO
DICOFOL 4 EC**

Emulsifiable Agricultural Miticide

ACTIVE INGREDIENT*

1,1-Bis (chlorophenyl) -2,2,2-trichloroethanol	42.0%
INERT INGREDIENTS	58.0%
TOTAL	100.0%

*Equivalent to 4 pounds of Active Ingredient per gallon

KEEP OUT OF REACH OF CHILDREN

WARNING AVISO

Si Usted no entiende la etiqueta, busque a alguien para que se la explique a Usted en detalle. (If you do not understand this label, find someone to explain it to you in detail.)

STATEMENT OF PRACTICAL TREATMENT

IF SWALLOWED: Do not induce vomiting because of aspiration hazard. Call a physician or Poison Control Center.

IF ON SKIN: Wash with soap and water.

IF IN EYES: Flush eyes with plenty of water.

IF INHALED: Remove victim to fresh air. Apply artificial respiration if indicated, preferably mouth to mouth. Get medical attention.

See elsewhere on label for additional precautionary statements

EPA Reg. No. 51036-75

EPA Est. No. 51036-GA-1


Manufactured By:
MICRO FLO COMPANY
P.O. BOX 5948
LAKELAND, FLORIDA 33807

**ACCEPTED
with COMMENTS
In EPA Letter Dated**

February 2/1998

Under the Federal Insecticide,
Fungicide, and Rodenticide Act
as amended, for the pesticide
registered under EPA Reg. No.

51036-75



PRECAUTIONARY STATEMENTS
Hazards To Humans And Domestic Animals

WARNING

Fatal if swallowed. Do not breathe spray mist. Avoid contact with eyes, skin and clothing. Skin contact with this pesticide may be hazardous.


PERSONAL PROTECTIVE EQUIPMENT

Some materials that are chemical-resistant to this product are listed below. If you want more options, follow the instructions for category E on an EPA chemical resistance category selection chart.

Applicators and other handlers must wear:

1. ~~Long-sleeved shirt and long pants~~
Coveralls over long-sleeved shirt and pants.
2. Chemical-resistant gloves, such as barrier laminate or nitrile rubber or neoprene rubber or viton
3. ~~Shoes plus socks~~
Chemical resistant footwear plus socks.
4. Chemical resistant headgear for overhead exposure.
5. Chemical-resistant apron when cleaning equipment, mixing or loading.
6. For exposure in enclosed areas, use a respirator with either an organic vapor removing cartridge with a prefilter approved for pesticides (MSHA/NIOSH approval number prefix TC-23C), or a canister approved for pesticides (MSHA/NIOSH approval number prefix TC-14G). For exposure outdoors, use a dust/mist filtering respirator (MSHA/NIOSH approval number prefix TC-21C)

(Discard clothing and other absorbent materials that have been drenched or heavily contaminated with this product's concentrate. Do not reuse them. Follow manufacturer's instructions for cleaning and maintaining PPE. If no such instructions for washables, use detergent and hot water. Keep and wash PPE separately from other laundry.



ENGINEERING CONTROL SYSTEMS

Applicators MUST be in enclosed cabs or cockpits. When handlers use closed systems, enclosed cabs, or aircraft in a manner that meets the requirements listed in the Worker Protection Standard (WPS) for agricultural pesticides [40 CFR 170.240 (d)(4-6)], the handler PPE requirements may be reduced or modified as specified in the WPS.

Human flaggers MUST be in enclosed cabs. The closed system or enclosed cabs must be used in a manner that meets the requirements listed in the Worker Protection Standard (WPS) for agricultural pesticides [40 CFR 170.240 (d)(4-6)]. The handler PPE requirements may be reduced or modified as specified in the WPS.

USER SAFETY RECOMMENDATIONS

Users should:

1. Wash hands before eating, drinking, chewing gum, using tobacco or using the toilet
2. Remove clothing immediately if pesticide gets inside. Then wash thoroughly and put on clean clothing
3. Remove PPE immediately after handling this product. Wash the outside of gloves before removing. As soon as possible, wash thoroughly and change into clean clothing

ENVIRONMENTAL HAZARDS

This product is toxic to fish. Do not apply directly to water, to areas where surface water is present or to intertidal areas below the mean high water mark. Do not contaminate water by cleaning of equipment or disposal of equipment washwaters.

PHYSICAL OR CHEMICAL HAZARDS

Do not use, pour, spill or store near heat or open flame. Use of this material other than in accordance with directions on this label may produce plant injury, excessive residues, or other undesirable results.

DIRECTIONS FOR USE

It is a violation of Federal Law to use this product in a manner inconsistent with its labeling.

Do not apply this product in a way that will contact workers or other persons, either directly or through drift. Only protected handlers may be in the area during application. For any requirements specific to your State or Tribe, consult the agency responsible for pesticide regulation.

AGRICULTURAL USE REQUIREMENTS

Use this product only in accordance with its labeling and with the Worker Protection Standard, 40 CFR part 170. This standard contains requirements for the protection of agricultural workers on farms, forests, nurseries, and greenhouses, and handlers of agricultural pesticides. It contains requirements for training, decontamination, notification, and emergency assistance. It also contains specific instructions and exceptions pertaining to the statements on this label about personal protective equipment and restricted-entry intervals. The requirements in this box only apply to uses of this product that are covered by the Worker Protection Standard.

Do not enter or allow worker entry into treated areas during the restricted-entry interval (REI) of 12 hours.

PPE required for early entry to treated areas that is permitted under the Worker Protection Standard and that involves contact with anything that has been treated such as plants, soil, or water, is:

1. Coveralls
2. Chemical-resistant gloves, such as barrier laminate or nitrile rubber or neoprene rubber or viton
3. Shoes plus socks

CHEMIGATION PROHIBITION

Do not apply this product through any type of irrigation system.


STORAGE AND DISPOSAL

Do not contaminate water, food or feed by storage or disposal.

STORAGE: Keep this material out of the reach of children. Containers must be stored in cool, dry, well ventilated area. Store in original containers only. Store away from foodstuffs and feed.

PESTICIDE DISPOSAL: Pesticide wastes are toxic. Improper disposal of excess pesticide, spray mixture, or rinsate is a violation of Federal law. If these wastes cannot be disposed of by use according to label instructions, contact your State Pesticide or Environmental Control Agency, or the Hazardous Waste representative at the nearest EPA Regional Office for guidance.

CONTAINER DISPOSAL: Triple rinse (or equivalent). Then offer for recycling or reconditioning, or puncture and dispose of in a sanitary landfill, or incineration, or, if allowed by state and local authorities, by burning. If burned, stay out of smoke.



GENERAL USE INFORMATION

DICOFOL 4EC is an emulsifiable formulation that gives high initial kill against most species of agricultural mites. DICOFOL 4EC is a specific miticide and will not kill bees and beneficial insect predators, when used as recommended. DICOFOL 4EC is compatible with most other commonly used insecticides and fungicides. It should not be combined with lime. DICOFOL 4EC may be applied in dilute or in concentrate ground sprays. For aerial sprays use 3 to 10 gallons of water per acre to provide thorough coverage of all plant parts. Coverage on the underside of leaves is especially important. For further details see specific recommendations on this label, then consult current State Agricultural Experiment Station spray schedules or State Extension Service Specialists for additional details on compatibility, dosage, timing and uses.

MITES CONTROLLED

Atlantic spider mite	Conifer spider mite	Six-spotted mite
Banks grass mite	Cyclamen mite	Spruce spider mite
Bermudagrass mite	Desert spider mite	Strawberry spider mite
Broad mite	European red mite	Texas citrus mite
Brown mite	False spider mite	Tomato russet mite
Citrus bud mite	McDaniel spider mite	Tropical mite
Citrus flat mite	Pacific spider mite	Two-spotted spider mite
Citrus red mite	Pecan leaf scorch mite	Williamette mite
Citrus rust mite	Privet mite	Yellow spider mite
Clover mite	Purple mite	Yuma spider mite

VEGETABLES AND FIELD CROPS

CROP	APPLICATION RATE (PER ACRE)	COMMENTS	RESTRICTIONS	DAYS PRE HARVEST INTERVAL
BEANS (dry, green, lima)	1 - 3 pints	Apply at first signs of mite buildup and repeat as necessary	Do not make more than 2 applications per season	21
COTTON	1/2 - 3 pints	Use 1 to 1/2 quarts DICOFOL 4EC per acre, depending on size of plant and density of foliage. Apply in sufficient water to provide thorough coverage and use a suitable spreader sticker. Begin application when mites are first noticed	Do not make more than 2 applications per season	30
HOPS	2 - 2 1/2 pints	Apply at first sign of mite infestation	Do not make more than 2 applications per season	7

CROP	APPLICATION RATE (PER ACRE)	COMMENTS	RESTRICTIONS	DAYS PRE HARVEST INTERVAL
MINT	1 3/4 - 2 1/2 pints	Make application when mites become active. Use sufficient water to provide thorough coverage.	Do not make more than 1 application per season	30
PEPPERS TOMATOES	3/4 - 1/2 pints	Apply at first signs of mite buildup.	Do not make more than 2 applications per year Do not exceed 1.6 pints per year	2

~~BEANS (dry, green, lima) (7)~~

~~Pacific, tropical and two spotted mites Use 3/4 to 1 pint DICOFOL 4EC per acre. Apply at first signs of mite buildup and repeat as necessary. Do not feed treated vines (or crop residues) to meat or dairy animals.~~

~~BEANS (dry, green, lima) (California only) (21)~~

~~Pacific, tomato russet, tropical and two spotted mites Use 3 pints DICOFOL 4EC per acre. Apply at first signs of mite buildup and repeat as necessary. Do not feed treated vines (or crop residues) to meat or dairy animals.~~

~~COTTON (14)~~

~~Desert, Pacific and two spotted mites Use 1 to 1/2 quarts DICOFOL 4EC per acre, depending on size of plant and density of foliage. Apply in sufficient water to provide thorough coverage. Begin application when mites are first noticed and repeat if necessary. Do not feed cotton stalks or trash to meat or dairy animals.~~

~~HOPS (7)~~


~~Pacific, tropical and two spotted mites Use 2 to 2 1/3 pints DICOFOL 4EC per acre. Apply at first signs of mite buildup and repeat as necessary. Do not feed treated vines (or crop residues) to meat or dairy animals.~~

~~MINT (30)~~

~~Peppermint and spearmint for commercial oil production For control of two spotted mites use DICOFOL 4EC at 1 3/4 to 2 1/2 pints per acre in sufficient water for thorough coverage. Make application when mites become active. Do not make more than one application per crop per season. Do not feed treated fresh or spent hay to livestock.~~

~~PEPPERS, TOMATOES (Except California) (2)~~

~~Pacific, Tropical, Two spotted and tomato russet mites Use 3/4 to 1/2 pints DICOFOL 4E per acre. Apply at first signs of mite buildup. Do not apply more than two applications or exceed 1.6 pints per year. Do not feed treated plants, forage, or crop residues to meat or dairy animals.~~



FRUIT AND NUTS

CROP	APPLICATION RATE (PER ACRE)	COMMENTS	RESTRICTIONS	DAYS PRE-HARVEST INTERVAL
CITRUS (Grape fruit, Kumquats, Lemons, Limes, Oranges, Tangelos, Tangerines)	Trees less than 10 ft tall: 4 - 6 pints (FL, TX) 6 - 8 pints (CA, AZ) Trees greater than 10 ft tall: 6 - 8 pints (FL, TX) 8 pints (CA, AZ)	Make applications at low mite infestations before populations begin to increase rapidly. Apply in water volumes sufficient to assure uniform and complete coverage.	Do not make more than 2 applications per year.	7
PECANS WALNUTS	4 pints	Apply in water volumes sufficient to assure uniform and thorough coverage of all foliage and fruit surfaces. Apply just after bloom or whenever mites appear and repeat if necessary.	Do not make more than 2 applications per year. Do not apply more than 8 pints per acre per year.	7

NOTE: Pre Harvest Interval days noted in () after each use.

CITRUS (Grapefruit, Kumquats, Lemons, Limes, Oranges, Tangelos, Tangerines) (7)
Citrus flat, citrus red (purple), citrus rust, six spotted, Texas citrus and Yuma mites. Apply DICOVOL 4EC in full coverage sprays using 1 pint per 100 gallons of dilute spray (2 gallons Dicofol 4E maximum/acre). If concentrate sprays are used adjust dosage accordingly. Apply when mites appear in threatening numbers and repeat as required for satisfactory control.

GRAPES (7)
For clover (brown almond), European red, McDaniel, Pacific, two spotted, Willamette and yellow mites. Use 1/3 to 2 1/3 pints DICOVOL 4EC per acre. Apply just after bloom or whenever mites appear and repeat if necessary.

PECANS (Except California) (14)
For Pecan leaf scorch mite. Use 1/2 to 2 quarts of Dicofol 4EC per acre. Use the higher rate for larger, densely foliated trees or high mite counts. May be applied in dilute or concentrate ground sprays. Use sufficient water to provide thorough coverage of all foliage to the point of runoff.
Do not apply more than 2 applications per crop cycle.

STRAWBERRIES (2)
Six spotted, strawberry (Atlantic) and two spotted mites. Use 1 quart DICOVOL 4EC per acre. Apply when mites appear and repeat as necessary but do not apply if temperature exceeds 90 degrees F.

WALNUTS (14)
For clover (brown almond), European red, McDaniel, Pacific, two spotted, Willamette and yellow mites. Use a full coverage spray of 3/4 to 1 pint DICOVOL 4EC per 100

.....
.....
.....
.....
.....

.....
.....
.....
.....
.....

10 7 10

~~gallons dilute spray (1 gallon maximum/acre). Apply just after bloom or whenever mites appear and repeat if necessary.~~

~~NOTE: DICOFOFOL 4EC may be used without any spreader sticker. When necessary to improve the spray coverage on foliage difficult to wet and to smooth out spray deposits on maturing fruit a suitable spreader sticker may be used.~~

CONDITIONS OF SALE

All statements concerning the use of this product apply only when used as directed.

THE MANUFACTURER MAKES NO WARRANTIES EXPRESSED OR IMPLIED, CONCERNING THIS PRODUCT OR ITS USE, WHICH EXTEND BEYOND THE DESCRIPTION ON THE LABEL.

Read all directions carefully.

