

10F7
PM 15
51036-71

(Center Panel)

DIAZINON* AG-500

ACTIVE INGREDIENTS:	BY WEIGHT
O.o-diethyl O-(2-isopropyl-6-methyl-4-pyrimidinyl) phosphorothioate	48.0%
Xylene	36.0%
INERT INGREDIENTS	16.0%
TOTAL	100.0%

Contains 4 pounds Diazinon Insecticide per gallon

*Diazinon, registered trademark. Ciba-Geigy

U.S. Patent No. 2,754,243

KEEP OUT OF REACH OF CHILDREN

WARNING

AVISO

PRECAUCION AL USUARIO: Si usted no lee ingles, no use este producto hasta que le etiqueta haya sido explicado ampliamente.

STATEMENT OF PRACTICAL TREATMENT

IF SWALLOWED: Do not induce vomiting. Call a physician immediately.

IF ON SKIN: In case of contact, remove contaminated clothing and immediately wash skin with soap and water.

IF IN EYES: Flush eyes with plenty of water for 15 minutes. Call a physician.

IF INHALED: Remove victim to fresh air. Apply respiration if indicated.

See Side Panel For Additional Precautionary Statements

EPA Reg. No. 51036-71

EPA Est. No. 51036-GA-1


Manufactured By
MICRO-FLO COMPANY
SPARKS, GEORGIA 31647

NET CONTENTS: _____

ACCEPTED

DEC 8 1986

EPA Reg. No. 51036-71



(Left Panel)

PRECAUTIONARY STATEMENTS

Hazards to Human and Domestic Animals

WARNING: Keep children and pets off treated areas until spray has dried. May be fatal if swallowed. May be absorbed through the skin. May be injurious to eyes and skin. Combustible liquid. Do not take internally. Do not get in eyes or on skin. Do not smoke while using. Flush contaminated eyes with plenty of water and get medical attention. Avoid breathing spray mist or vapors. Do not spray vegetable gardens or other plants for food purposes.

NOTE TO PHYSICIAN: Diazinon is a cholinesterase inhibitor. Treat symptomatically. Atropine only by injection is an antidote.

ENVIRONMENTAL HAZARDS

This product is toxic to fish, birds, and wildlife. Do not apply directly to water. Do not apply where runoff is likely to occur. Do not apply when weather conditions favor drift from areas treated. Apply this product only as specified on this label. This product is highly toxic to bees exposed to direct treatment or residues on crops. Protective information may be obtained from your Cooperative Agricultural Extension Service.

PHYSICAL AND CHEMICAL HAZARDS

Do not use or store near heat or open flame. Keep container closed. Handle concentrate in a ventilated area.

STORAGE AND DISPOSAL

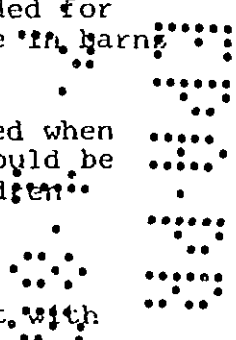
Do not contaminate water, food, or feed by storage or disposal. Open dumping is prohibited. PESTICIDE DISPOSAL - Wastes resulting from the use of this product may be disposed of on site or at an approved waste disposal facility. CONTAINER DISPOSAL - Triple rinse (or equivalent). Then offer for recycling or reconditioning, or puncture and dispose of in a sanitary landfill, or by other approved State and local procedures.

Diazinon AG-500 Insecticide is an emulsifiable solution which when diluted with water according to the directions below is intended for the control of insect pests of agricultural crops. Do not use in barns or dwellings. Do not use on livestock.

In the directions for use given below, best control is obtained when application is made at first sign of insects. Application should be repeated as necessary to maintain control. Do not allow children in treated areas until surfaces are dry.

DIRECTIONS FOR USE

It is a violation to use this product in a manner inconsistent with its labeling.



Do not apply this product in such a manner as to directly or through drift expose workers or other persons. The area being treated must be vacated by unprotected persons.


Do not enter treated areas without protective clothing until sprays have dried.

Because certain states may require more restrictive reentry intervals for various crops treated with this product, consult your State Department of Agriculture for further information.

Written or oral warnings must be given to workers who are expected to be in a treated area or in an area about to be treated with this product. When oral warnings are given, warnings shall be in a language customarily understood by the workers. Oral warnings must be given if there is reason to believe that written warnings cannot be understood by the workers.

Written warnings must include the following information: **WARNING.** Area treated with Diazinon on (date of application). Do not enter without appropriate protective clothing until sprays have dried. In case of accidental exposure to pesticide spray or dust, wash the skin thoroughly with soap and water. Remove contaminated clothing and wash before re-use. If in eyes, flush with plenty of water. If inhaled, go to an area where the pesticide has not been applied. Get medical attention if needed.

NOTE: The California Department of Agriculture has set a 5-day re-entry to Diazinon Insecticide on citrus, grapes, peaches and nectarines. Five days should lapse between the time of application and the time a worker may enter the field to engage in any activity requiring substantial contact with treated foliage. When a mixture of two or more organic phosphate pesticides are applied in combination, the interval shall be prolonged by adding to the longest applicable interval an additional 50% of that interval.



(Right Panel)

CITRUS FRUITS (Grapefruit, Lemons, Limes, Oranges, Tangelos, Tangerines, Citrus Citron, Kumquats, and hybrids of these): To control Citrus Aphids, Cottony-Cushion Scale Crawlers, and Soft Scale Crawlers, apply 1/2-1 pint per 100 gallons of water (maximum 1000 gallons per acre) as a thorough cover spray when aphids and crawler stages of scale insects first appear. To control Citrus Snow Scales, apply 1-2 pints per 100 gallons of water (maximum 1000 gallons per acre) as post-bloom spray and again as a summer spray. For heavy Snow Scale infestations use the higher dosage rate. Thorough coverage of tree trunks, limbs, and twigs is essential. Do not apply during bloom. Do not apply to citrus within 21 days of harvest.

PEACHES & NECTARINES: To control Peach Twig Borers, mix 1 pint per 100 gallons of water and apply to peaches in May and June. To control White Peach Scale (Peaches only), as a post-harvest spray, apply 1-1/2 - 2 pints per 100 gallons of water timed to coincide with peak crawler and immature scale activity. Under conditions of heavy infestations 2 applications may be necessary. Do not apply to peaches within 20 days, or to nectarines within 10 days of harvest.

VEGETABLE FOLIAR INSECTS

Unless otherwise stated, foliar applications of Diazinon AG-500 Insecticide should always be applied to vegetable crops as a spray in a minimum of 2 gallons of water per acre for aerial applications and a minimum of 10 gallons of water per acre for ground applications.

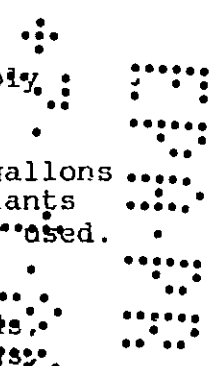
BEANS (Pole Beans, Snap Beans, Lima Beans): To control Black Bean Aphids, Mexican Bean Beetles, Leaf Miners, apply 1 - 1-1/2 pints per acre. To control Cucumber Beetles, apply 3/4 pint in 100 gallons of water per acre. Do not apply within 7 days of bean harvest. Bean forage or bean hay may be fed to dairy and beef cattle and sheep. Wait 4 days following treatment if forage is to be cut for hay.

BROCCOLI, CABBAGE AND CAULIFLOWER: To control Aphids, Diamondback Moths, Imported Cabbageworms, apply 1/2-1 pint per acre. Applications at 7-10 day intervals will usually be required. Do not apply to Broccoli or Cauliflower within 5 days, or to Cabbage within 7 days of harvest.

CARROTS: To control Aphids, apply 1 pint per acre. Do not apply within 10 days of harvest.

CELERY: To control Aphids, Flea Beetles, apply 1 pint in 100 gallons of water per acre. Do not apply within 10 days of harvest. Plants should be market trimmed (tops removed) before being shipped or used. Tops should not be used for feed or food.

COLLARDS, KALE, SWISS CHARD, AND TURNIP TOPS: To control Aphids, Imported Cabbageworms, Diamondback Moths, Harlequin Cabbage Bugs, Corn Earworms, apply 1/2-1 pint per acre. Do not apply to Collards, Kale, or Turnip tops within 10 days, Swiss Chard within 12 days of



harvest.

CUCUMBERS: To control Aphids, Serpentine Leaf Miners, Thrips, apply 1 pint per acre. Do not apply within 10 days of harvest.

LETTUCE AND ENDIVE: To control Aphids, Dipterous Leaf Miners, apply 1/2-1 pint per acre. Do not apply within 10 days of harvest.

MELONS AND SQUASH: (Cantaloupes, Casabas, Crenshaws, Honeydew Melons, Muskmelons, Persian Melons, and hybrids of these Watermelons and their hybrids; Summer and Winter Squash): To control Aphids, Leafhoppers, Mites, apply 1-1-1/2 pints per acre. To control Serpentine Leaf Miners, Thrips, apply 1/2-1 pint per acre. Do not apply to Melons and Winter Squash within 3 days, or to Summer Squash within 7 days of harvest.

ONIONS: To control Onion Thrips, apply 1 pint per acre. Do not apply within 10 days of harvest.

PEAS: To control Aphids, Leaf Miners, apply 3/4-1 pint per acre. Peas may be picked immediately. Pea vines and pea vine hay may be fed to dairy and beef cattle and sheep. Wait 4 days following treatment if forage is to be cut for hay.

PEPPERS: To control Aphids, Serpentine Leaf Miners, apply 1/2 pint per acre. Do not apply within 5 days of harvest.

POTATOES: To control Aphids, Flea Beetles, Colorado Potato Beetles, Dipterous Leaf Miners, apply at the rate of 1/2-3/4 pint per acre. To control Banded Cucumber Beetles, Leafhoppers, Southern Armyworms, apply 3/4-1 pint per acre. Do not apply within 35 days of harvest.

RADISHES, PARSNIPS, AND TURNIPS: To control Aphids, Flea Beetles, Dipterous Leaf Miners, apply 1/2-1 pint per acre. Do not apply within 10 days of harvest.

SPINACH AND BEETS: To control Aphids, Dipterous Leaf Miners, apply 1/2-1 pint per acre. Do not apply to spinach within 10 days, or to beets within 14 days of harvest.

SQUASH: (Summer and Winter): See Melons and Squash Section.

TOMATOES: To control Aphids, Dipterous Leaf Miners, apply 1/2-1 pint per acre. To control Leaf Miners weekly applications are usually required. To control Banded Cucumber Beetles, Fall Armyworms, Southern Armyworms, apply 3/4-1 pint per acre. Do not apply within 1 day of harvest.

VEGETABLE SOIL INSECTS

Unless otherside stated, soil applications of Diazinon AG-500 Insecticide should always be applied to vegetable crops as a spray in a minimum of 5 gallons of water per acre for ground applications.

BROCCOLI, BRUSSELS SPROUTS, CABBAGE, CANTALOUPE, CAULIFLOWER, CELERY,

COLLARDS, CUCUMBERS, ENDIVE (ESCAROLE), KALE, LETTUCE, LIMA BEANS, MUSKEMELONS, PARSLEY, PEAS, PEPPERS, POTATOES, SNAP BEANS, SPINACH, SUMMER SQUASH, SWEET CORN, SWISS CHARD, TOMATOES, WATERMELONS, WINTER SQUASH: To control Cutworms (Surface and Subterranean) broadcast 2-4 quarts per acre just prior to planting. Work into the soil immediately - 2-3 inches, for Surface Cutworms, 3-6 inches for Subterranean Cutworms.

BROCCOLI, BRUSSELS SPROUTS, CABBAGE, CAULIFLOWER, COLLARDS, ENDIVE (ESCAROLE), KALE, LETTUCE, MUSTARD, PEPPERS, RADISHES, TOMATOES, TURNIPS: To Control Mole Crickets, broadcast 1 quart per acre when insects are present. Make application to plant beds or field 1-2 days prior to sowing of seed or transplanting, and work into soil 1-2 inches immediately.

BROCCOLI, BRUSSELS SPROUTS, CABBAGE, CANTALOUPE, CARROTS, CAULIFLOWER, CELERY, COLLARDS, CUCUMBERS, ENDIVE (ESCAROLE), KALE, LETTUCE, LIMA BEANS, MUSKEMELONS, ONIONS, PARSLEY, PEAS, PEPPERS, POTATOES, SNAP BEANS, SPINACH, SUMMER SQUASH, SWEET CORN, SWEET POTATOES, SWISS CHARD, TOMATOES, WATERMELONS, WINTER SQUASH: To control Wireworms, broadcast 3-4 quarts per acre prior to planting and work into soil 4-8 inches immediately.

POTATOES: To control Wireworms, broadcast 3-6 quarts per acre prior to planting. Immediately disk or harrow into soil 4-8 inches. To control Southern Potatoes Wireworms (Southeastern U.S.) on potatoes grown on mineral soils in the Southeast, apply 2-4 quarts per acre as a soil treatment prior to planting, and immediately mix thoroughly by disking, or other suitable means into the top 3-6 inches of soil, depending on location of Wireworms.

FIELD AND FORAGE SOIL INSECTS

Unless otherwise stated, soil applications of Diazinon AG-500 Insecticide should always be applied to field and forage crops as a spray in a minimum of 5 gallons of water per acre for ground applications.

CORN: To control Seed Corn Maggots, broadcast 2-4 quarts per acre just prior to planting. Work into soil 2 inches immediately. To control Cutworms (Surface and Subterranean), broadcast 2-4 quarts per acre. For Surface Cutworms apply just prior to planting or when larvae first appear and work into soil 1-2 inches immediately. Do not apply later than layby. For subterranean Cutworms apply just prior to planting and work into the soil 3-6 inches immediately. To control Wireworms, apply 3-4 quarts per acre prior to planting and work into soil 4-8 inches immediately. Corn may be picked immediately following last application. Corn forage may be fed to dairy and beef cattle and sheep. To control Cutworms, apply 2 quarts per acre in a 12-inch band over the row. Thorough coverage of the foliage is essential. Begin application when small larvae first appear and work into soil 1-2 inches immediately. To control Wireworms, apply 3-4 quarts per acre prior to planting and work into the soil 4-8 inches immediately. Corn foliage may be picked immediately following last application. Corn foliage may be fed to dairy and beef cattle and sheep.

PEANUTS: To control Cutworms, apply 2 quarts per acre in a 12-inch band over the row. Thorough coverage of the foliage is essential. Begin application when small larvae appear. Two or three additional applications at three-week intervals may be necessary. Do not apply within 21 days of peanut harvest. Livestock (1) may be fed peanut hulls, (2) may be fed peanut forage 7 days following treatment and (3) may be fed peanut hay 21 days following treatment.

SOYBEANS: To control Cutworms (Surface and Subterranean), broadcast 2-4 quarts per acre just prior to planting. Work into the soil immediately, 2-3 inches for Surface Cutworms, 3-6 inches for Subterranean Cutworms.

TOBACCO: To control Cutworms, broadcast 2-3 quarts per acre before transplanting and work into the soil 2-4 inches immediately. To control Green June Beetle Larvae, mix 1/4 pint in 50 gallons of water and apply as a drench (100 gallons per 100 square yards) to uprooted areas of plant beds with sprinkling can. To control Mole Crickets, broadcast 1 quart per acre, when insects are present. Make application to beds or fields 1-2 days prior to sowing of seed or transplanting, and work into soil 1-2 inches immediately. To control Wireworms, broadcast 2-3 quarts per acre 3-4 weeks before transplanting. Work into soil 6-9 inches immediately.

CONDITIONS OF SALE: All statements concerning the use of this product apply only when used as directed. THE MANUFACTURER MAKES NO WARRANTIES, EXPRESSED OR IMPLIED, CONCERNING THIS PRODUCT OR ITS USE, WHICH EXTEND BEYOND THE DESCRIPTION ON THE LABEL. Read all directions carefully.

(Revised June, 1986)

