

CUCUMBER, MELON, PUMPKIN, SQUASH (Summer and Winter) - Against Aphids, Cucumber beetles, Stripped Flea Beetle, Squash Vine Borer, Melonworm, Pickleworm, and Squash bug, use 1 quart to 2 quarts per acre in sufficient water for good coverage. Apply when insects first appear and repeat as needed. May be applied up to day of harvest. For Squash Vine Borer - Apply weekly to flower buds, stems, and vines, beginning when moths first appear.

STRAWBERRY - Against the Strawberry aphid and Meadow Spittlebug, use 2 quarts per acre in sufficient water for good coverage. Do not reapply within 15 days or more than twice within a 35 day period when fruit is present. Do not apply within 4 days of harvest.

COTTON - Against Boll Weevil - Use 1 to 2 1/2 quarts per acre. Against Cotton Bollworm, Cotton Stink Bugs, Lygus Bugs, and Cabbage Looper, use 2 quarts per acre. Use in sufficient water for good coverage. Begin when an infestation reaches the point where control is needed. Use at 3 to 5 day intervals as long as needed. Do not apply after bolls open. Do not graze dairy or meat animals in treated fields. Do not use over 3 quarts per acre.

TOBACCO INSECTS - Against Flea Beetles, Hornworms, Budworms, Green Peach Aphids, and Cabbage Loopers.

TOBACCO SEEDBEDS - Use 1 quart per 100 gallons of water. Apply about 6 gallons of spray per 100 square yards. Field, use 1 to 2 quarts per acre in sufficient water for coverage. Apply when insects first appear, repeat as needed. Do not use within 5 days of harvest. Do not exceed 2 quarts per acre.

NOTE: Crops having residues in excess of their permitted tolerances should not be marketed and to do so may violate state law and will violate Federal law when sold in interstate commerce. Such crops should not be marketed without removal of such excess residues.

CONDITIONS OF SALE

All statements concerning the use of this product apply only when used as directed. **THE MANUFACTURER MAKES NO WARRANTIES, EXPRESSED OR IMPLIED, CONCERNING THIS PRODUCT OR ITS USE, WHICH EXTEND BEYOND THE DESCRIPTION ON THE LABEL.** Read all directions carefully.

RESTRICTED USE PESTICIDE

**Due to very high acute toxicity to
Humans and Birds**

For retail sale to and use only by certified applicator or persons under their direct supervision and only for those uses covered by the certified applicator's certification. Direct supervision for this product is defined as the certified applicator being physically present during application, mixing, loading, repair and cleaning of application equipment. Commercial certified applicators must also ensure that all persons involved in these activities are informed of the precautionary statements.

BEST AVAILABLE COPY

METHYL PARATHION 4EC

ACTIVE INGREDIENTS:

*O,O-dimethyl-O-p-nitrophenyl phosphorothioate	43.3%
*Related compounds	2.3%
INERT INGREDIENTS	54.4%
TOTAL	100.0%

*Equivalent to 4 lbs. methyl parathion and related compounds per gallon

**KEEP OUT OF REACH OF CHILDREN
POISON**

DANGER PELIGRO

PRECAUCION AL USUARIO: Si usted no lee ingles, no use este producto hasta que la etiqueta haya sido explicada ampliamente


FIRST AID TREATMENT

STATEMENT OF PRACTICAL TREATMENT

Call a doctor (physician), clinic or hospital immediately. Explain that the victim has been exposed to methyl parathion and describe his condition. If doctor cannot come, take victim to clinic or hospital. Move victim immediately from the area where methyl parathion is present.

IF INHALED, remove victim to fresh air. If not breathing, immediately give artificial respiration, preferably mouth-to-mouth, and maintain until doctor sees victim. If breathing is difficult, give oxygen.

Not Reviewed. Registrant claims to be in accordance with Reregistration of Pesticide Product Guidance for Phase 2 Response. Page 2.12, Active to Inert Change in Status.



IF IN EYES OR ON SKIN, immediately flush with plenty of water for at least 15 minutes while removing contaminated personal clothing and shoes to avoid continued possible exposure to victim or persons in attendance.

IF SWALLOWED, induce vomiting immediately by giving two glasses of water and by touching back of throat with finger. DO NOT INDUCE VOMITING OR GIVE ANYTHING BY MOUTH TO AN UNCONSCIOUS PERSON. Have victim lie down and keep quiet.


See Side Panels For Additional Precautionary Statements

EPA Reg. No. 51036-42

EPA Est. No. 51036-GA-1

Manufactured By
MICRO FLO COMPANY
P.O. BOX 5948
LAKELAND, FLORIDA 33807

BEST AVAILABLE COPY



BEST AVAILABLE COPY

PRECAUTIONARY STATEMENTS
Hazards To Humans And Domestic Animals
DANGER

POISONOUS IF SWALLOWED, INHALED OR ABSORBED THROUGH SKIN. RAPIDLY ABSORBED THROUGH SKIN. REPEATED EXPOSURE MAY, WITHOUT SYMPTOMS, BE INCREASINGLY HAZARDOUS. Do not breathe vapors or dust. Do not get in eyes, on skin or on clothing. If symptoms or signs of poisoning include blurred vision, abdominal cramps and lightness in the chest, get medical attention immediately.

POISON SIGNS (Symptoms)

Methyl Parathion is a very dangerous poison. It rapidly enters the body on contact with all skin surfaces and eyes. Clothing wet with this material must be removed immediately. Exposed persons must receive prompt medical treatment or they may die. Some of the signs and symptoms of poisoning are: Headaches, nausea, vomiting, cramps, weakness, blurred vision, pin-point pupils, lightness in chest, labored breathing, nervousness, sweating, watering of eyes, drooling or frothing of mouth and nose, muscle spasms and coma.

NOTE TO PHYSICIAN

Antidote - administer atropine sulfate in large doses, TWO to FOUR mg intravenously or intramuscularly as soon as cyanosis is overcome. Repeat at 5 to 10 minute intervals until signs of atropinization appear. 2-PAM chloride is a pharmacologic antidote and may be administered as an adjunct to, but not a substitute for, atropine which is a symptomatic and often life saving antidote. **DO NOT GIVE MORPHINE OR TRANQUILIZERS BECAUSE THESE ANTIDOTES MAY PRODUCE ADVERSE EFFECT ACCENTUATING THE PHARMACOLOGIC EFFECT OF THIS PRODUCT.** This product is a strong cholinesterase inhibitor affecting the central and peripheral nervous systems and producing cardiac and respiratory depression. At first sign of pulmonary edema, the patient should be given supplemental oxygen and treated symptomatically. Continued absorption of the poison may occur and fatal relapses have been reported after initial improvements. **VERY CLOSE SUPERVISION OF THE PATIENT IS INDICATED FOR AT LEAST 48 HOURS.**

ENVIRONMENTAL HAZARDS

TERRESTRIAL SITES

This pesticide is highly toxic to aquatic invertebrates and wildlife. Birds in treated areas may be killed. Do not apply directly to



water or wetlands (swamps, bogs, marshes and potholes). Runoff and drift from target areas may be hazardous to aquatic organisms in adjacent aquatic sites. Do not contaminate water by cleaning of equipment or disposal of wastes.

AQUATIC SITES (RICE)

This pesticide is highly toxic to aquatic invertebrates and wildlife. Shrimp and other aquatic organisms may be killed at recommended application rates. Do not contaminate water by cleaning of equipment or disposal of wastes.

BEE PRECAUTION

This product is highly toxic to bees exposed to direct treatment or residues on blooming crops or weeds. Do not apply this product or allow it to drift to blooming crops or weeds if bees are visiting the treatment area.

PHYSICAL OR CHEMICAL HAZARDS

Do not use or store near heat or open flame.

IN CASE OF:

FIRE - Use water spray, foam, dry chemical or CO2.

SPILL OR LEAK - keep all unprotected persons away. Cover with absorbent such as soda ash, lime, clay or saw dust. Sweep up and bury. Wash area thoroughly with strong lye solution.

WORK SAFETY RULES


The National Pesticide Telecommunication Network is available for recommendations regarding poisoning management, emergency treatment, and other information regarding the toxicity of methyl parathion. The toll free number for the National Pesticide Telecommunication Network is 1-800-858-7378.

If handled indoors provide mechanical exhaust ventilation. Keep all unprotected persons, children, livestock, and pets away from treated area or where there is danger of drift. Do not rub eyes or mouth with hands. If you feel sick in any way, STOP work and get help right away. See First Aid (Practical Treatment) section.

HANDLE THE CONCENTRATE ONLY WHEN WEARING THE FOLLOWING PROTECTIVE CLOTHING AND EQUIPMENT:

Wear a protective suit of one or two pieces that covers all parts of the body except the head, hands, and feet. Wear chemical resistant gloves, chemical resistant apron, and chemical resistant shoes, shoe coverings, or boots. Wear goggles or a face shield. Wear a pesticide respirator approved by the National Institute for Occupational Safety and Health under the provisions of 30 CFR part II.

USE ONLY WHEN WEARING THE FOLLOWING PROTECTIVE CLOTHING AND EQUIPMENT DURING MIXING/LOADING, APPLICATION, REPAIR



AND CLEANING OF APPLICATION EQUIPMENT, DISPOSAL OF PESTICIDE, AND EARLY REENTRY INTO TREATED FIELDS:

Protective suit of one or two pieces covering all parts of the body except the head, hands, and feet; chemical resistant gloves; chemical resistant boots); goggles or face shield; hood or wide brimmed hat; NIOSH approved respirator.

IF MIXING/LOADING IS PERFORMED USING A CLOSED SYSTEM, THE FOLLOWING PROTECTIVE CLOTHING AND EQUIPMENT MAY BE WORN AS AN ALTERNATIVE:

Long-sleeve shirt; long-legged pants; chemical resistant gloves; chemical resistant apron; shoes and socks. Goggles or face shield must be worn when the system is under pressure. All other protective clothing and equipment required for use with open systems must be available nearby.


IF APPLICATION IS PERFORMED USING AN ENCLOSED CAB OR COCKPIT, THE FOLLOWING PROTECTIVE CLOTHING AND EQUIPMENT MAY BE WORN AS AN ALTERNATIVE:

Long-sleeve shirt and long-legged pants; shoes and socks. Chemical resistant gloves must be available in the cab or cockpit and must be worn during entry to and exit from the application vehicle. All other protective clothing and equipment required for use during application must be available in the cab and must be worn when exiting the cab into treated area. When used for this purpose, contaminated clothing may not be brought back into the cab unless in an enclosure such as a plastic bag.

REMEMBER - THIS CLOTHING IS INADEQUATE TO PROTECT YOU DURING REPAIR AND CLEANING OF APPLICATION EQUIPMENT AND EARLY REENTRY TO TREATED AREAS. REFER TO PROTECTIVE CLOTHING AND EQUIPMENT REQUIREMENTS ABOVE.

IMPORTANT! If pesticide comes in contact with skin, wash off with soap and water and contact a physician immediately. Always wash hands, face and arms with soap and water before smoking, eating, drinking, or toileting.

AFTER WORK: Before removing gloves, wash them with soap and water. Take off all work clothes and shoes. Shower using soap and water. Wear only clean clothes when leaving job - do not wear contaminated clothing. Personal clothing worn during work must be stored and laundered separately from protective clothing and household articles. Store protective clothing separately from personal clothing. Clean or launder protective clothing after each use. Respirators must be cleaned and filters replaced according to instructions included with the respirators. Protective clothing and protective equipment heavily contaminated or drench with methyl



BEST AVAILABLE COPY

parathion must be destroyed according to state and local regulations. HEAVILY CONTAMINATED OR DRENCHED CLOTHING CANNOT BE ADEQUATELY DECONTAMINATED. DURING AERIAL APPLICATION, HUMAN FLAGGERS ARE PROHIBITED.

DIRECTIONS FOR USE

It is a violation of Federal law to use this product in a manner inconsistent with its labeling.

CHEMIGATION PROHIBITION

Do not apply this product through any type of irrigation system.

RE-ENTRY STATEMENT

Do not apply this product in such a manner as to directly or through drift expose workers or other persons.

Reentry into treated fields is prohibited for 48 hours after application, unless all protective clothing and equipment required for early reentry as described elsewhere on the label are worn.

Because certain states may require more restrictive re-entry intervals for various crops treated with this product, consult your State Department of Agriculture for further information. Written or oral warnings must be given to workers who are expected to be in a treated area or in an area about to be treated with this product.

ORAL WARNINGS shall inform workers of areas or fields that may not be entered, without protective equipment and clothing specified on this label, during treatment or for 48 hours following treatment. Follow First Aid Treatment instructions shown on this label in case of accidental exposure.


When oral warnings are given, warnings shall be given in a language customarily understood by workers. Oral warnings must be given if there is reason to believe that written warnings cannot be understood by workers.

WRITTEN WARNINGS must include the following information. DANGER! Area treated with parathion on (date of application). Do not enter without appropriate protective clothing for 48 hours. Follow First Aid Treatment instructions shown on this product label in case of accidental exposure.

ATTENTION

To avoid excessive residues of parathion on food or forage crops always observe the statements found under "Directions for Use", limiting the time before harvest when parathion may be applied.

Because this material is poisonous by skin contact, inhalation or swallowing it should not be used in such a manner or under weather conditions as will permit drift of the spray onto areas not



BEST AVAILABLE COPY

7-A

intended to be treated. Do not apply or allow drift to areas occupied by unprotected humans or beneficial animals.

STORAGE AND DISPOSAL

Do not contaminate water, food, or feed by storage or disposal.

STORAGE AND HANDLING:

1. Handle container carefully so as to avoid damage and prevent spills.
2. Do not use or store in or around the home.
3. Store container in a well ventilated place.
4. Empty container retains vapor and product residue. Observe all labeled safeguards until container is cleaned, reconditioned or destroyed.
5. Keep out of reach of children and domestic animals.

PESTICIDE DISPOSAL

Wastes of this pesticide are acutely hazardous. Improper disposal of excess pesticide, spray mixtures, or rinsate is a violation of Federal law. If these wastes cannot be disposed of according to label use instructions, contact your state pesticide or Environmental Control Agency, or the Hazardous Waste Representative at the nearest EPA Regional Office for guidance.


CONTAINER DISPOSAL

Triple rinse (or equivalent). Then offer for recycling or reconditioning or puncture and dispose of in a sanitary landfill, or incineration, or, if allowed by state and local authorities, by burning. If burned, stay out of smoke.

RECOMMENDED USES

This product is designed for application after dilution with water and for use by trained operators using airplane or power ground equipment. The hazards and precautions for handling the product in this container are equally applicable to it after dilution with water for spray application. Add the concentrate to the spray tank while filling with water and mix thoroughly either by means of a tank agitator or pump by-pass. For best results, thoroughly cover all surfaces to be treated with spray. Rates of application given below should not be exceeded. Never apply later than indicated to assure residue levels at harvest are below tolerances established by the Food and Drug Administration.

Consult the State Agricultural Extension Service or Experiment Station for specific recommendations regarding application, dosage and timing of concentrate to sufficient water to apply at least 3



BEST AVAILABLE COPY

gallons of water per acre. For application by aircraft, add the amount of concentrate desired per acre to 1/2 to 3 gallons of water consistent with crop growth and good coverage. Greater quantities of water may be required to give sufficient coverage of orchard trees.

CEREAL

BARLEY, OATS, RYE AND WHEAT: For barley thrips, use 1/2 to 3/4 pint per acre. For aphids, armyworms up to third instar, leafhoppers and winter grain mites, use 1/2 to 1 1/2 pints per acre. For climbing cutworms use 1/4 to 1 pint per acre. For chinch bugs, false chinch bugs and Say's plant bugs, use 1 1/2 pints per acre. For western or brown wheat mites, use 1 pint per acre. Do not use more than 1/2 pint per acre within 15 days of harvest.


CORN: For control of armyworms up to third instar, climbing cutworms, corn leaf aphids, corn rootworm adults, fall armyworms and stink bugs, use 1/2 pint per acre. Do not apply within 12 days of harvest. Do not apply to corn during the pollen shed period.

RICE: For rice stink bugs, use 1/2 to 1 pint per acre. Do not apply within 15 days of harvest. Shrimp, crabs and crayfish may be killed. Do not apply where these are important resources.

SORGHUM: For corn leaf aphids and mites, use 1 pint per acre. For sorghum midges, use 1 pint to 1 quart per acre, 2 applications, 3 to 5 days apart when approximately 90% of the heads have completely emerged from the boot or not later than start of blooming. Do not apply closer than 21 days before harvest. Leaf injury may occur on some hybrid varieties of sorghum. Spray a few rows a week or so before booting to test effects upon plants.

FIELD AND FORAGE CROPS

ALFALFA AND CLOVER: For control of alfalfa weevil larvae, aphids (including spotted alfalfa aphids) and climbing cutworms, use 1/3 to 1 pint per acre. For alfalfa caterpillars, alfalfa adult weevils, armyworms up to third instar, clover leaf weevils and webworms, use 1 pint per acre. For Egyptian alfalfa weevils, leafhoppers, Lygus bugs and spider mites, use 1 to 2 pints per acre. Do not treat closer than 15 days before harvest, cutting or grazing. In California and Nevada do not use more than 1/4 pint per acre. Do not apply if the crop or weeds in the treatment area are in bloom.



BEST AVAILABLE COPY

COTTON: For control of thrips, use 1/4 to 1/2 pint per acre. For cotton leafworms, use 1/4 to 1/3 pint per acre. For grasshoppers and fall armyworms up to third instar, use 1/2 pint per acre. For spider mites (does not control all species), use 1/2 to 3/4 pint per acre. For control of fleahoppers, Lygus and other mirids, use 1/4 pint to 1 quart per acre. For boll weevils, aphids and garden webworms, use 1/2 to 1 pint per acre. For false chinch bugs, use 1 pint per acre. For cabbage loopers and cutworms, use 1 to 2 pints per acre. For bollworms, salt marsh caterpillars, armyworms up to third instar, cotton leaf perforators and stink bugs, use 1 quart per acre. Applications should be made at 4 to 5 day intervals until control is obtained. At above dosages, application may be made up to the day before harvest, if harvest will be with mechanical pickers.


CAUTION: When necessary to enter treated cotton fields within 48 hours after application, protective clothing should be worn. Do not apply within 5 days of handpicking cotton.

GRASS (Forage): For control of armyworms up to third instar, crested wheat bugs, false chinch bugs, grasshoppers and leafhoppers, use 1 1/2 pints per acre. Do not apply within 15 days of harvest or grazing.

HOPS: For control of aphids and spider mites, use 1 quart per acre. Do not treat closer than 15 days before harvest.

SOYBEANS: For control of climbing cutworms and three-cornered alfalfa hoppers, use 1/2 pint per acre. For control of garden webworms, use 1/2 to 1 pint per acre. For control of aphids, blister beetles, Mexican bean beetles, stink bugs, two-spotted mites and velvet bean caterpillars, use 1 pint per acre. For bollworms, cabbage loopers, fall armyworms up to third instar, and green cloverworms, use 1 quart per acre. Do not apply closer than 20 days before harvest or grazing.

SUGAR BEETS: For aphids, armyworms up to third instar, flea beetles, leafhoppers, Lygus bugs, stink bugs and webworms, use 1/4 pint per acre. Do not treat closer than 20 days before harvest, 60 days if tops are to be fed to livestock.



TOBACCO: For control of green peach aphids, use 1/2 pint per acre. For control of surface feeding or climbing cutworms, use 1/2 to 1 pint per acre.

CAUTION: When necessary to enter treated tobacco fields within 48 hours after application, protective clothing should be worn. Do not apply within 5 days of priming tobacco or within 15 days of cutting tobacco. Avoid contact with plant juices when priming or cutting tobacco.

VETCH: For control of aphids, armyworms up to third instar, climbing cutworms, leafhoppers, Lygus bugs, spider mites and vetch bruchids, use 1 to 2 pints per acre. Do not treat closer than 15 days before harvest or grazing.


FRUIT

APPLY AT THE RATES INDICATED FOR THE FOLLOWING CROPS. MAKE NO APPLICATION CLOSER THAN 14 DAYS BEFORE HARVEST. APPLY AS FREQUENTLY AS NEEDED TO CONTROL INSECTS.

APPLES: For control of aphids, codling moths, plum curculio, scales and red-banded leaf rollers, use 1/2 pint to 1 quart per 100 gallons of water. For codling moths, plum curculio and red-banded leaf rollers, apply at petal fall and 3 to 4 applications, 8 to 14 days thereafter, to maintain control. Do not use more than 6 quarts of this product per acre. Do not apply when trees or substantial numbers of weeds in the orchard (grove) are in bloom.

GRAPES: For control of aphids, grape leaf folders and grape leafhoppers, use 1/2 to 1 pint per 100 gallons of water. Do not use more than 1 1/2 pints of this product per acre.

PEACHES, PLUMS AND PRUNES: For control of aphids, peach tree borers, plum curculio and Oriental fruit moths, use 1/2 pint to 1 quart per 100 gallons of water. Spray tree trunks at time of moth flight to control peach tree borers. For plum curculio and Oriental fruit moths, apply at petal fall or shuck split and 3 to 4 applications, 8 to 14 days thereafter, to maintain control. Do not use more than 1 gallon of this product per acre. Do not apply when trees or substantial numbers of weeds in the orchard (grove) are in bloom.



STRAWBERRIES: For control of aphids, use 1 to 1 1/2 pints per acre.

OIL SEED CROPS

SAFFLOWER: For aphids and Lygus bugs, use 1 pint per acre before flowering. Do not apply after flowering.

SUNFLOWER: For control of sunflower moth, use 1 quart per acre. Make no more than 3 applications at 5 day intervals. Do not apply within 30 days of harvest.

VEGETABLES

APPLY AT THE RATES INDICATED FOR THE FOLLOWING CROPS. MAKE NO APPLICATIONS CLOSER THAN 5 DAYS BEFORE HARVEST.

SWEET POTATOES. For control of aphids, armyworms up to third instar, surface feeding and climbing cutworms, flea beetles, leafhoppers and mites, use 3/4 quart per acre.

APPLY AT THE RATES INDICATED FOR THE FOLLOWING CROPS. MAKE NO APPLICATIONS CLOSER THAN 7 DAYS BEFORE HARVEST.


ARTICHOKE: For control of aphids, armyworms up to third instar, surface feeding and climbing cutworms, flea beetles, leafhoppers, mites and artichoke plume moths, use 1 quart per acre.

BROCCOLI: For control of aphids, armyworms up to third instar, flea beetles, leafhoppers and mites, use 1 to 3 pints per acre. For cabbage loopers and stink bugs, use 2 to 3 pints per acre. Rates above 1 pint should not be applied closer than 21 days before harvest.

BRUSSELS SPROUTS: For control of aphids, armyworms up to third instar, flea beetles, leafhoppers and mites, use 1 to 3 pints per acre. For cabbage loopers and stink bugs, use 2 to 3 pints per acre. Rates above 1 pint should not be applied closer than 21 days before harvest.

CAULIFLOWER: For control of aphids, armyworms up to third instar, flea beetles, leafhoppers and mites, use 1 to 3 pints per acre. For cabbage loopers and stink bugs, use 2 to 3 pints per acre. Rates above 1 pint should not be applied closer than 21 days before harvest.

KOHLRABI: For control of aphids, armyworms up to third instar, flea beetles, leafhoppers and mites, use 1 to 3 pints per acre. For cabbage loopers and stink bugs, use 2 to 3 pints per acre. Rates above 1 pint should not be applied closer than 21 days of harvest.



BEST AVAILABLE COPY

RUTABAGAS: For control of aphids, armyworms up to third instar, flea beetles, leafhoppers and mites, use 1 to 3 pints per acre. For cabbage loopers, use 2 to 3 pints per acre. Rates above 1 pint should not be applied closer than 21 days before harvest.

APPLY AT THE RATES INDICATED FOR THE FOLLOWING CROPS. MAKE NO APPLICATIONS CLOSER THAN 10 DAYS BEFORE HARVEST.

CABBAGE: For control of aphids, armyworms up to third instar, flea beetles, leafhoppers and mites, use 1 to 3 pints per acre. For cabbage loopers and stink bugs, use 2 to 3 pints per acre. Rates above 1 pint should not be applied closer than 21 days before harvest.


COLLARDS, KALE AND MUSTARD: For control of aphids, armyworms up to third instar, flea beetles, leafhoppers and mites, use 1 to 3 pints per acre. For cabbage loopers and stink bugs, use 2 to 3 pints per acre. Rates above 1 pint should not be applied closer than 21 days before harvest.

PEAS: For control of aphids, armyworms up to third instar, flea beetles, leafhoppers, Lygus bugs and mites, use 1 to 2 pints per acre. For cabbage loopers, cowpea curculio, surface feeding and climbing cutworms and stink bugs, use 2 pints per acre. Rates above 1 pint should not be applied closer than 15 days before harvest. Do not apply if the crop or weeds in the treatment area are in bloom.

TOMATOES: For control of aphids, armyworms up to third instar, flea beetles, leafhoppers, mites and psyllids, use 1 to 3 pints per acre. For cabbage loopers, use 2 to 3 pints per acre. Rates above 1 pint should not be applied closer than 15 days before harvest.

APPLY AT THE RATES INDICATED FOR THE FOLLOWING CROPS. MAKE NO APPLICATIONS CLOSER THAN 15 DAYS BEFORE HARVEST.

BEANS (Dry and Green): For control of aphids, armyworms up to third instar, flea beetles, leafhoppers, Lygus bugs and mites, use 1 to 3 pints per acre. For cowpea curculio, surface feeding and climbing cutworms and stink bugs, use 2 to 3 pints per acre. Rates above 1 pint should not be applied closer than 21 days



BEST AVAILABLE COPY

before harvest. Do not apply if the crop or weeds in the treatment area are in bloom.

CARROTS: For control of aphids, armyworms up to third instar, surface feeding and climbing cutworms, flea beetles, leafhoppers and mites, use 1 quart per acre. Do not feed tops.

CELERY: For control of aphids, armyworms up to third instar, cabbage loopers, flea beetles, leafhoppers, Lygus bugs, mites and stink bugs, use 1 quart per acre.

CUCUMBERS: For control of aphids and two-spotted mites, use 1/2 pint per acre.

ONIONS: For control of thrips, use 1/2 pint per acre.

PEPPERS: For control of aphids, armyworms up to third instar, surface feeding and climbing cutworms, flea beetles, leafhoppers and mites, use 1 quart per acre.

SPINACH: For control of aphids, armyworms up to third instar, flea beetles, leafhoppers, mites, seed corn maggots in crown and crown mites, use 1 to 2 pints per acre. For cabbage loopers, use 2 pints per acre. Rates above 1 pint should not be applied closer than 21 days before harvest.

TURNIPS: For control of aphids, armyworms up to third instar, flea beetles, leafhoppers, leaf miners and mites, use 1 to 1 1/2 pints per acre. For cabbage loopers, use 1 1/2 pints per acre. If tops are to be used for food or feed do not apply closer than 21 days before harvest.

APPLY AT THE RATES INDICATED FOR THE FOLLOWING CROPS. MAKE NO APPLICATIONS CLOSER THAN 21 DAYS BEFORE HARVEST.

LETTUCE: For control of aphids, armyworms up to third instar, cabbage loopers, flea beetles, leafhoppers and mites, use 1 quart per acre.

CONDITIONS OF SALE

All statements concerning the use of this product apply only when used as directed. THE MANUFACTURER MAKES NO WARRANTIES, EXPRESSED OR IMPLIED, CONCERNING THIS PRODUCT OR ITS USE,

