

50534-209

08/10/2009

1/31



UNITED STATES ENVIRONMENTAL PROTECTION AGENCY
WASHINGTON, D.C. 20460

OFFICE OF
PREVENTION, PESTICIDES AND
TOXIC SUBSTANCES

AUG 10 2009

Ms Pat Dinnen
GB Biosciences Corporation
P.O.BOX 18300
Greensboro, NC 27419-8300

Subject: Label Notification(s) for Pesticide Registration Notice 2007-4

Dear Registrant:

The Agency is in receipt of your Application(s) for Pesticide Notification under Pesticide Registration Notice (PRN) 2007-4 dated July 9, 2009 for:

EPA Registration 50534-209 Daconil 720 Flowable Fungicide

The Registration Division (RD) has conducted a review of this request for applicability under PRN 2007-4 and finds that the label change(s) requested falls within the scope of PRN-2007-4. The label has been date-stamped "Notification" and will be placed in our records.


Please be reminded that 40 CFR Part 156.140(a)(4) requires that a batch code, lot number, or other code identifying the batch of the pesticide distributed and sold be placed on nonrefillable containers. The code may appear either on the label (and can be added by non-notification/PR Notice 98-10) or durably marked on the container itself.

If you have any questions, please contact me directly at 703-305-6249 or Banza Djapao of my staff at 703-305-7269.

Sincerely,

A handwritten signature in cursive script, appearing to read "Rachel C. Holloman".

Linda Arrington
Notifications & Minor Formulations Team Leader
Registration Division (7505P)
Office of Pesticide Programs



United States

Environmental Protection Agency

Washington, DC 20460

☐ Registration

☐ Amendment

☒ Other

OPP Identifier Number

Notification

Application for Pesticide - Section I

| | | |
|--|--|--|
| 1. Company/Product Number 50534-209 | 2. EPA Product Manager Tony Kish | 3. Proposed Classification <input checked="" type="checkbox"/> None <input type="checkbox"/> Restricted |
| 4. Company/Product (Name) Daconil 720 Flowable Fungicide | PM# 22 | |
| 5. Name and Address of Applicant (Include ZIP Code) GB Biosciences Corporation P. O. Box 18300 Greensboro, NC 27419-8300 <input type="checkbox"/> Check if this is a new address | 6. Expedited Review. In accordance with FIFRA Section 3(c)(3) (b)(i), my product is similar or identical in composition and labeling to: EPA Reg. No. NOTIFICATION Product Name APR 10 2009 | |

Section - II

| | |
|--|--|
| <input type="checkbox"/> Amendment - Explain below. | <input type="checkbox"/> Final printed labels in response to Agency letter dated _____ |
| <input type="checkbox"/> Resubmission in response to Agency letter dated _____ | <input type="checkbox"/> "Me Too" Application. |
| <input checked="" type="checkbox"/> Notification - Explain below. | <input type="checkbox"/> Other - Explain below. |

Explanation: Use additional page(s) if necessary. (For Section I and Section II.)

Notification of label change per PR Notice 2007-4. This Notification is consistent with the guidance of PR Notice 2007-4 and the requirements of EPA's regulations at 40 CFR §§156.10, 156.140, 156.144 156.146, and 156.156. No other changes have been made to the labeling or the Confidential Statement of Formula for this product. I understand that it is a violation of 18 U.S.C. Sec. 1001 to willfully make any false statement to EPA. I further understand that if the amended label is not consistent with the requirements of 40 CFR §§156.10, 156.140, 156.144, 156.146, and 156.156, this product may be in violation of FIFRA and I may be subject to enforcement action and penalties under sections 12 and 14 of FIFRA.

GB Biosciences Corporation is amending the Storage and Disposal section of the label by Notification according to the directions stated in PR Notice 2007-4.

Section - III

| | | | |
|---|--|---|---|
| 1. Material This Product Will Be Packaged In: | | | 2. Type of Container |
| Child-Resistant Packaging <input type="checkbox"/> Yes* <input type="checkbox"/> No | Unit Packaging <input type="checkbox"/> Yes <input checked="" type="checkbox"/> No | Water Soluble Packaging <input type="checkbox"/> Yes <input checked="" type="checkbox"/> No | <input type="checkbox"/> Metal <input checked="" type="checkbox"/> Plastic <input type="checkbox"/> Glass <input type="checkbox"/> Paper <input type="checkbox"/> Other (Specify) _____ |
| <i>*Certification must be submitted</i> | | If "Yes" No. per Unit Packaging wgt. Container | If "Yes" No. per Unit Packaging wgt. container |
| 3. Location of Net Contents Information <input checked="" type="checkbox"/> Label <input type="checkbox"/> Container | | 4. Size(s) Retail Container 2.5 gal. | 5. Location of Label Directions <input checked="" type="checkbox"/> On Label <input type="checkbox"/> On Labeling accompanying product |
| 6. Manner in Which Label is Affixed to Product <input type="checkbox"/> Lithograph <input type="checkbox"/> Paper glued <input type="checkbox"/> Stenciled | | <input checked="" type="checkbox"/> Other <u>Pressure Sensitive</u> | |

Section - IV

| | | |
|--|-----------------------------------|---|
| 1. Contact Point (Complete items directly below for identification of individual to be contacted, if necessary, to process this application.) | | |
| Name Pat Dinnen | Title Label Group Leader | Telephone No. (Include Area Code) 336-632-2494 |
| Certification I certify that the statements I have made on this form and all attachments thereto are true, accurate and complete. I acknowledge that any knowingly false or misleading statement may be punishable by fine or imprisonment or both under applicable law. | | 6. Date Application Received (Stamped) |
| 2. Signature <i>Pat Dinnen</i> | 3. Title Regulatory Specialist | |
| 4. Typed Name Pat Dinnen | 5. Date July 9, 2009 | |

GB BIOSCIENCESTM CORPORATION

PO BOX 18300
GREENSBORO, NC 27419-8300
TELEPHONE (800) 334-9481
FAX (336) 632-2884

FedEx

July 9, 2009

Document Processing Desk (NOTIF)
Office of Pesticide Programs (7504P)
U.S. Environmental Protection Agency
Room S-4900, One Potomac Yard
2777 South Crystal Drive
Arlington, VA 22202-4501

Attention: Ms. Linda Arrington

**SUBJECT: DACONIL® 720 FLOWABLE FUNGICIDE
EPA REG. NO. 50534-209
NOTIFICATION OF LABEL CHANGE PER PR NOTICE 2007-4**

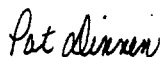
GB Biosciences Corporation is submitting Notification for Daconil 720 Flowable Fungicide, EPA Reg. No. 50534-209. GB Biosciences is amending the Storage and Disposal section of the label by Notification according to the directions stated in PR Notice 2007-4.

Attached are:

- One copy of the label with the changes clearly marked
- One unmarked copy of the label
- A CD of the unmarked copy of the label for "Electronic Comparison and Review"
- Certificate with Respect to Label Integrity Form
- Completed EPA Form 8570-1


Thank you in advance for approving this Notification. If you have any questions, please contact me at 336-632-2494.

Sincerely,



Pat Dinnen
Label Group Leader
Regulatory Affairs

Enclosures



4/31

NOTIFICATION

APR 10 2009

Daconil® 720

Flowable Fungicide

For control of turf and ornamental diseases

Active Ingredient:

Chlorothalonil (tetrachloroisophthalonitrile)..... 54.0%

Other Ingredients:..... 46.0%

Total:..... 100.0%

Contains 6.0 pounds chlorothalonil per gallon (720 grams per liter)

KEEP OUT OF REACH OF CHILDREN.

CAUTION

See additional precautionary statements and directions for use inside booklet.

EPA Reg. No. 50534-209

EPA Est. 50534-TX-001

2.5 gallons
Net Contents

| FIRST AID | |
|---|--|
| If swallowed | <ul style="list-style-type: none"> • Call a poison control center or doctor immediately for treatment advice. • Have person sip a glass of water if able to swallow. • Do not induce vomiting unless told to do so by a poison control center or doctor. • Do not give anything by mouth to an unconscious person. |
| If on skin or clothing | <ul style="list-style-type: none"> • Take off contaminated clothing. • Rinse skin immediately with plenty of water for 15-20 minutes. • Call a poison control center or doctor for treatment advice. |
| If inhaled | <ul style="list-style-type: none"> • Move person to fresh air. • If person is not breathing, call 911 or an ambulance, then give artificial respiration, preferably mouth to mouth, if possible. • Call a poison control center or doctor for further treatment advice. |
| If in eyes | <ul style="list-style-type: none"> • Hold eye open and rinse slowly and gently with water for 15-20 minutes. • Remove contact lenses, if present, after the first 5 minutes, then continue rinsing eye. • Call a poison control center or doctor for treatment advice. |
| NOTE TO PHYSICIAN | |
| Persons suffering with temporary allergic skin reactions may respond to treatment with oral antihistamines and topical or oral steroids. | |
| Have the product container or label with you when calling a poison control center or doctor or going for treatment. | |
| HOT LINE NUMBER | |
| For 24-Hour Medical Emergency Assistance (Human or Animal) or Chemical Emergency Assistance (Spill, Leak, Fire, or Accident), Call 1-800-888-8372 | |

PRECAUTIONARY STATEMENTS**Hazards to Humans and Domestic Animals****CAUTION**

Harmful if swallowed, absorbed through skin, or inhaled. Causes moderate eye irritation. Avoid contact with skin, eyes, or clothing. Avoid breathing spray mist. Prolonged or frequently repeated skin contact may cause allergic reactions in some individuals.

Personal Protective Equipment (PPE)

Some materials that are chemical-resistant to this product are made of any waterproof material. If you want more options, follow the instructions for Category A on an EPA chemical resistance category selection chart.

Mixers, Loaders, Applicators and all other handlers must wear:

- long-sleeved shirt and long pants
- chemical resistant gloves made of any waterproof material
- shoes plus socks
- NIOSH approved dust/mist filtering respirator (MSHA/NIOSH approval number prefix TC-21C) or a NIOSH approved respirator with any N, R, P or HE filter for applicators and handlers in enclosed areas such as a greenhouse.

Follow manufacturer's instructions for cleaning/maintaining PPE. If no such instructions for washables, use detergent and hot water. Keep and wash PPE separately from other laundry.

Engineering Control Statements

When handlers use closed systems, enclosed cabs, or aircraft in a manner that meets the requirements listed in the Worker Protection Standard (WPS) for agricultural pesticides [40 CFR 170.240(d)(4-6)], the handler PPE requirements may be reduced or modified as specified in the WPS.

User Safety Recommendations:

Users should:

- Wash hands before eating, drinking, chewing gum, using tobacco or using the toilet.
- Remove PPE immediately after handling this product. Wash the outside of gloves before removing. As soon as possible, wash thoroughly and change into clean clothing.
- Remove clothing immediately if pesticide gets inside. Then wash thoroughly and put on clean clothing.

Environmental Hazards

This product is toxic to aquatic invertebrates and wildlife. DO NOT apply directly to water, to areas where surface water is present or to intertidal areas below the mean high water mark. Drift and runoff may be hazardous to aquatic organisms in neighboring areas. DO NOT contaminate water when disposing of equipment wash water or rinsate.

This chemical is known to leach through soil into groundwater under certain conditions as a result of label use. Use of this chemical in areas where soils are permeable, particularly where the water table is shallow, may result in groundwater contamination.

This chemical can contaminate surface water through spray drift. Under some conditions, it may have a high potential for runoff into surface water for several days to weeks after application. These include poorly draining or wet soils with readily visible slopes toward adjacent surface waters, frequently flooded areas, areas over-laying extremely shallow ground water, areas with infield canals or ditches that drain to surface water, areas not separated from adjacent surface waters with vegetated filter strips, and areas over-laying tile drainage systems that drain to surface water.

CONDITIONS OF SALE AND LIMITATION OF WARRANTY AND LIABILITY

NOTICE: Read the entire Directions for Use and Conditions of Sale and Limitation of Warranty and Liability before buying or using this product. If the terms are not acceptable, return the product at once, unopened, and the purchase price will be refunded.

The Directions for Use of this product must be followed carefully. It is impossible to eliminate all risks inherently associated with the use of this product. Crop injury, ineffectiveness or other unintended consequences may result because of such factors as manner of use or application, weather or crop conditions, presence of other materials or other influencing factors in the use of the product, which are beyond the control of GB Biosciences or Seller. To the extent permitted by applicable law, Buyer and User agree to hold GB Biosciences and Seller harmless for any claims relating to such factors.

GB Biosciences warrants that this product conforms to the chemical description on the label and is reasonably fit for the purposes stated in the Directions for Use, subject to the inherent risks referred to above, when used in accordance with directions under normal use conditions. To the extent permitted by applicable law: (1) this warranty does not extend to the use of this product contrary to label instructions or under conditions not reasonably foreseeable to or beyond the control of Seller or GB Biosciences, and, (2) Buyer and User assume the risk of any such use. **TO THE EXTENT PERMITTED BY APPLICABLE LAW, GB BIOSCIENCES MAKES NO WARRANTIES OF MERCHANTABILITY OR OF FITNESS FOR A PARTICULAR PURPOSE NOR ANY OTHER EXPRESS OR IMPLIED WARRANTY EXCEPT AS WARRANTED BY THIS LABEL.**

To the extent permitted by applicable law, in no event shall GB Biosciences be liable for any incidental, consequential or special damages resulting from the use or handling of this product. **TO THE EXTENT PERMITTED BY APPLICABLE LAW, THE EXCLUSIVE REMEDY OF THE USER OR BUYER, AND THE EXCLUSIVE LIABILITY OF GB BIOSCIENCES AND SELLER FOR ANY AND ALL CLAIMS, LOSSES, INJURIES OR DAMAGES (INCLUDING CLAIMS BASED ON BREACH OF**

WARRANTY, CONTRACT, NEGLIGENCE, TORT, STRICT LIABILITY OR OTHERWISE) RESULTING FROM THE USE OR HANDLING OF THIS PRODUCT, SHALL BE THE RETURN OF THE PURCHASE PRICE OF THE PRODUCT OR, AT THE ELECTION OF GB BIOSCIENCES OR SELLER, THE REPLACEMENT OF THE PRODUCT.

GB Biosciences and Seller offer this product, and Buyer and User accept it, subject to the foregoing Conditions of Sale and Limitation of Warranty and Liability, which may not be modified except by written agreement signed by a duly authorized representative of GB Biosciences.

Read entire label carefully and use only as directed.

DIRECTIONS FOR USE

It is a violation of Federal law to use this product in a manner inconsistent with its labeling.

Daconil 720 Flowable Fungicide should be used only in accordance with recommendations on this label or in separately published GB Biosciences supplemental labeling recommendations for this product.

DO NOT apply this product in a way that will contact workers or other persons, or pets either directly or through drift. Only protected handlers may be in the area during application. For any requirements specific to your State or Tribe, consult the agency responsible for pesticide regulation.

AGRICULTURAL USE REQUIREMENTS

Use this product only in accordance with its labeling and with the Worker Protection Standard, 40 CFR part 170. This Standard contains requirements for the protection of agricultural workers on farms, forests, nurseries, and greenhouses and handlers of agricultural pesticides. It contains requirements for training, decontamination, notification, and emergency assistance. It also contains specific instructions and exceptions pertaining to the statements on this label about personal protective equipment (PPE) and restricted-entry interval. The requirements in this box only apply to uses of this product that are covered by the Worker Protection Standard.

DO NOT enter or allow workers to enter treated areas during the restricted entry interval (REI) of 12 hours.

PPE required for early entry to treated areas that is permitted under the Worker Protection Standard and that involves contact with anything that has been treated, such as plants, soil, or water, is: coveralls, chemical resistant gloves made of any waterproof material, shoes plus socks, protective eyewear.

Special Eye Irritation Provisions: This product is a severe eye irritant. Although the restricted entry interval expires after 12 hours, for the next 6.5 days entry is permitted only when the following safety measures are provided:

- (1) At least one container designed specifically for flushing eyes must be available in operating condition at the WPS required decontamination site intended for workers entering the treated area.
- (2) Workers must be informed, in a manner they can understand:
 - that residues in the treated area may be highly irritating to their eyes
 - that they should take precautions, such as refraining from rubbing their eyes, to keep the residues out of their eyes
 - that if they do get residues in their eyes, they should immediately flush their eyes using the eyeflush container that is located at the decontamination site or using other readily available clean water, and
 - how to operate the eyeflush container

Non-Agricultural Uses

For use to control diseases on turf on golf courses, lawns around commercial and industrial buildings, and professional and collegiate athletic fields.

For use to control diseases on ornamentals on golf courses and landscape areas around residential, institutional, public, commercial and industrial buildings, parks, recreational areas and athletic fields.

NON-AGRICULTURAL USE REQUIREMENTS

The requirements in this box apply to uses of this product that are NOT within the scope of the Worker Protection Standard for agricultural pesticides (40 CFR Part 170). The WPS applies when this product is used to produce agricultural plants on farms, forests, nurseries, or greenhouses.

DO NOT enter or allow others to enter area until sprays have dried.

GENERAL INFORMATION

Daconil 720 Flowable Fungicide is an excellent disease control agent when used according to label directions for control of a broad spectrum of plant diseases. Daconil 720 Flowable Fungicide is recommended for use in programs that are compatible with the principles of Integrated Pest Management (IPM), which include the use of disease resistant crop varieties, cultural practices, pest scouting and disease forecasting systems, which reduce unnecessary applications of pesticides.

Daconil 720 Flowable Fungicide is effective for strategic use in programs that attempt to minimize disease resistance to fungicides. Some other fungicides that are at risk from

disease resistance exhibit a single-site mode of fungicidal action. Daconil 720 Flowable Fungicide, with a multi-site mode of action, may be used to delay or prevent the development of resistance to single-site fungicides. Consult your Federal or State Cooperative Extension Service representatives for guidance on the proper use of Daconil 720 Flowable Fungicide in programs which seek to minimize the occurrence of disease resistance to other fungicides.

GENERAL PRECAUTIONS AND RESTRICTIONS

Do not use on home lawns and turf sites associated with apartment buildings, daycare centers, playgrounds, playfields, recreational park athletic fields, athletic fields located on or next to schools (ie., elementary, middle and high schools), campgrounds, churches, and theme parks.

Agricultural Use Sites Only (sod farms, farms, forests, nurseries and greenhouses): This product must not be applied within 150 feet for aerial applications, or 25 feet for ground applications of marine/estuarine water bodies unless there is an untreated buffer area of that width between the area to be treated and the water body.

DO NOT combine Daconil 720 Flowable Fungicide in the spray tank with pesticides, surfactants or fertilizers, unless your prior use has shown the combination physically compatible, effective and noninjurious under your conditions of use. DO NOT combine Daconil 720 Flowable Fungicide with Dipel[®], Latron B-1956[®] or Latron AG-98[®], horticultural oil, and products containing xylene as phytotoxicity may result from the combination when applied to some species on this label.

The required amount of Daconil 720 Flowable Fungicide should be added slowly into the spray tank during filling. With concentrate sprays, pre-mix the required amount of Daconil 720 Flowable Fungicide in a clean container and add to the spray tank as it is being filled. Keep agitator running when filling spray tank and during spray operations.

SPRAY DRIFT PRECAUTIONS

Avoiding spray drift at the application site is the responsibility of the applicator. The interaction of many equipment and weather related factors determine the potential for spray drift. The applicator and the grower are responsible for considering all these factors when making decisions.

The following drift management requirements must be followed to avoid off target drift movement from aerial applications to agricultural field crops. These requirements do not apply to forestry applications, public health uses or applications using dry formulations.

1. The distance of the outer most nozzles on the boom must not exceed $\frac{3}{4}$ the length of the wingspan or rotor.

2. Nozzles must always point backward parallel with the air stream and never be pointed downwards more than 45 degrees.

Where states have more stringent regulations, they should be observed.

The applicator should be familiar with and take into account the information covered in the **Aerial Drift Reduction Advisory Information**.

Aerial Drift Reduction Advisory Information

[This section is advisory in nature and does not supersede the mandatory label requirements.]

Information on Droplet Size

The most effective way to reduce drift potential is to apply large droplets. The best drift management strategy is to apply the largest droplets that provide sufficient coverage and control. Applying larger droplets reduces drift potential, but will not prevent drift if applications are made improperly, or under unfavorable conditions (see Wind, Temperature).

Controlling Droplet Size

- **Volume** - Use high flow rate nozzles to apply the highest practical spray volume. Nozzles with higher rated flows produce larger droplets.
- **Pressure** - Do not exceed the nozzle manufacturer's recommended pressures. For many nozzle types, lower pressure produces larger droplets. When higher flow rates are needed, use higher flow rate nozzles instead of increasing pressure.
- **Number of Nozzles** - Use the minimum number of nozzles that provide uniform coverage.
- **Nozzle Orientation** - Orienting the nozzles so that the spray is released parallel to the air stream produces larger droplets than other orientations and is the recommended practice. Significant deflection from horizontal will reduce droplet size and increase drift potential.
- **Nozzle Type** - Use a nozzle type that is designed for the intended application. With most nozzle types, narrower spray angles produce larger droplets. Consider using low-drift nozzles. Solid stream nozzles oriented straight back produce the largest droplets and the lowest drift potential.

Boom Length

For some use patterns, reducing the effective boom length to less than $\frac{3}{4}$ of the wingspan or rotor length may further reduce drift without reducing swath width.

Application Height

Applications should not be made at a height greater than 10 ft. above the top of the largest plants, unless a greater height is required for aircraft safety. Making applications at the lowest height that is safe reduces exposure of droplets to evaporation and wind.

Swath Adjustment

When applications are made with a crosswind, the swath will be displaced downwind. Therefore, on the upwind and downwind edges of the field, the applicator must compensate for this displacement by adjusting the path of the aircraft upwind. Swath adjustment distance should increase with increasing drift potential (higher wind, smaller drops, etc.).

Wind

Drift potential is lowest between wind speeds of 2-10 mph. However, many factors, including droplet size and equipment type, determine drift potential at any given speed. Application should be avoided below 2 mph due to variable wind direction and high inversion potential. NOTE: Local terrain can influence wind patterns. Every applicator should be familiar with local wind patterns and how they affect spray drift.

Temperature and Humidity

When making applications in low relative humidity, set up equipment to produce larger droplets to compensate for evaporation. Droplet evaporation is most severe when conditions are both hot and dry.

Temperature Inversions

Applications should not occur during a temperature inversion because drift potential is high. Temperature inversions restrict vertical air mixing, which causes small suspended droplets to remain in a concentrated cloud. This cloud can move in unpredictable directions due to the light variable winds common during inversions. Temperature inversions are characterized by increasing temperatures with altitude and are common on nights with limited cloud cover and light to no wind. They begin to form as the sun sets and often continue into the morning. Their presence can be indicated by ground fog; however, if fog is not present, inversions can also be identified by the movement of smoke from a ground source or an aircraft smoke generator. Smoke that layers and moves laterally in a concentrated cloud (under low wind conditions) indicates an inversion, while smoke that moves upward and rapidly dissipates indicates good vertical air mixing.

Sensitive Areas

The pesticide should only be applied when the potential for drift to adjacent sensitive areas (e.g., residential areas, bodies of water, known habitat for threatened or endangered species, nontarget crops) is minimal (e.g., when wind is blowing away from the sensitive areas).

APPLICATION

Application and Calibration Techniques for Sprinkler Irrigation – Chemigation

Apply this product only through center pivot, motorized lateral move, solid set or portable (wheel move, side roll, end tow, or hand move) irrigation system(s). **DO NOT** apply this product through any other type of irrigation system. **DO NOT** use Daconil 720 Flowable Fungicide through sprinkler irrigation equipment on golf courses.

Crop injury, lack of effectiveness, or illegal pesticide residues in the crop can result from non-uniform distribution of treated water.

If you have questions about calibration, you should contact State Extension Service specialists, equipment manufacturers or other experts.

DO NOT apply this product through irrigation systems connected to a public water system. "Public water system" means a system for the provision to the public of piped water for human consumption if such system has at least 15 service connections or regularly serves an average of at least 25 individuals daily at least 60 days per year.

Controls for both irrigation water and pesticide injection systems must be functionally interlocked, so as to automatically terminate pesticide injection when the irrigation water pump motor stops. A person knowledgeable of the irrigation system and responsible for its operation shall be present so as to discontinue pesticide injection and make necessary adjustments, should the need arise.

The irrigation water pipeline must be fitted with a functional, automatic, quick-closing check valve to prevent the flow of treated irrigation water back toward the water source. The pipeline must also be fitted with a vacuum relief valve and low pressure drain, located between the irrigation water pump and the check valve, to prevent back-siphoning of treated irrigation water into the water source.

Always inject Daconil 720 Flowable Fungicide into irrigation water after it discharges from the irrigation pump and after it passes through the check valve. Never inject pesticides into the intake line on the suction side of the pump.

Pesticide injection equipment must be fitted with a functional, normally closed, solenoid-operated valve located on the intake side of the injection pump. Interlock this valve to the power system, so as to prevent fluid from being withdrawn from the chemical supply tank when the irrigation system is either automatically or manually turned off.

The pesticide injection pipeline must contain a functional, automatic, quick-closing check valve to prevent the flow of fluid back toward the injection pump.

The irrigation line or water pump must include a functional pressure switch which will stop the water pump motor when the water pressure decreases to the point where pesticide distribution is adversely affected.

Spray mixture in the chemical supply tank must be agitated at all times, otherwise settling and uneven application may occur. DO NOT apply when wind speed favors drift beyond the area intended for treatment.

Systems must use a metering pump, such as a positive displacement injection pump (e.g., diaphragm pump), effectively designed and constructed of materials that are compatible with pesticides and capable of being fitted with a system interlock.

Daconil 720 Flowable Fungicide may be used through two basic types of sprinkler irrigation systems as outlined in Sections A and B below. Determine which type of system is in place; then refer to the appropriate directions provided for each type.

A. Center Pivot, Motorized Lateral Move and Traveling Gun Irrigation Equipment

For injection of pesticides, these continuously moving systems must use a positive displacement injection pump, of either diaphragm or piston type, constructed of materials that are compatible with pesticides and capable of being fitted with a system interlock and capable of injection at pressures approximately 2-3 times those encountered within the irrigation water line. Venturi applicator units cannot be used on these systems.

Fill chemical supply tank of injection equipment with water. Operate system for one complete revolution or run across the field, measuring time required, amount of water injected, and acreage covered.

Thoroughly mix recommended amount of Daconil 720 Flowable Fungicide for acreage to be covered into same amount of water used during calibration and inject into system continuously for one revolution or run. Mixture in the chemical supply tank must be continuously agitated during the injection run. Shut off injection equipment after one revolution or run, but continue to operate irrigation system until Daconil 720 Flowable Fungicide has been cleared from last sprinkler head.

B. Solid Set and Portable (Wheel Move, Side Roll, End Tow, or Hand Move) Irrigation Equipment

With stationary systems, an effectively designed in-line Venturi applicator unit is preferred which is constructed of materials that are compatible with pesticides; however, a positive-displacement pump can also be used.

Determine acreage covered by sprinkler. Fill tank of injection equipment with water and adjust flow to use contents over a thirty to forty-five minute period. Mix desired amount of Daconil 720 Flowable Fungicide for acreage to be covered with water so that the total mixture of Daconil 720 Flowable Fungicide plus water in the injection tank is equal to the quantity of water used during calibration, and operate entire system at normal pressures recommended by the manufacturer of injection equipment used, for amount of time established during calibration. Agitation is recommended. Daconil 720 Flowable Fungicide can be injected at the beginning or end of the irrigation cycle or as a separate application. Stop injection equipment after treatment is completed and continue to operate irrigation system until Daconil 720 Flowable Fungicide has been cleared from last sprinkler head.

DIRECTIONS FOR APPLICATION

TURF

Do not use on home lawns and turf sites associated with apartment buildings, daycare centers, playgrounds, playfields, recreational park athletic fields, athletic fields located on or next to schools (ie., elementary, middle and high schools), campgrounds, churches, and theme parks.

Group A. Golf Course Fairways, Lawns (around commercial and industrial buildings), and Other Turfgrasses (professional and collegiate athletic fields) and Ornamental Turfgrass:

Do not apply more than 34.7 pints/acre (12.7 fl. oz./1000 sq. ft.) of Daconil 720 Flowable Fungicide per growing season (26 lb. a.i./acre/growing season). The minimum re-treatment interval for single application rates **up to** 9.75 pints/acre (3.6 fl. oz./1000 sq. ft.) of Daconil 720 Flowable Fungicide (7.3 lb. a.i./acre) is 7 days. Do not apply more than one application of a rate greater than 9.75 pints/acre (3.6 fl. oz./1000 sq. ft.) of Daconil 720 Flowable Fungicide (7.3 lb. a.i./acre) per growing season. The maximum single application rate is 15.1 pints/acre (5.5 fl. oz./1000 sq. ft.) of Daconil 720 Flowable Fungicide (11.3 lb. a.i./acre).

Sod Farms:

Do not use for sod farms at application rates greater than 13 pounds of active ingredient, per acre, per year. Do not apply more than 17 pints/acre (6.4 fl. ozs./1000 sq. ft.) of Daconil 720 Flowable Fungicide per growing season (13 lbs. a.i./acre) per growing season. The minimum re-treatment interval for single application rates **up to** 9.7 pints/acre (3.5 fl. ozs./1000 sq. ft.) of Daconil 720 Flowable Fungicide (7.3 lbs. a.i./acre) is 7 days. Do not apply more than one application of a rate greater than 9.7 pints/acre (3.5 fl. ozs./1000 sq. ft.) of Daconil 720 Flowable Fungicide (7.3 lbs. a.i./acre) per growing season. The maximum single application rate is 15 pints/acre (12.5 fl. ozs./1000 sq. ft.) of Daconil 720 Flowable Fungicide (11.3 lbs. a.i./acre).

NOTE: Sod farm turf treated with chlorothalonil prior to harvest must be mechanically cut, rolled and harvested.

Apply Daconil 720 Flowable Fungicide in 30 to 40 gallons of water per acre. Begin applications when conditions favor disease development and repeat applications as long as these conditions persist. Under severe disease conditions use the highest rate and shortest interval corresponding with the application schedule selected from the table below.

DO NOT mow or water after treatment until spray deposited on turfgrass is thoroughly dry; Daconil 720 Flowable Fungicide should always be used in conjunction with good turf management practices.

Group B. Golf Course Tees and Greens

Golf Course Tees: Do not apply more than 69.3 pints/acre (25.4 fl. oz./1000 sq. ft.) of Daconil 720 Flowable Fungicide (52 lb. a.i./acre) per growing season. The minimum re-treatment interval for single application rates **up to** 9.75 pints/acre (3.6 fl. oz./1000 sq. ft.) of Daconil 720 Flowable Fungicide (7.3 lb. a.i./acre) is 7 days. The minimum re-treatment interval after an application of a rate **greater than** 9.75 pints/acre (3.6 fl. oz./1000 sq. ft.) of Daconil 720 Flowable Fungicide (7.3 lb. a.i./acre) is 14 days. Do not apply more than two applications of a rate greater than 9.75 pints/acre (3.6 fl. oz./1000 sq. ft.) of Daconil 720 Flowable Fungicide (7.3 lb. a.i./acre) per growing season. The maximum single application rate is 15.1 pints/acre (5.5 fl. oz./1000 sq. ft.) of Daconil 720 Flowable Fungicide (11.3 lb. a.i./acre).

Golf Course Greens: Do not apply more than 97.3 pints/acre (35.7 fl. oz./1000 sq. ft.) of Daconil 720 Flowable Fungicide (73 lb. a.i./acre) per growing season. The minimum re-treatment interval for single application rates **up to** 9.75 pints/acre (3.6 fl. oz./1000 sq. ft.) of Daconil 720 Flowable Fungicide (7.3 lb. a.i./acre) is 7 days and the minimum re-treatment interval after an application of a rate **greater than** 9.75 pints/acre (3.6 fl. oz./1000 sq. ft.) of Daconil 720 Flowable Fungicide (7.3 lb. a.i./acre) is 14 days. Do not apply more than two applications of a rate greater than 9.75 pints/acre (3.6 fl. oz./1000 sq. ft.) of Daconil 720 Flowable Fungicide (7.3 lb. a.i./acre) per growing season. The maximum single application rate is 15.1 pints/acre (5.5 fl. oz./1000 sq. ft.) of Daconil 720 Flowable Fungicide (11.3 lb. a.i./acre).

Apply Daconil 720 Flowable Fungicide in an adequate amount of water to provide complete coverage. This amount may vary from 90 to 450 gallons per acre. See table below for suggested rates and timing. Under severe disease conditions use the highest rate and shortest interval corresponding with the application schedule selected from the table below.

DO NOT mow or water after treatment until spray deposited on turfgrass is thoroughly dry; Daconil 720 Flowable Fungicide should always be used in conjunction with good turf management practices.

| | | Pre-Disease Rates ^a | | | Post-Disease Rates ^a | | |
|---|-----------------------------|--------------------------------|-------------------------|-------------------------|---------------------------------|---------------------|--------------|
| Diseases Controlled* | Application Interval (Days) | fl. oz. product/ 1000 sq ft | pints product/ acre | lb a.i./acre | fl. oz. product/ 1000 sq ft | pints product/ acre | lb a.i./acre |
| Dollar Spot | 7 to 10 | 1.0 ^b to 2.0 | 2.8 ^b to 5.0 | 2.1 ^b to 4.1 | - | - | - |
| | 7 to 21 | 2.0 to 3.6 | 5.5 to 9.75 | 4.1 to 7.3 | - | - | - |
| | 14 | - | - | - | 4.0 to 5.5 | 11 to 15.1 | 8.25 to 11.3 |
| Leaf Spot | 7 to 10 | 2.0 | 5.5 | 4.1 | - | - | - |
| Melting-Out | 7 to 21 | 2.0 to 3.6 | 5.5 to 9.75 | 4.1 to 7.3 | - | - | - |
| Brown Blight | 14 | - | - | - | 4.0 to 5.5 | 11 to 15.1 | 8.25 to 11.3 |
| Brown Patch | 7 to 14 | 2.0 to 3.6 | 5.5 to 9.75 | 4.1 to 7.3 | - | - | - |
| | 14 | - | - | - | 4.0 to 5.5 | 11 to 15.1 | 8.25 to 11.3 |
| Gray Leaf Spot | 7 to 10 | 2.0 to 3.6 | 5.5 to 9.75 | 4.1 to 7.3 | - | - | - |
| | 14 | - | - | - | 4.0 to 5.5 | 11 to 15.1 | 8.25 to 11.3 |
| Red Thread | 7 to 10 | 2.0 to 3.6 | 5.5 to 9.75 | 4.1 to 7.3 | - | - | - |
| | 14 | 3.6 to 5.5 | 9.9 to 15.1 | 7.4 to 11.3 | 5.5 | 15.1 | 11.3 |
| Anthracnose | 7 to 14 | 3.0 to 3.6 | 8.3 to 9.75 | 6.2 to 7.3 | - | - | - |
| | 14 | 3.6 to 5.5 | 9.9 to 15.1 | 7.4 to 11.3 | - | - | - |
| Copper Spot | 14 | 4.0 to 5.5 | 11 to 15.1 | 8.25 to 11.3 | 5.5 | 15.1 | 11.3 |
| Stem Rust (Bluegrass) | 14 | 4.0 to 5.5 | 11 to 15.1 | 8.25 to 11.3 | 5.5 | 15.1 | 11.3 |
| Dichondra Leaf Spot (CA only) | 14 | 4.0 to 5.5 | 11 to 15.1 | 8.25 to 11.3 | 5.5 | 15.1 | 11.3 |
| Gray Snow Mold ^c | 30 | 5.5 | 15.1 | 11.3 | - | - | - |
| Fusarium (Gerlachia) Patch ^c | 21 to 28 | 5.5 | 15.1 | 11.3 | - | - | - |
| Algae ^c | 7 to 14 | 2.0 to 3.6 | 5.5 to 9.75 | 4.1 to 7.3 | 2.0 to 3.6 | 5.5 to 9.75 | 4.1 to 7.3 |
| | 14 | - | - | - | 4.0 to 5.5 | 11 to 15.1 | 8.25 to 11.3 |

^a**Group A Turf:** Limit of one application per season at rates greater than 7.3 lb a.i./acre (9.75 pints/acre or 3.6 fl oz/1000 sq ft of Daconil 720 Flowable Fungicide.

Group B Turf: Limit of two applications per season at rates greater than 7.3 lb ai/acre (9.75 pints/acre or 3.6 oz/1000 sq ft of Daconil 720 Flowable Fungicide.

^bLow rate is not effective on intensively mowed turfgrasses such as golf course tees and greens.

^cSee specific use directions below.

*Diseases listed are caused by fungi, some of which are named as follows:

- Dollar Spot: *Sclerotinia homeocarpa*; *Lanzia* or *Moellerodiscus* spp.
- Leaf Spots, Melting-Out, Brown Blight: *Drechslera* spp. (including *D. poae*, *D. siccans*), *Bipolaris sorokiniana*, *Curvularia* spp.
- Brown Patch: *Rhizoctonia solani*, *R. zeae*, *R. cerealis*
- Gray Leaf Spot: *Pyricularia grisea*, *P. oryzae*
- Red Thread: *Laetisaria fuciformis*
- Anthracnose: *Colletotrichum graminicola*
- Copper Spot: *Gloeocercospora sorghi*
- Stem Rust: *Puccinia graminis*
- Dichondra Leaf Spot: *Alternaria* spp.
- Gray Snow Mold: *Typhula* spp.
- Fusarium (Gerlachia) Patch
- Algae

Gray Snow Mold caused by *Typhula* spp. - Group A and B - Turf: Apply in sufficient water to obtain adequate coverage (2 to 10 gallons per 1,000 sq ft). Apply one application 15.1 pints/acre (5.5 fl. oz./1000 sq. ft.) of Daconil 720 Flowable Fungicide (11.3 lb. a.i./acre). Application must be made before snow cover in autumn. Group B Turf: if snow cover is intermittent or lacking during the winter, a second application of Daconil 720 Flowable Fungicide at 15.1 pints/acre (5.5 fl. oz./1000 sq. ft.) may be applied one month after the first application.

Fusarium (Gerlachia) Patch: Group A and B Turf: In areas where pink snow mold (Gerlachia or Fusarium patch) is likely to occur, apply Daconil 720 Flowable Fungicide at 15.1 pints/acre (5.5 fl. oz./1000 sq. ft.) (11.3 lb. a.i./acre) in combination with products containing iprodione at 88 oz. a.i./acre (2 oz. a.i./1000 sq ft) of turf area. Read and observe all label directions for products containing these active ingredients. For control of Fusarium patch only in areas where snow cover is intermittent or lacking during the winter, apply 15.1 pints/acre (5.5 fl. oz./1000 sq. ft.) of Daconil 720 Flowable Fungicide (11.3 lb. a.i./acre). Make application in late autumn. Group B Turf: Apply a second application of 15.1 pints/acre (5.5 fl. oz./1000 sq. ft.) of Daconil 720 Flowable Fungicide 21 to 28 days after the first application unless conditions favorable for Fusarium patch no longer prevail.

Algae: Group A and B Turf: For prevention of algae on turfgrasses, apply Daconil 720 Flowable Fungicide at the rate of 5.5 to 9.75 pints/acre (2.0 to 3.6 fl. oz./1000 sq. ft.) (4.1 to 7.3 lb. a.i./acre) on a 7 to 14 day schedule. Under severe algae conditions use the 9.75 pints/acre (3.6 fl. oz./1000 sq. ft.) rate and apply on a 7 day schedule.

When algae is well established, every attempt should be made to dry out the afflicted area. Once dry, spiking or verticutting should be done to enhance turfgrass recovery in conjunction with a Daconil 720 Flowable Fungicide application at the rate of 11 to 15.1 pints/acre (4.0 to 5.5 fl. oz./1000 sq. ft.). Group B Turf: A second application of Daconil 720 Flowable Fungicide at the 15.1 pints/acre (5.5 fl. oz./1000 sq. ft.) rate may be made 14 days after the first application.

Group A and B Turf: Following application of the 15.1 pints/acre (5.5 fl. oz./1000 sq. ft.) rate, several applications of Daconil 720 Flowable Fungicide at a rate of 5.5 to 9.75 pints/acre (2.0 to 3.6 fl. ozs./1000 sq. ft.) (4.1 to 7.3 lb. a.i./acre) on a 7 to 14 day interval may be necessary for turfgrass recovery. Only a preventive spray program with Daconil 720 Flowable Fungicide will prevent a recurrence of the algae when environmental conditions are favorable.

ORNAMENTAL PLANTS

Apply Daconil 720 Flowable Fungicide at a rate of 1 3/8 pints (1.0 lb. a.i.) per 100 gallons of water unless other directions are given in the tables below. DO NOT apply more than 48.5 pints Daconil 720 Flowable Fungicide (36.4 lb. a.i./acre) per growing season to field grown ornamentals. Apply in a spray to run-off, when conditions are favorable for disease development. Repeat applications at 7 to 14 day intervals until conditions are no longer favorable. During periods when conditions favor severe disease incidence, generally cloudy or wet weather, apply Daconil 720 Flowable Fungicide at 7 day intervals. The minimum re-treatment interval is 7 days. Daconil 720 Flowable Fungicide should be applied to plants when both foliage and flowers are dry, or nearly dry.

DO NOT combine Daconil 720 Flowable Fungicide in the spray tank with pesticides, surfactants or fertilizers, unless your prior use has shown the combination to be physically compatible, effective and non-injurious under your conditions of use.

Daconil 720 Flowable Fungicide may be used in greenhouses. DO NOT use mist blowers or high pressure spray equipment when making applications of Daconil 720 Flowable Fungicide in greenhouses.

Use of Daconil 720 Flowable Fungicide is recommended for control of fungal diseases referred to by numbers in parentheses following each ornamental. Ornamentals listed on this label have been tested and found to tolerate applications of Daconil 720 Flowable Fungicide at the recommended rates. The user should test for possible phytotoxic responses, using recommended rates on ornamental plants on a small area prior to commercial use. Applications made during bloom may damage flowers and/or fruits.

Fruits and other structures which may be borne on treated plants MUST NOT BE EATEN.

Ornamentals recommended for treatment with Daconil 720 Flowable Fungicide

Broadleaf Shrubs And Trees

| | |
|----------------------------|----------------------------|
| Andromeda (Pieris) (4) | Holly (1) |
| Ash (Fraxinus) (1) | Lilac (5) |
| Aspen (1) | Magnolia (1) |
| Azalea (1,2,4) | Maple (1) |
| Buckeye, Horsechestnut (1) | Mountain Laurel (1) |
| Cherry-Laurel (1) | Oak (red group only) (1,7) |
| Crabapple (1,6,8) | Oregon-Grape (Mahonia) (6) |
| Dogwood (1) | Photinia (1) |
| Eucalyptus (3) | Poplar (1) |
| Euonymus (1) | Privet (Ligustrum) (1) |
| Firethorn (Pyracantha) (1) | Rhododendron (1,2,4) |
| Flowering Almond (1,2) | Sand Cherry (1,2) |
| Flowering Cherry (1,2) | Sequoia (1) |
| Flowering Peach (1,2) | Spiraea (1) |
| Flowering Plum (1,2) | Sycamore, Planetree (1) |
| Flowering Quince (1,2) | Viburnum (5) |
| Hawthorn (1,6) | Walnut (Juglans) (1) |

Flowering Plants^a and Bulbs

| | |
|--------------------------------|-----------------------------|
| Arabian Violet (2) | Iris, bulbous (1) |
| Begonia (1) | Lily (1) |
| Camellia (2) | Lily, Asiatic (1) |
| Carnation (1,2) | Marigold (1) |
| Chrysanthemum (1,2) | Narcissus (1) |
| Crocus (1) | Pansy (1) |
| Daffodil (1) | Petunia (1,4) |
| Daisy (1) | Phlox (1) |
| Geranium (1,6) | Poinsettia ^b (1) |
| Gladiolus (1,2) | Rose ^c (1) |
| Hollyhock (6) | Statice (1) |
| Hydrangea (foliage only) (1,6) | Tulip (1) |
| Iris (1,2) | Zinnia (1,5) |

^aAvoid applications during bloom period on plants where flower injury is unacceptable.

^bDiscontinue applications prior to bract formation; phytotoxicity is possible on the bracts.

^cUse 1 pint Daconil 720 Flowable Fungicide (0.75 lb. a.i.) per 100 gallons of water.

Foliage Plants

| | |
|----------------------------|-------------------------------|
| Aglaonema (1) | Ming Aralia (1) |
| Areca Palm (1) | Oyster Plant (Rhoeo) (1) |
| Artemesia (1) | Pachysandra ^d (1) |
| Dumbcane (Dffenbachia) (1) | Parlor Palm (Chamaedorea) (1) |
| Dracaena (1) | Peperomia (1) |
| Fatsia (Aralia) (1) | Philodendron (1,4) |
| Ficus (1) | Prayer Plant (Maranta) (1) |
| | Syngonium (1) |
| Lipstick Plant (1) | Zebra Plant (Aphelandra) (1) |

^dUse 2¾ pints of Daconil 720 Flowable Fungicide (2.1 lb a.i.) per 100 gallons of water.

Diseases Controlled with Daconil 720 Flowable Fungicide

1. Leaf Spots/Foliar Blights:

| | |
|--|--|
| Actinopelte leaf spot | Fabraea (Entomosporium) leaf spot |
| Alternaria leaf spot/leaf blight | Fusarium leaf spot |
| Anthraxnose leaf blotch, spot | Gloeosporium black leaf spot |
| Anthraxnose (Discula) blight | Ink spot (Drechslera) |
| Ascochyta blight | Marssonina leaf spot |
| Bipolaris (Helminthosporium) leaf spot | Monilinia blossom, blight, twig blight |
| Black spot on roses | Mycosphaerella ray blight |
| Botrytis leaf spot, leaf blight | Myrothecium leaf spot, brown rot |
| Cephalosporium leaf spot | Nematostoma leaf blight |
| Cercospora leaf spot | Phyllosticta leaf spot |
| Cercosporidium leaf spot | Ramularia leaf spot |
| Corynespora leaf spot | Rhizoctonia web blight |
| Coryneum blight (shothole) | Septoria leaf spot |
| Curvularia leaf spot | Sphaeropsis leaf spot |
| Cylindrosporium leaf spot | Stagonospora leaf scorch |
| Dactylaria leaf spot | Tan leaf spot (Curvularia) |
| Didymellina leaf spot | Volutella leaf blight |
| Drechslera leaf spot | |

2. Flower spots/blights:

Botrytis flower spot, flower blight
 Curvularia flower spot
 Monilinia blossom blight
 Ovulinia flower blight
 Rhizopus blossom blight
 Sclerotinia flower blight

3. Cylindrocladium stem canker**4. Phytophthora leaf blight, dieback****5. Powdery mildews:**

Erysiphe cichoracearum
Microsphaera spp.

6. Rusts:

Gymnosporangium spp.
Pucciniastrum hydrangeae
Puccinia spp.

7. Taphrina blister**8. Scab (*Venturia inaequalis*)**

The following ornamental plant species which have been tested with Daconil 720 Flowable Fungicide at recommended rates did not exhibit phytotoxicity:

Botanical Name

Aechmea fasciata
Araucaria heterophylla

Common Name

Aechmea
 Norfolk Island Pine

Bougainvillea spp.

Caladium spp.

Calathea makoyana

Calistephus chinensis

Carissa grandiflora

Clerodendron thomsonae

Codiaeum spp.

Cordyline terminalis

Crassula argentea

Bougainvillea

Caladium

Peacock Plant

Aster

Natal Plum

Bleeding Heart

Croton

Ti Plant

Jade Plant

Dionaea muscipula

Dizygotheca elegantissima

Epipremnum aureum

Venus Fly Trap

False Aralia

Golden Pothos, Scindapsus

Episcia cupreata
Fittonia spp.
Gerbera jamesonii
Gynura sarmentosa
Gypsophila paniculata
Hoya spp.
Ilex cornuta
Ilex crenata
Impatiens spp.
Pilea cadierei

Flame Violet
 Silver-Nerve Plant
 Gerbera Daisy
 Purple Passion Vine
 Baby's Breath
 Wax Plant
 Chinese Holly
 Japanese Holly
 Impatiens
 Aluminum Plant

Sansevieria trifasciata "Hahnii"
Tolmeia menziesii
Yucca elephantipes
Zygocactus truncatus

Birdsnest Sansevieria
 Piggy-Back Plant
 Spineless Yucca
 Christmas Cactus

NOTE: DO NOT apply Daconil 720 Flowable Fungicide to either green or variegated Pittosporum or to Schefflera, as multiple applications have been demonstrated to cause phytotoxic responses.

TREE AND ORCHARD CROPS

Apply Daconil 720 Flowable Fungicide in sufficient water and with proper calibration to obtain uniform coverage of tree canopy. Application with ground equipment is preferable to aerial application because ground applications generally give better coverage of the tree canopy. If application with ground equipment is not feasible, Daconil 720 Flowable Fungicide may be applied with aircraft using at least 20 gallons of spray per acre. When concentrate sprays are used or when treating non-bearing or immature trees, the lower rate of Daconil 720 Flowable Fungicide listed may be used. DO NOT allow livestock to graze in treated areas. The following spray volumes are recommended as gallons of spray per acre:

| Crop | Spray Volume (Gallons per Acre) | |
|---|---------------------------------------|---|
| Peach Nectarine Apricot Tart Cherry Plum Prune | 20 (concentrate) to 300 (full dilute) | |
| Sweet Cherry | 20 (concentrate) to 300 (full dilute) | |
| Conifers | Dilute | Concentrate |
| Forest stands | Not used | 10 to 20 (aircraft) |
| Christmas trees | 100 | 10 to 50 (aircraft or ground equipment) |
| Nursery beds | 100 | 5 to 10 (ground equipment only) |

24/31

| Crop | Diseases | Daconil 720 Flowable Fungicide Rate Pints/Acre or 100 Gallon (lb. a.i./acre or 100 gal) | | Application Directions |
|--|--|--|---------------------------------|--|
| | | Acre | 100 Gal | |
| Peach Nectarine Apricot Cherry Plum Prune | Leaf curl Coryneum blight (shothole) | 3½ to 4½ pt. (2.3 to 3.1) | 1 to 1 3/8 pt. (0.75 to 1.0) | For best control of both diseases apply at leaf fall in late autumn, using sufficient water and proper sprayer calibration to obtain uniform coverage. When conditions favor high disease levels use the high rate of application and apply once or twice more in mid to late winter before budswell. If the leaf fall application is not practical, application of Daconil 720 Flowable Fungicide for control of leaf curl may be made at any time prior to budswell the following spring. Where Coryneum blight (shothole) occurs, also apply at budbreak to protect newly emerging leaves and at shuck split to prevent fruit infections. |
| | Lacy (russet) scab (plum/prune) | 3½ to 4½ pt. (2.3 to 3.1) | 1 to 1½ pt. (0.75 to 1.0) | Make one application at popcorn (pink, red or early white bud) and a second application at full bloom. If weather conditions favor disease development, make an additional application at petal fall. |
| | Cherry leaf spot Peach, Nectarine, Apricot scab Black knot (cherry, plum) | 3½ to 4½ pt. (2.3 to 3.1) | 1 to 1½ pt. (0.75 to 1.0) | In addition to the bloom application listed above, make one application at shuck split. DO NOT apply Daconil 720 Flowable Fungicide after shuck split and before harvest. If additional disease control is needed before harvest, use another registered fungicide. For control of cherry leaf spot after harvest, make one application to foliage within 7 days after fruit is removed. In orchards with a history of high leaf spot incidence, make a second application 10-14 days later. |

DO NOT apply more than 20.5 pints Daconil 720 Flowable Fungicide (15.4 lb. a.i.) per acre during each growing season. The minimum re-treatment interval is 10 days.

| Crop | Diseases | Daconil 720 Flowable Fungicide Rate Pints/Acre or 100 Gallon (lb. a.i./acre or 100 gal) | | Application Directions |
|-------------------------------|---|--|--------------------------------|---|
| | | Acre | 100 Gal | |
| Conifers (Pine, Spruce) | Swiss needlecast | 2¾ to 5½ pt. (2.1 to 4.125) | 2¾ to 5½ pt. (2.1 to 4.125) | Single application technique: In Christmas tree plantations or forest stands, make one application in the spring when new shoot growth is ½ to 2 inches in length. |
| | Scleroderris canker (pines) Swiss needlecast | 1½ to 2¾ pt. (1.125 to 2.1) | 1½ to 2¾ pt. (1.125 to 2.1) | Make the first application in spring when new shoot growth is ½ to 2 inches in length. Make additional applications at 3 to 4 week intervals until conditions no longer favor disease development. For use in nursery beds, apply the highest rate specified on a 3-week schedule. |
| | Sirococcus tip blight | 2 to 3½ pt. (1.5 to 2.6) | 2 to 3½ pt. (1.5 to 2.6) | |
| | Rhizosphaera needlecast (spruces) Scirrhia brown spot (pines) | 5½ pt. (4.125) | 5½ pt. (4.125) | |
| | Cyclaneusma and Lophodermium needlecasts (pines) | 2¾ to 5½ pt. (2.1 to 4.125) | 2¾ to 5½ pt. (2.1 to 4.125) | Apply in early spring prior to budbreak. Repeat applications at approximately 6 to 8 week intervals, until spore release ceases in late fall. Apply monthly during periods of frequent rainfall, and where Lophodermium infections occur during dormancy (Pacific Northwest). During drought periods, applications may be suspended, then resumed upon next occurrence of needle wetness. |
| | Rhabdocline needlecast (Douglas-fir) | 1½ to 2¾ pt. (1.125 to 2.1) | 1½ to 2¾ pt. (1.125 to 2.1) | Apply at budbreak and repeat at 3 to 4 week intervals until needles are fully elongated and conditions no longer favor disease development. In plantations of mixed provenance, or when irregular budbreak occurs, apply weekly until all trees have broken bud, then every 3 to 4 weeks as specified above. In nursery beds, use the high rate on a 3-week schedule. |
| | Botrytis seedling blight Phoma twig blight | 1½ to 2¾ pt. (1.125 to 2.1) | 1½ to 2¾ pt. (1.125 to 2.1) | Begin applications in nursery beds when seedlings are 4 inches tall and when cool, moist conditions favor disease development. Make additional applications at 7 to 14 day intervals as long as disease favorable conditions persist. |
| | Autoecious needle rust (Weir's cushion) (spruce) | 5½ pt. (4.125) | 5½ pt. (4.125) | Begin applications when 10% of buds have broken and twice thereafter at 7-10 day intervals. |

26/31

| Crop | Diseases | Daconil 720 Flowable Fungicide Rate Pints/Acre or 100 Gallon (lb. a.i./acre or 100 gal) | | Application Directions |
|------|----------|--|---------|------------------------|
| | | Acre | 100 Gal | |

DO NOT apply more than 22 pints Daconil 720 Flowable Fungicide (16.5 lb. a.i.) per acre during each growing season. The minimum re-treatment interval for established trees is 21 days. The minimum re-treatment interval in nursery beds is 7 days.

*Volumetric rates to be used only with full dilute spray volume specified on this label for tree and orchard crops.

STORAGE AND DISPOSAL

Do not contaminate water, food or feed by storage or disposal. Open dumping is prohibited.

Pesticide Storage

Store in a dry place.

Pesticide Disposal

Pesticide wastes are toxic. Improper disposal of excess pesticide, pesticide spray or rinsate is a violation of Federal law. If these wastes cannot be disposed of by use according to label instructions, contact your State Pesticide or Environmental Control Agency, or the Hazardous Waste representative at the nearest EPA Regional Office for guidance.

Container Disposal/Handling

Plastic Containers

Non-refillable container. Do not reuse or refill this container. Offer for recycling if available. Triple rinse container (or equivalent) promptly after emptying. Triple rinse as follows: Empty the remaining contents into application equipment or a mix tank and drain for 10 seconds after the flow begins to drip. Fill the container 1/4 full with water and recap. Shake for 10 seconds. Pour rinsate into application equipment or a mix tank or store rinsate for later use and disposal. Drain for 10 seconds after the flow begins to drip. Repeat this procedure two more times. Then, and offer for recycling if available or reconditioning, or puncture and dispose of in a sanitary landfill, or by incineration, or by if alternative methods allowed by state and local authorities, by burning. If burned, stay out of smoke.

Returnable Refillable Containers

~~If Daconil 720 Flowable Fungicide is packaged in a returnable Refillable container, then, After use, do not rinse container. The contents of this container cannot be completely removed by cleaning. Return container intact to point of purchase.~~

~~This container must only be refilled with Daconil 720 Flowable Fungicide. Refilling with materials other than Daconil 720 Flowable Fungicide will result in contamination and~~

may weaken container. ~~DO NOT REUSE THE CONTAINER FOR ANY OTHER PURPOSE.~~ Before refilling, inspect thoroughly for damage such as cracks, punctures, abrasions, and damaged or worn threads on closure devices. Check for leaks after refilling and before transport. Do not refill or transport a damaged or leaking container.

Bulk and Minibulk Containers

~~Reseal container and offer for reconditioning, or triple rinse (or equivalent) and offer for recycling or reconditioning, or clean in accordance with manufacturer's instructions.~~

CONTAINER IS NOT SAFE FOR FOOD, FEED OR DRINKING WATER.

Daconil® is a trademark of a Syngenta Group Company

Dipel® is a registered trademark of Valent BioSciences Corporation

Latron B-1956® and Latron AG-98® are trademarks of Dow AgroSciences LLC

For non-emergency (e.g., current product information) call
1-800-334-9481.

Manufactured for:
GB Biosciences Corporation
P.O. Box 18300
Greensboro, North Carolina 27419-8300

28/31

CONTAINER LABEL

Daconil® 720

Flowable Fungicide

For control of turf and ornamental diseases

Active Ingredient:

Chlorothalonil (tetrachloroisophthalonitrile)..... 54.0%

Other Ingredients:..... 46.0%

Total:..... 100.0%

Contains 6.0 pounds chlorothalonil per gallon (720 grams per liter)

KEEP OUT OF REACH OF CHILDREN.

CAUTION

See additional precautionary statements and directions for use inside booklet.

AGRICULTURAL USE REQUIREMENTS

Use this product only in accordance with its labeling and with the Worker Protection Standard, 40 CFR part 170. Refer to supplemental labeling under "Agricultural Use Requirements in the Directions for Use section for information about this standard.

EPA Reg. No. 50534-209

· EPA Est. 50534-TX-001

2.5 gallons
Net Contents

| FIRST AID | |
|---|--|
| If swallowed | <ul style="list-style-type: none"> • Call a poison control center or doctor immediately for treatment advice. • Have person sip a glass of water if able to swallow. • Do not induce vomiting unless told to do so by a poison control center or doctor. • Do not give anything by mouth to an unconscious person. |
| If on skin or clothing | <ul style="list-style-type: none"> • Take off contaminated clothing. • Rinse skin immediately with plenty of water for 15-20 minutes. • Call a poison control center or doctor for treatment advice. |
| If inhaled | <ul style="list-style-type: none"> • Move person to fresh air. • If person is not breathing, call 911 or an ambulance, then give artificial respiration, preferably mouth to mouth, if possible. • Call a poison control center or doctor for further treatment advice. |
| If in eyes | <ul style="list-style-type: none"> • Hold eye open and rinse slowly and gently with water for 15-20 minutes. • Remove contact lenses, if present, after the first 5 minutes, then continue rinsing eye. • Call a poison control center or doctor for treatment advice. |
| NOTE TO PHYSICIAN | |
| Persons suffering with temporary allergic skin reactions may respond to treatment with oral antihistamines and topical or oral steroids. | |
| Have the product container or label with you when calling a poison control center or doctor or going for treatment. | |
| HOT LINE NUMBER | |
| For 24-Hour Medical Emergency Assistance (Human or Animal) or Chemical Emergency Assistance (Spill, Leak, Fire, or Accident), Call 1-800-888-8372 | |

Precautionary Statements**Hazards to Humans and Domestic Animals****CAUTION**

Harmful if swallowed, absorbed through skin, or inhaled. Causes moderate eye irritation. Avoid contact with skin, eyes, or clothing. Avoid breathing spray mist. Prolonged or frequently repeated skin contact may cause allergic reactions in some individuals.

Environmental Hazards

This product is toxic to aquatic invertebrates and wildlife. DO NOT apply directly to water, to areas where surface water is present or to intertidal areas below the mean

high water mark. Drift and runoff may be hazardous to aquatic organisms in neighboring areas. DO NOT contaminate water when disposing of equipment wash water or rinsate. This chemical is known to leach through soil into groundwater under certain conditions as a result of label use. Use of this chemical in areas where soils are permeable, particularly where the water table is shallow, may result in groundwater contamination.

This chemical can contaminate surface water through spray drift. Under some conditions, it may have a high potential for runoff into surface water for several days to weeks after application. These include poorly draining or wet soils with readily visible slopes toward adjacent surface waters, frequently flooded areas, areas over-laying extremely shallow ground water, areas with infield canals or ditches that drain to surface water, areas not separated from adjacent surface waters with vegetated filter strips, and areas over-laying tile drainage systems that drain to surface water.

Storage and Disposal

Do not contaminate water, food or feed by storage or disposal. Open dumping is prohibited.

Pesticide Storage

Store in a dry place.

Pesticide Disposal

Pesticide wastes are toxic. Improper disposal of excess pesticide, pesticide spray or rinsate is a violation of Federal law. If these wastes cannot be disposed of by use according to label instructions, contact your State Pesticide or Environmental Control Agency, or the Hazardous Waste representative at the nearest EPA Regional Office for guidance.

Container Disposal/Handling

Non-refillable container. Do not reuse or refill this container. Offer for recycling if available. Triple rinse container (or equivalent) promptly after emptying. Triple rinse as follows: Empty the remaining contents into application equipment or a mix tank and drain for 10 seconds after the flow begins to drip. Fill the container 1/4 full with water and recap. Shake for 10 seconds. Pour rinsate into application equipment or a mix tank or store rinsate for later use and disposal. Drain for 10 seconds after the flow begins to drip. Repeat this procedure two more times. Then, and offer for recycling if available or reconditioning, or puncture and dispose of in a sanitary landfill, or by incineration, or, by if alternative methods allowed by state and local authorities, by burning. If burned, stay out of smoke.

CONTAINER IS NOT SAFE FOR FOOD, FEED, OR DRINKING WATER.

Daconil® is a trademark of a Syngenta Group Company

31/31

Manufactured for:
GB Biosciences Corporation
P.O. Box 18300
Greensboro, North Carolina 27419-8300

DAC 720 50534-209 MAS 1007 PRN2007-4 NOTIF-JUL2009 – pl – 7/8/09