

PM 22 50534-4 Jacket 10/14

**PROPOSED LABEL**

**Net Contents:**

**Logo:**

**DACONIL 2787<sup>R</sup> W75**

**Turf Care<sup>R</sup>  
Turf and Ornamental Fungicide  
(75% Wettable Powder)**

<b>Active Ingredient:</b>		
Chlorothalonil (tetrachloroisophthalonitrile)* .....	75.0Z	
<b>Inert Ingredients:</b> .....	25.0Z	
<b>Total:</b> .....	100.0Z	

**KEEP OUT OF REACH OF CHILDREN**

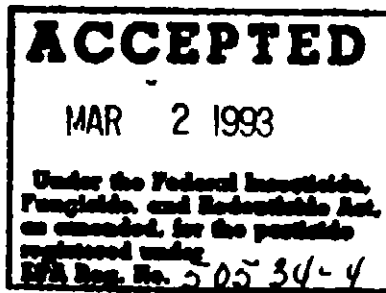
**DANGER**

**See precautionary statements**




If in eyes: Immediately flush eyes with plenty of water and continue for 15 minutes. Seek medical attention for eyes immediately.

ISK Biotech Corporation  
5966 Heisley Road  
Mentor, OH 44061-8000



EPA Reg. No. 50534-4  
EPA Est. No. 50534-TX-01



2014

---

**PRECAUTIONARY STATEMENTS**

---

**Hazards to Humans and Domestic Animals****DANGER**

**Corrosive; causes severe eye damage. Harmful if inhaled. Wear long sleeve shirt, long pants, gloves, and goggles or face shield while mixing, loading and applying this product. Harmful if swallowed, or absorbed through the skin. Prolonged or frequently repeated skin contact may cause allergic reactions in some individuals. Avoid breathing spray mist. Do not get in eyes, on skin, or on clothing. Wash thoroughly with soap and water after handling. Remove contaminated clothing and wash before reuse.**

**DO NOT take internally.**

**Note to User: This product may produce mild bronchial irritation and temporary irritation of the skin characterized by redness or rash on exposed skin areas. Affected persons should consult a physician.**

**DO NOT apply this product in such a manner as to directly, or through drift, expose workers or other persons. The area being treated must be vacated by unprotected persons.**

**FIRST AID**

**If swallowed: Call a physician or Poison Control Center. Drink 1 or 2 glasses of water and induce vomiting by touching back of throat with finger. Do not induce vomiting or give anything by mouth to an unconscious person.**

**If in eyes: Immediately flush eyes with plenty of water and continue for 15 minutes. Seek medical attention for eyes immediately.**

**If on skin: Wash with plenty of soap and water. Get medical attention.**

**Note to physician: Persons having temporary irritation may respond to treatment with antihistamines or steroid creams and/or systemic steroids.**

---

**ENVIRONMENTAL HAZARDS**

---

**This product is toxic to fish, aquatic invertebrates, and marine/estuarine organisms. Runoff from treated areas may be hazardous to aquatic organisms in neighboring areas. Do not apply directly to water, to areas where surface water is present, or to intertidal areas below the mean high water mark. Do not apply when weather conditions favor drift from treated areas. Apply only to areas specified on label. Do not contaminate water when disposing of equipment washwaters.**

**BEST AVAILABLE COPY**

**DIRECTIONS FOR USE**

It is a violation of Federal law to use this product in a manner inconsistent with its labeling.

**Note to User:** Wear long sleeve shirt, long pants, gloves, and goggles or face shield while mixing, loading and applying this product.

Do not combine **DACONIL 2787 W75** in the spray tank with pesticides, surfactants or fertilizers, unless your prior use has shown the combination physically compatible, effective and noninjurious under your conditions of use. Do not combine **DACONIL 2787 W75** with Dipel 4L, Foil, Triton AG-98, Triton B-1956, Latron B-1956 or Latron AG-98 as phytotoxicity may result from the combination when applied to some species on this label.

Dipel is a registered trademark of Abbott Laboratories. Foil is a registered trademark of Ecogen Corporation. Triton AG-98, Triton B-1956, Latron B-1956 and Latron AG-98 are trademarks of Rohm and Haas Company.

The required amount of **DACONIL 2787 W75** should be added slowly into the spray tank during filling. With concentrate sprays, pre-mix the required amount of **DACONIL 2787 W75** in a clean container and add to the spray tank as it is being filled. Keep agitator running when filling spray tank and during spray operations.

**Golf Course Fairways, Lawns & Other Turfgrasses:**

Apply **DACONIL 2787 W75** in 30 to 40 gallons of water per acre. Begin applications when conditions favor disease development and repeat applications as long as these conditions persist. Under severe disease conditions use the highest rate and shortest interval corresponding with the application schedule selected from the table below.

DO NOT mow or water after treatment until spray deposited on turfgrass is thoroughly dry; **DACONIL 2787 W75** should always be used in conjunction with good turf management practices.

<u>Diseases Controlled</u>	<u>Interval of Application</u>	<u>Application Rate Per Acre</u>	
1. Dollar spot	7-10 days 14-21 days	2.75 <sup>a/</sup> to 5.5 lb 5.5 to 10 lb	••••• •••••
2. Leaf spot, Melting-out, Brown blight	7-10 days 14-21 days	5.5 lb 5.5 to 10 lb	••••• •••••
3. Brown patch	7-14 days	5.5 to 10 lb	•••••
4. Gray leaf spot	7-10 days	5.5 to 11 lb	•••••
5. Red thread	7-10 days	5.5 to 16 lb	
6. Anthracnose	7-14 days	8 to 16 lb	

**BEST AVAILABLE COPY**

a/ Low rate is not effective on intensively mowed turfgrasses such as golf course tees and greens.

**Golf Course Tees, Greens and Ornamental Turfgrass:**

Apply **DACONIL 2787 W75** in an adequate amount of water to provide complete coverage. This amount may vary from 90 to 450 gallons per acre. See below for suggested rates and timing. Under severe disease conditions, use the high rate and apply on a 7 day schedule.

Diseases Controlled*	Interval of Application	Rate: Pounds per Acre	
		Before Disease Occurs	After Disease Has Occurred
1. Dollar spot	7-14 days	5.5 - 11	11 - 22
2. Brown patch	7-14 days	5.5 - 11	11 - 22
3. Leaf spots, Melting-out	7-10 days	5.5 - 11	11 - 22
4. Gray leaf spot	7-10 days	5.5 - 11	11 - 22
5. Red thread	7-10 days	5.5 - 16.5	16.5 - 22
6. Anthracnose	7-14 days	8.3 - 16.5	—
7. Copper spot	7-10 days	11 - 16.5	16.5 - 22
8. Stem rust (bluegrass)	7-14 days	11 - 16.5	16.5 - 22
9. DICHONDRA: Leaf spot (California only)	7-14 days	11 - 16.5	16.5 - 22



\* Diseases listed are caused by fungi, some of which are named as follows:

1. Dollar spot: Sclerotinia homeocarpa; Lanzia or Moellerodiscus spp.
2. Brown patch: Rhizoctonia solani, R. zeae, R. cerealis
3. Leaf spots, Melting-out, Brown blight: Drechslera spp. (including D. poae, D. siccanis), Bipolaris sorokiniana, Curvularia spp.
4. Gray leaf spot: Pyricularia grisea, P. oryzae
5. Red thread: Laetisaria fuciformis
6. Anthracnose: Colletotrichum graminicola
7. Copper spot: Gloeocercospora sorghi
8. Stem rust: Puccinia graminis
9. Dichondra leaf spot: Alternaria spp.

Gray snow mold caused by Typhula spp.- Apply in sufficient water to obtain adequate coverage (90 to 450 gallons per acre). Apply 14.4 to 28.8 pounds of **DACONIL 2787 W75** per acre of turf area. Application must be made before snow cover in autumn. Use the higher rate if turf layer remains frozen prior to snow cover. If snow cover is intermittent or lacking during the winter, re-apply **DACONIL 2787 W75** at 14.4 pounds per acre at monthly intervals until gray snow mold conditions no longer prevail. In areas where pink snow mold (Gerlachia or Fusarium patch) is likely to occur, apply **DACONIL 2787 W75** at 14.4 pounds per acre in combination with products containing either benomyl at 44 ounces active ingredient per acre, or propidione at 88 ounces active ingredient per acre of turf area. Read and observe all label directions for products containing these active ingredients.

**Fusarium (Gerlachia) Patch:** For control of Fusarium patch only in areas where snow cover is intermittent or lacking during the winter, apply 14.4 to 28.8 pounds of DACONIL 2787 W75 per acre of turf area. Begin applications in late autumn and re-apply at 21 to 28 day intervals until conditions favorable for Fusarium patch no longer prevail.


**Algal Scum:** For prevention of algal scum on turfgrasses caused by cyanobacteria of the genus *Lynghia*, apply DACONIL 2787 W75 at the rate of 5.5 to 11 pounds per acre on a 7 to 14 day schedule. Under severe scum conditions, use the high rate and apply on a 7 day schedule. When algal scum is well established, every attempt should be made to dry out the afflicted area. Once dry, spiking or verticutting should be done to enhance turfgrass recovery in conjunction with DACONIL 2787 W75 applications at the rate of 11 to 22 pounds per acre on a 7 to 14 day schedule. Several applications of DACONIL 2787 W75 at the high rate may be necessary for turfgrass recovery. Only a preventive spray program with DACONIL 2787 W75 will prevent a recurrence of the algae when environmental conditions are favorable for algal growth.

**Ornamental Plants:**

Apply DACONIL 2787 W75 at a rate of 1.5 pounds per 100 gallons of water unless other directions are given in the tables below. Apply in a spray to run-off, when conditions are favorable for disease development. Repeat applications at 7 to 14 day intervals until conditions are no longer favorable. During periods when conditions favor severe disease incidence, generally cloudy or wet weather, apply DACONIL 2787 at 7 day intervals. DACONIL 2787 should be applied to plants when both foliage and flowers are dry, or nearly dry.

Do not combine DACONIL 2787 in the spray tank with pesticides, surfactants or fertilizers, unless your prior use has shown the combination to be physically compatible, effective and noninjurious under your conditions of use.

DACONIL 2787 may be used in greenhouses. Applicators and attending personnel should wear protective clothing including long sleeves, gloves, goggles or face shield plus a face-fitting respirator specifically designed to remove organic pesticide vapors and particulates. Do not use mistblowers or high pressure spray equipment when making applications of DACONIL 2787 in greenhouses.




Use of DACONIL 2787 is recommended for control of fungal diseases referred to by numbers in parentheses following each ornamental. Ornamentals listed on this label have been tested and found to tolerate applications of DACONIL 2787 at the recommended rates. The user should test for possible phytotoxic responses, using recommended rates on ornamental plants on a small area prior to commercial use. Applications made during bloom may damage flowers and/or fruits.

Fruits and other structures which may be borne on treated plants MUST NOT BE EATEN.

ORNAMENTALS RECOMMENDED FOR TREATMENT WITH DACONIL 2787 W75

**BROADLEAF SHRUBS AND TREES:**

- |                            |                            |
|----------------------------|----------------------------|
| Andromeda (Pieris) (4)     | Holly (1)                  |
| Ash (Fraxinus) (1)         | Lilac (5)                  |
| Aspen (1)                  | Magnolia (1)               |
| Azalea (1,2,4)             | Maple (1)                  |
| Buckeye, Horsechestnut (1) | Mountain Laurel (1)        |
| Cherry-Laurel (1)          | Oak (red group only) (1,7) |
| Crabapple (1,6,8)          | Oregon-Grape (Mahonia) (6) |
| Dogwood (1)                | Photinia (1)               |
| Eucalyptus (3)             | Poplar (1)                 |
| Euonymus (1)               | Privet (Ligustrum) (1)     |
| Firethorn (Pyracantha) (1) | Rhododendron (1,2,4)       |
| Flowering Almond (1,2)     | Sand Cherry (1,2)          |
| Flowering Cherry (1,2)     | Sequoia (1)                |
| Flowering Peach (1,2)      | Spiraea (1)                |
| Flowering Plum (1,2)       | Sycamore, Planetree (1)    |
| Flowering Quince (1,2)     | Viburnum (5)               |
| Hawthorn (1,6)             | Walnut (Juglans) (1)       |



**FLOWERING PLANTS<sup>a/</sup> and BULBS:**

- |                                |                              |
|--------------------------------|------------------------------|
| Arabian Violet (2)             | Iris (1,2)                   |
| Begonia (1)                    | Lily (1)                     |
| Camellia (2)                   | Marigold (1)                 |
| Carnation (1,2)                | Narcissus (1)                |
| Chrysanthemum (1,2)            | Pansy (1)                    |
| Crocus (1)                     | Petunia (1,4)                |
| Daffodil (1)                   | Phlox (1)                    |
| Daisy (1)                      | Poinsettia <sup>b/</sup> (1) |
| Geranium (1,6)                 | Rose <sup>c/</sup> (1)       |
| Gladiolus (1,2)                | Statice (1)                  |
| Hollyhock (6)                  | Tulip (1)                    |
| Hydrangea (foliage only) (1,6) | Zinnia (1,5)                 |

a/ Avoid applications during bloom period on plants where flower injury is unacceptable.

b/ Discontinue applications prior to bract formation; phytotoxicity is possible on the bracts


c/ Use 1 lb. per 100 gallons of water.

**FOLIAGE PLANTS:**

- |                              |                               |
|------------------------------|-------------------------------|
| Aglaonema (1)                | Lipstick plant (1)            |
| Areca palm (1)               | Ming aralia (1)               |
| Artemesia (1)                | Oyster plant (Rhoeo) (1)      |
| Boston fern (1)              | Pachysandra <sup>d/</sup> (1) |
| Dumbcane (Difffenbachia) (1) | Parlor palm (Chamaedorea) (1) |
| Dracaena (1)                 | Peperomia (1)                 |
| Fatsia (Aralia) (1)          | Philodendron (1,4)            |
| Ficus (1)                    | Prayer plant (Maranta) (1)    |
| Florida Ruffle Fern (1)      | Syngonium (1)                 |
| Leatherleaf Fern (1)         | Zebra plant (Aphelandra) (1)  |



d/ Use 3 pounds of DACONIL 2787 W75 Fungicide per 100 gallons of water



**DISEASES CONTROLLED WITH DACONIL 2787 W75**

**1. Leafspots/ Foliar Blights:**

- Actinopelte leafspot
- Alternaria leafspot/leaf blight
- Anthrachnose leaf blotch, spot
- Anthrachnose (Discula) blight
- Ascochyta blight
- Bipolaris (Helminthosporium) leafspot
- Botrytis leafspot, leaf blight
- Cephalosporium leafspot
- Cercospora leafspot
- Cercosporidium leafspot
- Coryneum blight (shothole)
- Corynespora leafspot
- Curvularia leafspot
- Cylindrosporium leafspot
- Dactylaria leafspot
- Didymellina leafspot
- Drechslera leafspot

- Fabraea (Entomosporium) leafspot
- Fusarium leafspot
- Gloeosporium black leafspot
- Ink spot (Drechslera)
- Marssonina leafspot
- Monilinia blossom blight, twig blight
- Mycosphaerella ray blight
- Myrothecium leafspot, brown rot
- Nematostoma leaf blight
- Phyllosticta leafspot
- Rhizoctonia web blight
- Ramularia leafspot
- Septoria leafspot
- Sphaeropsis leafspot
- Stagonospora leaf scorch
- Tan leafspot (Curvularia)
- Volutella leaf blight

**2. Flower spots/blights:**

- Botrytis flower spot, flower blight
- Curvularia flower spot
- Ovulinia flower blight

- Monilinia blossom blight
- Rhizopus blossom blight
- Sclerotinia flower blight



**3. Cylindrocladium stem canker**

**4. Phytophthora leaf blight, dieback**

**5. Powdery mildews:**


- Microsphaera spp.
- Erysiphe cichoracearum

**6. Rusts:**

- Gymnosporangium spp.
- Puccinia spp.
- Pucciniastrum hydrangeae

**7. Taphrina blister**

**8. Scab (Venturia inaequalis)**





The following ornamental plant species which have been tested with DACONIL 2787 at recommended rates did not exhibit phytotoxicity:


**Botanical Name**

**Common Name**

Aechmea fasciata  
 Araucaria heterophylla  
 Asplenium nidus  
 Bougainvillea spp.  
 Caladium spp.  
 Calathea makoyana  
 Calistephus chinensis  
 Carissa grandiflora  
 Clerodendron thomsonae  
 Codiaeum spp.  
 Cordyline terminalis  
 Crassula argentea  
 Cyrtomium falcatum  
 Dionaea muscipula  
 Dizygotheca elegantissima  
 Epipremnum aureum  
 Episcia cupreata  
 Fittonia spp.  
 Gerbera jamesonii  
 Gynura sarmentosa  
 Gypsophila paniculata  
 Hoya spp.  
 Ilex cornuta  
 Ilex crenata  
 Impatiens spp.  
 Pilea cadierei  
 Platycerium spp.  
 Pleomele thalioides  
 Sansevieria trifasciata "Hahnii"  
 Tolmeia menziesii  
 Yucca elephantipes  
 Zygocactus truncatus

Aechmea  
 Norfolk Island Pine  
 Birdnest Fern  
 Bougainvillea  
 Caladium  
 Peacock plant  
 Aster  
 Natal plum  
 Bleeding Heart  
 Croton  
 Ti Plant  
 Jade Plant  
 Holly leaf Fern  
 Venus Fly Trap  
 False Aralia  
 Golden Pothos, Scindapsus  
 Flame Violet  
 Silver-nerve Plant  
 Gerbera Daisy  
 Purple Passion Vine  
 Baby's Breath  
 Wax Plant  
 Chinese Holly  
 Japanese Holly  
 Impatiens  
 Aluminum Plant  
 Staghorn Fern  
 Lance Rleamele  
 Birdsnest Sansevieria  
 Piggy-back Plant  
 Spineless Yucca  
 Christmas Cactus

NOTE: DO NOT apply DACONIL 2787 to either green or variegated Pittosporum or to Schefflera, as multiple applications have been demonstrated to cause phytotoxic responses.



**APPLICATION AND CALIBRATION TECHNIQUES FOR SPRINKLER IRRIGATION**

Apply this product only through center pivot, motorized lateral move, solid set or portable (wheel move, side roll, end tow, or hand move) irrigation system(s). Do not apply this product through any other type of irrigation system. Do not use Daconil 2787 through sprinkler irrigation equipment on golf courses.

Crop injury, lack of effectiveness, or illegal pesticide residues in the crop can result from non-uniform distribution of treated water.

If you have questions about calibration, you should contact State Extension Service specialists, equipment manufacturers or other experts.

Do not apply this product through irrigation systems connected to a public water system. 'Public water system' means a system for the provision to the public of piped water for human consumption if such system has at least 15 service connections or regularly serves an average of at least 25 individuals daily at least 60 days per year.

Controls for both irrigation water and pesticide injection systems must be functionally interlocked, so as to automatically terminate pesticide injection when the irrigation water pump motor stops. A person knowledgeable of the irrigation system and responsible for its operation shall be present so as to discontinue pesticide injection and make necessary adjustments, should the need arise.

The irrigation water pipeline must be fitted with a functional, automatic, quick-closing check valve to prevent the flow of treated irrigation water back toward the water source. The pipeline must also be fitted with a vacuum relief valve and low pressure drain, located between the irrigation water pump and the check valve, to prevent back-siphoning of treated irrigation water into the water source.

Always inject Daconil 2787 into irrigation water after it discharges from the irrigation pump and after it passes through the check valve. Never inject pesticides into the intake line on the suction side of the pump.

Pesticide injection equipment must be fitted with a functional, normally closed, solenoid-operated valve located on the intake side of the injection pump. Interlock this valve to the power system, so as to prevent fluid from being withdrawn from the chemical supply tank when the irrigation system is either automatically or manually turned off.

The pesticide injection pipeline must contain a functional, automatic, quick-closing check valve to prevent the flow of fluid back toward the injection pump. The irrigation line or water pump must include a functional pressure switch which will stop the water pump motor when the water pressure decreases to the point where pesticide distribution is adversely affected.

Spray mixture in the chemical supply tank must be agitated at all times, otherwise settling and uneven application may occur. Do not apply when wind speed favors drift beyond the area intended for treatment.

**BEST AVAILABLE COPY**

Posting of areas to be chemigated is required when 1) any part of a treated area is within 300 feet of sensitive areas such as residential areas, labor camps, businesses, day care centers, hospitals, in-patient clinics, nursing homes or any public areas such as schools, parks, playgrounds, or other public facilities not including public roads, or 2) when the chemigated area is open to the public.

Posting must conform to the following requirements. Treated areas shall be posted with signs at all usual points of entry and along likely routes of approach from the listed sensitive areas. When there are no usual points of entry, signs must be posted in the corners of the treated areas and in any other location affording maximum visibility to sensitive areas. The printed side of the sign should face away from the treated area towards the sensitive area. The signs shall be printed in English. Signs must be posted prior to application and must remain posted until foliage has dried and soil surface water has disappeared. Signs may remain in place indefinitely as long as they are composed of materials to prevent deterioration and maintain legibility for the duration of the posting period.

All words shall consist of letters at least 2 1/2 inches tall, and all letters and the symbol shall be a color which sharply contrasts with their immediate background. At the top of the sign shall be the words KEEP OUT, followed by an octagonal stop sign symbol at least 8 inches in diameter containing the word STOP. Below the symbol shall be the words PESTICIDES IN IRRIGATION WATER.

Daconil 2787 may be used through two basic types of sprinkler irrigation systems as outlined in Sections A and B below. Determine which type of system is in place, then refer to the appropriate directions provided for each type.



**A. Center Pivot, Motorized Lateral Move and Traveling Gun Irrigation Equipment:**


For injection of pesticides, these continuously moving systems must use a positive displacement injection pump, of either diaphragm or piston type, constructed of materials that are compatible with pesticides and capable of being fitted with a system interlock and capable of injection at pressures approximately 2-3 times those encountered within the irrigation water line. Venturi applicator units cannot be used on these systems.

Thoroughly Mix recommended amount of Daconil 2787 for acreage to be covered into same amount of water used during calibration and inject into system continuously for one revolution or run. Mixture in the chemical supply tank must be continuously agitated during the injection run. Shut off injection equipment after one revolution or run, but continue to operate irrigation system until Daconil 2787 has been cleared from last sprinkler head.

**B. Solid Set and Portable (Wheel Move, Side Roll, End Tow, or Hand Move) Irrigation Equipment:**

With stationary systems, an effectively designed in-line venturi applicator unit is preferred which is constructed of materials that are compatible with pesticides; however, a positive-displacement pump can also be used.

Determine acreage covered by sprinkler. Fill tank of injection equipment with water and adjust flow to use contents over a thirty to forty-five minute period. Mix desired amount of Daconil 2787 for acreage to be covered with water so that the total mixture of Daconil 2787 plus water in the injection tank is equal to the quantity of water used during calibration, and operate entire system at normal pressures recommended by the manufacturer of injection equipment used, for amount of time established during calibration. Agitation is recommended. Daconil 2787 can be injected at the beginning or end of the irrigation cycle or as a separate application. Stop injection equipment after treatment is completed and continue to operate irrigation system until Daconil 2787 has been cleared from last sprinkler head.




**CONIFERS:** Apply **DACONIL 2787 W75** in sufficient water and with proper calibration to obtain uniform coverage of tree canopy. Application with ground equipment is preferable to aerial application because ground applications generally give better coverage of the tree canopy. If application with ground equipment is not feasible, **DACONIL 2787 W75** may be applied with aircraft using at least 20 gallons per acre. When concentrate sprays are used or when treating non-bearing or immature trees, the lower rate of **DACONIL 2787 W75** listed may be used. **DO NOT** allow livestock to graze in treated areas. The following spray volumes are recommended as gallons of spray per acre:

	<u>Dilute</u>	<u>Concentrate</u>
Forest stands	Not used	10 to 20 (aircraft)
Christmas trees	100	10 to 50 (aircraft or ground equipment)
Nursery beds	100	5 to 10 (ground equipment only)

<u>DISEASES CONTROLLED</u>	<u>DACONIL 2787 W75 Rate Per ACRE</u>	<u>Rate Per 100 GAL*</u>	<u>APPLICATION DIRECTIONS</u>
Swiss needlecast	2.75 to 5.0 lb	2.75 to 5.0 lb	Single application technique: In Christmas tree plantations or forest stands make one application in the spring when new shoot growth is 1/2 to 2 inches in length.
Scleroterris canker (pines), Swiss needlecast (Douglas-fir)	1.5 to 2.75 lb	1.5 to 2.75 lb	Make the first application in spring when new shoot growth is 1/2 to 2 inches in length. Make additional applications at 3 to 4 week intervals until conditions no longer favor disease development. For use in nursery beds, apply the highest rate specified on a 3 week schedule.
Sirococcus tip blight	2.0 to 3.5 lb	1.8 to 3.5 lb	
Rhizosphaera needlecast (spruces), Scirrhia brown spot (pines)	5.5 lb	5.5 lb	

FILE

12001



DISEASES CONTROLLED	DACONIL 2787 W75 Rate Per ACRE	Rate Per 100 GAL*	APPLICATION DIRECTIONS
Cyclaneusma and Lophodermium needlecasts (pines)	2.75 to 5.5 lb	2.75 to 5.5 lb	Apply in early spring prior to budbreak. Repeat applications at approximately 6 to 8 week intervals, until spore release ceases in late fall. Apply monthly during periods of frequent rainfall, and where Lophodermium infections occur during dormancy (Pacific Northwest). During drought periods, applications may be suspended, then resumed upon next occurrence of needle wetness.
Rhabdocline needlecast (Douglas-fir)	1.5 to 2.75 lb	1.5 to 2.75 lb	Apply at budbreak and repeat at 3 to 4 week intervals until needles are fully elongated and conditions no longer favor disease development. In plantations of mixed provenance, or when irregular budbreak occurs, apply weekly until all trees have broken bud, then every 3 to 4 weeks as specified above. In nursery beds, use the high rate on a 3 week schedule.
Botrytis seedling blight Phoma twig blight	1.5 to 2.75 lb	1.5 to 2.75 lb	Begin applications in nursery beds when seedlings are 4 inches tall and when cool, moist conditions favor disease development. Make additional applications at 7 to 14 day intervals as long as disease favorable conditions persist.

\* Volumetric rates to be used only with full dilute spray volume specified on this label.

000014  
000014

130714

---

**STORAGE AND DISPOSAL**

---

Do not contaminate water, food or feed by storage or disposal. Open dumping is prohibited.

**STORAGE:** Store in a dry place.

**PESTICIDE DISPOSAL:** Pesticide wastes are toxic. Improper disposal of excess pesticide, pesticide spray or rinsate is a violation of Federal Law. If these wastes cannot be disposed of by use according to label instructions, contact your State Pesticide or Environmental Control Agency, or the Hazardous Waste representative at the nearest EPA Regional Office for guidance.

**CONTAINER DISPOSAL:** Completely empty bag into application equipment. Then dispose of empty bag in a sanitary landfill, or by incineration, or if allowed by state and local authorities, by burning. If burned, stay out of smoke.

---

**WARRANTY AND LIMITATION OF DAMAGES**

---

Seller warrants that this material conforms to its chemical description and is reasonably fit for the purposes stated on the label when used in accordance with directions under normal conditions of use and Buyer assumes the risk of any use contrary to such directions. **SELLER MAKES NO OTHER EXPRESS OR IMPLIED WARRANTY, INCLUDING ANY OTHER EXPRESS OR IMPLIED WARRANTY OF FITNESS OR OF MERCHANTABILITY, AND NO AGENT OF SELLER IS AUTHORIZED TO DO SO EXCEPT IN WRITING WITH A SPECIFIC REFERENCE TO THIS WARRANTY.** In no event shall Seller's liability for any breach of warranty exceed the purchase price of the material as to which a claim is made.

