



UNITED STATES ENVIRONMENTAL PROTECTION AGENCY  
WASHINGTON, DC 20460

OFFICE OF CHEMICAL SAFETY  
AND POLLUTION PREVENTION

October 6, 2015

Timothy H. Dickens, Ph.D.  
Authorized Agent for Coulston Products, Inc.  
Scientific Coordination, Inc.  
4629 Cherry Valley Drive  
Rockville, MD 20853

Subject: Notification per PRN 98-10 – Multiple minor changes  
Product Name: CIC RESIDUAL INSECTICIDE NO. 1  
EPA Registration Number: 50404-3  
Application Date: 09/20/2015  
Decision Number: 509500

Dear Dr. Dickens:

The Agency is in receipt of your Application for Pesticide Notification under Pesticide Registration Notice (PRN) 98-10 for the above referenced product. The Registration Division (RD) has conducted a review of this request for its applicability under PRN 98-10 and finds that the action requested falls within the scope of PRN 98-10.

The label submitted with the application has been stamped “Notification” and will be placed in our records.

Should you wish to add/retain a reference to the company’s website on your label, then please be aware that the website becomes labeling under the Federal Insecticide Fungicide and Rodenticide Act and is subject to review by the Agency. If the website is false or misleading, the product would be misbranded and unlawful to sell or distribute under FIFRA section 12(a)(1)(E). 40 CFR 156.10(a)(5) list examples of statements EPA may consider false or misleading. In addition, regardless of whether a website is referenced on your product’s label, claims made on the website may not substantially differ from those claims approved through the registration process. Therefore, should the Agency find or if it is brought to our attention that a website contains false or misleading statements or claims substantially differing from the EPA approved registration, the website will be referred to the EPA’s Office of Enforcement and Compliance.

If you have any questions, you may contact Elizabeth Fertich at 703-347-8560 or via email at [fertich.elizabeth@epa.gov](mailto:fertich.elizabeth@epa.gov).

Sincerely,

A handwritten signature in blue ink, appearing to read "Jennifer Urbanski". The signature is written in a cursive, flowing style.

Jennifer Urbanski, Ph.D.  
Product Manager 04  
Invertebrate & Vertebrate Branch 1  
Registration Division (7505P)  
Office of Pesticide Programs

**CIC RESIDUAL INSECTICIDE NO. 1****NOTIFICATION**

50404-3

The applicant has certified that no changes, other than those reported to the Agency have been made to the labeling. The Agency acknowledges this notification by letter dated:

10/06/2015

~ OPTIONAL MARKETING LANGUAGE, SYMBOLS & GRAPHICS: SEE LAST PAGE ~

ACTIVE INGREDIENT: Permethrin\*..... 0.50%  
 INERT INGREDIENTS: ..... 99.50%  
 TOTAL: ..... 100.00%

\*(3-phenoxyphenyl) methyl (+) cis/trans 3-(2,2-dichloroethenyl) 2,2-dimethylcyclopropanecarboxylate  
 Cis/Trans Ratio: min. 35% (+) cis and max. 65%(+) trans.

**KEEP OUT OF REACH OF CHILDREN**  
**CAUTION**

~~See back panel for additional precautions [precautionary statements].~~

~~[See (inside)(back) panel for precautions.]~~

See [back] [side] [bottom] [panel] [leaflet] [insert] [inside] [box] [panel] for additional [precautions]  
 [precautionary statements].

[\_\_Bottles] - Net [Contents][Weight] \_\_\_\_\_ [fl] oz [each] [Batch] Lot Number: \_\_\_\_\_

[ ] Denotes Alternate Text.

**Underline** represents new text. **~~Strikethrough~~** represents replaced text.

## **DIRECTIONS FOR USE**

It is a violation of Federal law to use this product in a manner inconsistent with its labeling. (Depending on container used in market either a trigger, pump or other type sprayer, with instructions, will be included with the product.) Do not transfer to another container. **SHAKE WELL BEFORE USING.**

## **INDOOR APPLICATION**

For spot application only. Do not use as a space spray indoors. For home residential use only. Avoid contamination of feed and foodstuffs. In the home, all food processing surfaces and utensils should be covered during treatment or thoroughly washed before use. Exposed food/feed should be covered or removed. Remove pets and birds, and cover fish aquaria before making surface applications. Do not use this product in or on electrical equipment due to the possibility of shock hazard.

**SURFACE SPRAYING:** To control cockroaches, waterbugs, palmetto bugs, scorpions, millipedes, centipedes, sowbugs, pillbugs, ants, silverfish, firebrats, spiders, crickets, clover mites, cheese mites, granary weevils, rice weevils, confused flour beetles, rust red flour beetles, drugstore beetles, meal worms, grain mites and cadelles: Direct the spray into hiding places, cracks and crevices, behind shelves and drawers. For silverfish, spray bookcases. For ants, spray trails, nests and points of entry.

To control carpet beetles: Spray edges of carpeting and under carpeting and rugs. Make localized application to floor and baseboards. Spray directly into cracks, crevices and infested areas of shelving.

To control bedbugs: Spray mattresses lightly, particularly around tufts and seams. Take beds apart and spray in all joints. Treat baseboards, moldings and floors.

To control fleas (adults and larvae) and ticks, including Ticks which may carry Lyme disease and Rocky Mountain Spotted Fever (adults and larvae): Thoroughly spray infested areas, pet beds, resting quarters, nearby cracks and crevices, along and behind baseboards, moldings, window and door frames, and entire areas of floor and floor covering. Fresh bedding should be placed in animal quarters following treatment. Allow to dry thoroughly before allowing pets to contact treated areas.

To control clothes moths: Remove any infested articles from storage, brush thoroughly, and air for several hours in sunlight, if possible. Apply spray liberally to empty chests, closets, bureaus and other storages directing spray into cracks, joints and crevices. After airing, infested articles may be treated lightly, keeping sprayer nozzle at least 18 inches from fabric to avoid staining.

To kill lice and louse eggs: spray in an inconspicuous area to test for possible staining or discoloration. Inspect again after drying, then proceed to spray entire area to be treated. Spray from a distance of 8 to 10 inches. Treat only those garments and parts of bedding, including mattresses and furniture that cannot be either laundered or dry cleaned. Allow all treated articles to dry thoroughly before use.

Read entire label before each use. Use only on dogs.

### **ON DOGS**

To control fleas, ticks (including Ticks which can infect dogs with Lyme disease) and lice: Start spraying at the tail, moving the dispenser rapidly and making sure that the animals entire body is covered, including the legs and underbody. While spraying, fluff the hair so that the spray will penetrate to the skin. Make sure spray wets thoroughly, but do not saturate animal. Do not spray into eyes and face. Avoid contact with genitalia. Wear rubber gloves or mitts when applying this product. Repeat application every 5 weeks as necessary.

Do not use on puppies under twelve weeks. Consult a veterinarian before using this product on debilitated, medicated, aged, pregnant or nursing animals. Do not use on cats or kittens. Sensitivities may occur after using ANY pesticide product for pets. If signs of sensitivity occur bathe your pet with mild soap and rinse with large amounts of water. If signs continue, consult a veterinarian immediately. For product questions and emergency information call 800-940-4464.

### **FOR CONTROL OF HOME GARDEN INSECTS**

For use on roses, dahlias, asters and other ornamentals to kill Japanese beetles hit by spray as well as whiteflies, aphids, exposed thrips, spiders, red mites and leafminers.

May be used on plants as a multi-purpose spray in small home gardens and for spot treatments of incipient insect infestations to prevent spreading in larger home garden areas.

May also be used on other plants such as African violets, asters, azaleas, begonias, camellias, carnations, chrysanthemums, dahlias, delphiniums, dogwoods, English ivy, eunonymus, fuschia, geraniums, crassula, grape vines, Kentia palms, laurels, marigolds, rhododendrons, roses, rubber plants, snapdragons, stocks, wandering jews, and zinnias.

Effective when used as directed against whiteflies, aphids, spider and red mites, exposed thrips, lace bugs, Japanese beetles, pavement ants, clover mites and army worms.

When spraying plants, do not operate closer than 18 inches. Use sweeping motion. Be cautious about wetting tender foliage, young plants and new growth. Do not spray plants when temperatures exceed 90°F. Contact insects directly whenever possible.

**(FOR 0.5, 1 AND 1.5 GALLON SIZE ONLY)**

### **OUTDOOR APPLICATION**

**TO CONTROL TICKS, INCLUDING TICKS WHICH MAY CARRY LYME DISEASE AND ROCKY MOUNTAIN SPOTTED FEVER (PERIMETER TREATMENT AROUND HOMES & CAMPSITES):**

Use this product as a residual treatment to control Ticks including Deer Tick [(a.k.a. Black-legged Tick or Western Black-legged Tick)(*Ixodes scapularis*)], Lone Star Tick (*Amblyomma americanum*), Brown Dog Tick (*Rhipicephalus sanguineus*), American Dog Tick (*Dermacentor variabilis*), and Pacific Coast Tick (*Dermacentor occidentalis*). For each area listed below, apply until surface is wet (approximately 0.5 gal./375-500 ft<sup>2</sup> or 1 gal./750-1000 ft<sup>2</sup>).

Treat around windows and doors, porches, screens, eaves, patios, garages, under stairways and in crawl spaces where these pests may enter.

Treat a band of vegetation and leaf litter 6 to 10 feet wide around and the outside of buildings to help control ticks occurring there.

To help control ticks in outdoor activity areas, treat a band of vegetation and leaf litter 6 – 10 feet wide and adjacent to activity areas, especially where dense vegetation occurs.

**(SEPARATE PACKAGING/LABELING ONLY)**

**ON CLOTHING**

General [Clothing] Instructions:

To repel & kill mosquitoes, chiggers, mites and ticks, including Ticks which carry Lyme Disease and Rocky Mountain Spotted Fever.

**This product must not be applied to clothing while it is being worn. Under no circumstances should bare skin or clothing on the body be treated.**

Do not spray directly on or otherwise allow to come in contact with skin, face, or eyes. This product is to be used as a clothing treatment only. In case of accidental spraying of skin, face or eyes, see “First Aid” on side panel. Make all applications outdoors. Do not exceed recommended spraying times. In heavily infested areas, protection from ticks will be improved by either wearing the cuffs inside footwear or taping pant cuffs around legs. Protection from mosquitoes can be further enhanced by applying an EPA approved repellent to face, hands and other exposed areas of the body.

Initial Treatment Instructions:

[Pump and Spray Packaging Directions:] [Activate pump 5 to 10 times to spray. Completely remove pump top, use just enough repellent to cover clothing, recharging pump as needed.]



For six week [42 day] protection against ticks, chiggers, mites and mosquitoes select an outdoor area protected from the wind spray outer surfaces of clothing (while not being worn) with a slow sweeping motion to lightly moisten the surface of the fabric, holding pump at a distance of 6 to 8 inches. (A complete outfit consists of shirt, trousers, and socks.) Treat outer surfaces of each outfit, front and back, for 30 seconds on each side and allow to dry for at least 2 hours (4 hours under humid conditions). Pay particular attention to socks, trouser cuffs, and shirt cuffs.

[Directions for use “Option” to complement clothing treatment package size.]

e.g. 6 oz. net package: One pump bottle will treat one complete outfit.

e.g. 12 oz. net package: One pump bottle will treat two complete outfits. Use ½ of bottle for each complete outfit.

e.g. 24 oz. net package: One pump bottle will treat four complete outfits. Use ¼ of bottle for each complete outfit.

GEAR: MOSQUITO NETTING, NETS, TENTS, CANOPIES, SCREEN ENCLOSURES, SLEEPING BAGS, BACKPACKS, GROUND CLOTHS, HAMMOCKS AND CAMPING CHAIRS: Do not treat inside of sleeping bag. Spray exterior surfaces of tent only. Select a well-ventilated outdoor area protected from wind and lay out [or hang] gear [article] to be treated. Hold pump [container] upright about 6 to 8 inches from surface of the article and spray [with a slow sweeping motion] to lightly moisten the surface of the fabric. Continue spraying over entire article, until the outer surfaces of the article are moist enough to cause a light color change [or darkening]. Hang treated gear [article] and allow to dry for at least 2 hours (4 hours under humid conditions) before using.

#### Re-treatment Instructions:

This product contains an active ingredient, which actually binds to the fabric being treated, providing residual protection, which lasts a minimum of six weeks [42 days], and holds up through several machine washings. Follow standard laundering procedures. Clothing should be retreated after six weeks [42 days] or after the sixth laundering to maintain adequate protection. Do not retreat gear more than once every six weeks [42 days]. For retreatment, follow instructions for initial treatment. [Do not dry clean.]

#### (ALTERNATE APPLICATION PROCEDURE FOR CLOTHING USING RESEALABLE BAG)

##### **OPTION 1: 6 OZ. /3 ARTICLES**

To repel & kill mosquitoes, chiggers, mites and ticks, including Ticks which carry Lyme disease and Rocky Mountain Spotted Fever.

**This product must not be applied to clothing while it is being worn. Under no circumstances should bare skin or clothing on the body be treated.**

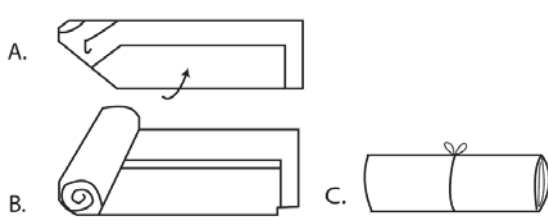
To be used for treatment of clothing and bed nets only. Make all applications outdoors. In case of accidental contact of skin, face or eyes, see "First Aid" on side panel. **DO NOT TREAT UNDERWEAR, HATS, CAPS OR INNER CLOTHING.**

**Components:** [zip lock] [zipper] [resealable] treatment bag, 6 oz. bottle of Permethrin solution, waterproof gloves, string.


For multi-bottle packaging: **Components:** The kit includes \_\_ [zip lock] [zipper] [resealable] treatment bags, \_\_ 6 oz. bottles of Permethrin solution, \_\_ pairs of waterproof gloves, and string.

**SHAKE WELL BEFORE USING: Application Procedure:** One kit will adequately treat 1 adult shirt, 1 adult trousers and 1 bed net. Pour the entire contents of the bottle into the [zip lock] [zipper] [resealable] treatment bag provided with the kit. Fill bottle (twice) with water and pour into bag. [For bulkier garments (denim jeans, heavy cotton shirts, etc.) fill bottle three times with water.] Lay garments [articles] (shirt, trousers and bed net) flat and on top of each other. Roll firmly [tightly] and tie with string provided. Place rolled up and tied garments [articles] (shirt, trousers and bed net) into the bag and seal the [zip lock] [zipper] [resealable] closure. Shake bag to provide uniform coverage of garments [items]. Let stand 2 hours or more. Wearing the waterproof gloves provided with kit, [unzip] [open] bag, remove garments [items], untie and hang outdoors until dry (approximately 2-3 hours). When dry, garments are ready to wear [items are ready for use]. Follow standard laundering procedures. Clothing should be retreated after six weeks [42 days] or after the sixth laundering to maintain adequate protection. Launder clothing at least once before retreating. [Do not dry clean.]

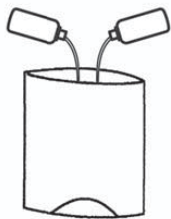
For further protection, use in conjunction with an insect repellent registered for direct application to the skin and utilize the following primary preventive measures: avoid areas where pests are found, wear appropriate clothing (light-colored, long sleeved shirt and long pants tucked into socks) and inspect body daily for ticks. Pant cuffs should be worn inside socks or footwear to ensure full protection against ticks and chiggers.



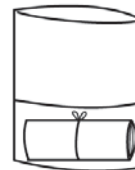
1. Lay articles (shirt, trousers or bed net) flat, fold (A) and roll tightly (B). Tie middle of roll tightly with string (C).



2. Pour the entire contents of the bottle into the bag.



3. Fill the bottle (twice) with water and pour into the bag.



4. Place rolled items into the bag and seal the closure.



5. Shake bag to provide uniform coverage of items. Let stand 2 hours or more.



6. Wearing the waterproof gloves, open bag and remove articles.



7. Untie string and hang articles outdoors until dry (2-3 hours). When dry, items are ready to wear/use.



8. If empty: Do not reuse this container. Place in trash or offer for recycling if available.

**OPTION 2: 3 OZ. /SINGLE ARTICLE**

To repel & kill mosquitoes, chiggers, mites and ticks, including Ticks which carry Lyme disease and Rocky Mountain Spotted Fever.

**This product must not be applied to clothing while it is being worn. Under no circumstances should bare skin or clothing on the body be treated.**

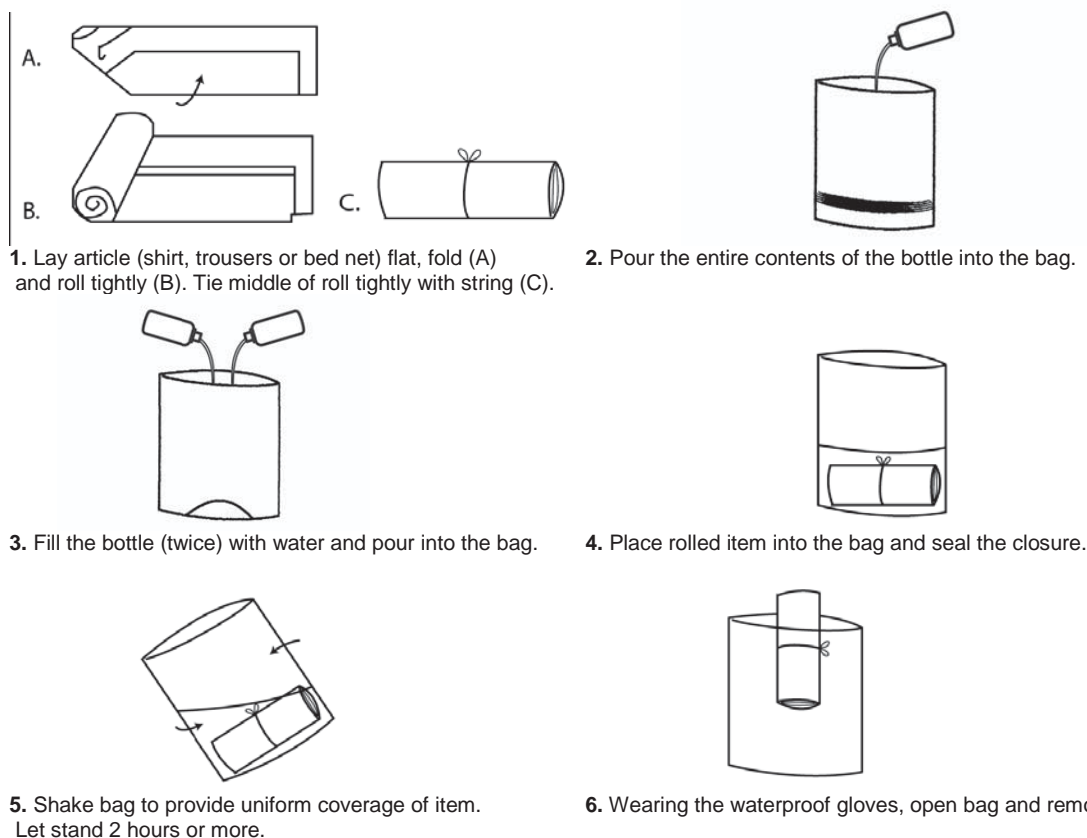
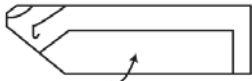

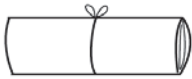


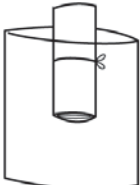


To be used for treatment of clothing or bed net only. Make all applications outdoors. In case of accidental contact of skin, face or eyes, see “First Aid” on side panel. **DO NOT TREAT UNDERWEAR, HATS, CAPS OR INNER CLOTHING.**

**Components:** [zip lock] [zipper] [resealable] treatment bag, 3 oz. bottle of Permethrin solution, waterproof gloves, string

**SHAKE WELL BEFORE USING: Application Procedure:** One kit will adequately treat one of the following: 1 adult shirt, 1 adult trousers or 1 bed net. Pour the entire contents of the bottle into the [zip lock] [zipper] [resealable] treatment bag provided with the kit. Fill bottle (twice) with water and pour into bag. [For bulkier garments [items] (denim jeans, heavy cotton shirts, etc.) fill bottle three times with water.] Lay garment [item] flat. Roll firmly [tightly] and tie with string provided. Place rolled up and tied garment [item] into the bag and seal the [zip lock] [zipper] [resealable] closure. Shake bag to provide uniform coverage of garment [article]. Let stand 2 hours or more. Wearing the waterproof gloves provided with kit, [unzip] [open] bag, remove garment [item], untie and hang outdoors until dry (approximately 2-3 hours). When dry, garment [item] is ready for use. Follow standard laundering procedures. Clothing should be retreated after six weeks [42 days] or after the sixth laundering to maintain adequate protection. Launder clothing at least once before retreating. [Do not dry clean.]

For further protection, use in conjunction with an insect repellent registered for direct application to the skin and utilize the following primary preventive measures: avoid areas where pests are found, wear appropriate clothing (light-colored, long sleeved shirt and long pants tucked into socks) and inspect body daily for ticks. Pant cuffs should be worn inside socks or footwear to ensure full protection against ticks and chiggers.

- 
- A.  B.  C.  D.  E.  F. 
1. Lay article (shirt, trousers or bed net) flat, fold (A) and roll tightly (B). Tie middle of roll tightly with string (C).
  2. Pour the entire contents of the bottle into the bag.
  3. Fill the bottle (twice) with water and pour into the bag.
  4. Place rolled item into the bag and seal the closure.
  5. Shake bag to provide uniform coverage of item. Let stand 2 hours or more.
  6. Wearing the waterproof gloves, open bag and remove article.



7. Untie string and hang article outdoors until dry (2-3 hours). When dry, item is ready to wear/use.



8. If empty: Do not reuse this container. Place in trash or offer for recycling if available.

## STORAGE AND DISPOSAL

**Storage:** Store in a cool, dry place inaccessible to children. **Disposal:** Nonrefillable container. Do not reuse or refill this container. **If empty:** Place in trash or offer for recycling if available. **If partly filled:** Call your local solid waste agency for disposal instructions. Never place unused product down any indoor or outdoor drain.

## PRECAUTIONARY STATEMENTS HAZARDS TO HUMANS AND DOMESTIC ANIMALS CAUTION

Avoid contact with face, eyes, or skin. Avoid breathing vapors or spray mist. Harmful if swallowed. Wash thoroughly after handling and before eating or smoking. Do not use on humans.

## FIRST AID

If Swallowed	<ul style="list-style-type: none"> <li>* Call a poison control center or doctor immediately for treatment advice.</li> <li>* Have person sip a glass of water if able to swallow.</li> <li>* Do not induce vomiting unless told to do so by a poison control center or doctor.</li> <li>* Do not give anything by mouth to an unconscious person.</li> </ul>
If Inhaled	<ul style="list-style-type: none"> <li>* Move person to fresh air.</li> <li>* If person is not breathing, call 911 or an ambulance, then give artificial respiration, preferably by mouth-to-mouth, if possible.</li> <li>* Call a poison control center or doctor for treatment advice.</li> </ul>
If On Skin	<ul style="list-style-type: none"> <li>* Take off contaminated clothing.</li> <li>* Rinse skin immediately with plenty of water for 15-20 minutes.</li> <li>* Call a poison control center or doctor for treatment advice.</li> </ul>
If In Eyes	<ul style="list-style-type: none"> <li>* Hold eye open and rinse slowly and gently with water for 15-20 minutes.</li> <li>* Remove contact lenses, if present, after the first 5 minutes, then continue rinsing eye.</li> <li>* Call a poison control center or doctor for treatment advice.</li> </ul>
<p>Have product container with you when calling for help or going for treatment. [Questions???: 800-356-7811, Weekdays from 9-5 EST.]</p>	

NOTE: The First Aid statement's grid format will be used if market label space permits; otherwise a paragraph format will be used.

### **ENVIRONMENTAL HAZARDS**

This product is extremely toxic to fish and other aquatic organisms. Do not apply directly to water. Do not contaminate water when disposing of equipment washwaters.

Buyer assumes all risks of use, storage or handling of this product not in strict accordance with directions given herewith.

Manufactured and Marketed By:  
Coulston Products Incorporated  
605 Seventh Ave. North  
P.O. Box 188  
Safety Harbor, FL 34695 USA

Made in U.S.A. ® & ™ Trademarks of Coulston Products Inc.  
© Copyright 1995-2015 CPI All Rights Reserved 08/15

EPA Reg. No. 50404-3      EPA Est. No. 58188-FL-1

Nomex® is a registered trademark of E.I. DuPont de Nemours and Co., Inc., Wilmington, Delaware.

## ~ OPTIONAL MARKETING LANGUAGE, SYMBOLS &amp; GRAPHICS ~

1. A Ready-To-Use DURANON® Stable Emulsion Insecticide
2. For Indoor/Outdoor Residential Use and in Kennels
3. For Control of Fleas, Ticks and Lice on Dogs
4. Controls Fleas and Ticks on Dogs for 35 Days
5. Aids in Control of Ticks on Dogs up to 6 Weeks

**(FOR 0.5, 1 AND 1.5 GALLON SIZES ONLY)**

6. For Control of Ticks which may cause Lyme disease and Rocky Mountain Spotted Fever around Homes & Campsites

**(CLOTHING AND GEAR TREATMENT: SEPARATE PACKAGING/LABELING ONLY)**

7. [Excellent] For Hunting, Fishing, Camping, & Scouting
10. [Permethrin] Clothing [and] [Gear] [and] [Garden][ing] [Apparel] [Treatment]
11. 1 Complete Outfit
12. Treats {X} Garments {X = number of 6 oz. bottles per box x 2 garments per treatment}
13. Treats {X} Complete Outfits {X = number of 3 oz. increments per bottle} An Outfit Is A Shirt, Pants, And Socks
14. Soak system
15. Insect Repellent
16. Pump-n-Spray
17. [Easy Application] Trigger Sprayer [Included]
18. Treatment for FR (flame resistant) and other clothing
19. Will (Does) not affect the protection properties of FR clothing and NOMEX® protective apparel
20. Will (Does) not leave flammable residue on clothing
21. Treatment for Gear, Mosquito Netting, Nets, Tents, Canopies, Screen Enclosures, Sleeping Bags, Backpacks, Groundcloths, Hammocks and Camping Chairs.
22. Repels & Kills Ticks, Chiggers, Mites and Mosquitoes

23. Repels and Kills Ticks which may carry Lyme Disease and Rocky Mountain Spotted Fever
24. Soak for 2 Hours
25. Effective for 6 (six) Weeks [42 days]
26. Effective through six (6) washings
27. Effective for 42 days or 6 washings
28. Odorless Permethrin
29. Non-Aerosol Pump
30. Clothing [and Gear] Treatment Only
31. A Treatment for Clothing [and Gear] [and Mosquito Netting, Nets, Tents, Canopies, Screen Enclosures, Sleeping Bags, Backpacks and Groundcloths]
32. Treatment for Clothing [and Gear] [and Mosquito Netting, Nets, Tents, Canopies, Screen Enclosures, Sleeping Bags, Backpacks and Groundcloths]
33. Treats [Clothing], [Gear], [and] [Garden][ing] [Apparel]
34. Permethrin Insect Repellent
35. Clothing [and [Gear] [&] [Tents]
36. Repels and Kills Mosquitoes and Ticks
37. Does not harm [any] fabrics or finishes
38. Odorless Insect Repellent
39. [Permethrin] [Odorless] Insect Repellent for Clothing [and] [Gear] [and] [Garden][ing] [Apparel]
40. [Insect Repellent] Protective Treatment for Clothing [Gear] [and] [Garden][ing] [Apparel] [Application]
41. Clothing [and Gear] [and] [Garden][ing] [Apparel]Treatment
42. Not Effective on Skin Apply to Fabric Only
43. Do Not Apply To skin
44. Graphics and/or symbols:



## PACKAGE INSERT

- A. For treatment of packs, tents, camp chairs, and other non washable items the application will last through 42 days of exposure to sun and air.
- B. Treating a tent and camp chairs while camping is an excellent source of bug protection.
- C. When treating clothing, Sawyer recommends 3 ounces of formula per garment. It does not matter whether the garment is a size small or extra large; you are seeking the molecules in 3 ounces of the formula to protect you. If you are treating your socks, they count in the overall application as well and the formula used is part of the 6 ounces needed to treat an outfit. Applying less than 3 ounces per garment will lead to unsatisfactory results.
- D. The more permethrin molecules in the area the greater your overall protection. Treating your shirt and pants is much more effective than just treating one of the garments. Also treating your back pack significantly adds to the protection from your shirt and pants.
- E. While ticks usually find you at the ankle level (be sure to treat the socks and pants) they can also climb bushes and find you at a higher level so be sure to treat your shirt as well if you are around bushes and concerned about ticks.
- F. Sweating and exposure to water does not significantly deteriorate the application. It is primarily the agitation of a washing machine which deteriorates the permethrin application as it knocks the molecules loose from the fabric. For best results Sawyer recommends hand washing and air drying. When using a conventional washer and dryer, use the gentle wash and dry cycles. Loss due to the dryer is limited compared to the detergent and washer agitation. Dry cleaning removes the permethrin from the fabric.
- G. Storing garments in dark plastic bags between uses helps to preserve the application.
- H. Do not expose cats to wet permethrin as it affects their central nervous system. This is not true with dogs, horses, or cows. Cats can be around permethrin treated fabrics once the application has dried.