

50404-3 7.6.207

Y12



UNITED STATES ENVIRONMENTAL PROTECTION AGENCY  
WASHINGTON, D.C. 20460

OFFICE OF  
PREVENTION, PESTICIDES AND  
TOXIC SUBSTANCES

Timothy H. Dickens, Ph.D.  
Registered Agent  
Coulston Products Inc.  
c/o Scientific Coordination, Inc.  
4629 Cherry Valley Drive  
Rockville, MD 20853

JUL 6 2007

RE: CIC Residual Insecticide No. 1  
EPA Reg. No.: 50404-3  
Date of Submission: June 4, 2007

Dear Dr Dickens:

The Agency is in receipt of your Application for Pesticide Notification under Pesticide Registration Notice (PRN) 98-10 dated June 4, 2007, for the product CIC Residual Insecticide No. 1. The Registration Division (RD) has conducted a review of this request for its applicability under PRN 98-10 and finds that the action(s) requested fall within the scope of PRN 98-10. The label submitted with the application has been stamped "Notification" and will be placed in our records.

If you have any questions, please call me directly at 703-305-6249 or Joyce Edwards of my staff at 703-308-5479.

Sincerely,

A handwritten signature in black ink, appearing to read "Linda Arrington".

Linda Arrington  
Notifications & Minor Formulations Team Leader  
Registration Division (7505P)  
Office of Pesticide Programs

2/12



United States  
**Environmental Protection Agency**  
 Washington, DC 20460

|                                     |              |
|-------------------------------------|--------------|
| <input type="checkbox"/>            | Registration |
| <input type="checkbox"/>            | Amendment    |
| <input checked="" type="checkbox"/> | Other        |

OPP Identifier Number

**Application for Pesticide - Section I**

|   |   |  |
|---|---|--|
| 1. Company/Product Number<br>50404-3  | 2. EPA Product Manager<br>George T. LaRocca   | 3. Proposed Classification<br><input checked="" type="checkbox"/> None <input type="checkbox"/> Restricted |
| 4. Company/Product (Name)<br>CIC RESIDUAL INSECTICIDE NO. 1   | PM#<br>13   |  |
| 5. Name and Address of Applicant (Include ZIP Code)<br>Coulston Products Inc, c/o Scientific Coordination, Inc.<br>4629 Cherry Valley Drive<br>Rockville, MD 20853<br><input type="checkbox"/> Check if this is a new address | 6. Expedited Review. In accordance with FIFRA Section 3(c)(3)(b)(i), my product is similar or identical in composition and labeling to:<br>EPA Reg. No. _____<br>Product Name _____ |  |

**Section - II**

|  |  |
|--|--|
| <input type="checkbox"/> Amendment - Explain below.                            | <input type="checkbox"/> Final printed labels in response to Agency letter dated _____ |
| <input type="checkbox"/> Resubmission in response to Agency letter dated _____ | <input type="checkbox"/> "Me Too" Application.   |
| <input checked="" type="checkbox"/> Notification - Explain below.              | <input type="checkbox"/> Other - Explain below.  |

**NOTIFICATION**

**JUL - 6 2007**

**Explanation:** Use additional page(s) if necessary. (For section I and Section II.)

"Notification to add the packaging labeling statements, "Activate pump 5 to 10 times to spray. Completely remove pump top, use just enough repellent to cover clothing, recharging pump as needed." to the label per PR Notice 83-3, Section II.E. and to add a corresponding pictogram per PR Notice 83-3, Section II.H." "This notification is consistent with the provisions of PR Notice 98-10 and EPA regulations at 40 CFR 152.46, and no other changes have been made to the labeling or the confidential statement of formula of this product. I understand that it is a violation of 18 U.S.C. Sec. 1001 to willfully make any false statement to EPA. I further understand that if this notification is not consistent with the terms of PR Notice 98-10 and 40 CFR 152.46, this product may be in violation of FIFRA and I may be subject to enforcement action and penalties under sections 12 and 14 of FIFRA."

**Section - III**

|   |  |   |   |  |   |
|---|--|---|---|--|---|
| 1. Material This Product Will Be Packaged In:   |  |   |   | 2. Type of Container   |   |
| Child-Resistant Packaging<br><input type="checkbox"/> Yes<br><input checked="" type="checkbox"/> No                     | Unit Packaging<br><input type="checkbox"/> Yes<br><input checked="" type="checkbox"/> No | Water Soluble Packaging<br><input type="checkbox"/> Yes<br><input checked="" type="checkbox"/> No |   | <input checked="" type="checkbox"/> Metal                                    | <input checked="" type="checkbox"/> Plastic |
| * Certification must be submitted   |  | If "Yes" Unit Packaging wgt.  | No. per container                               | If "Yes" Package wgt   | No. per container                           |
|   |  |   |   | <input type="checkbox"/> Glass   | <input type="checkbox"/> Paper              |
|   |  |   |   | <input type="checkbox"/> Other (Specify) _____                               |   |
| 3. Location of Net Contents Information<br><input checked="" type="checkbox"/> Label <input type="checkbox"/> Container |  | 4. Size(s) Retail Container<br>3, 6, 9, 13.5, 15 oz., 0.5, 1, 1.5 gal.                            |   | 5. Location of Label Directions<br><input checked="" type="checkbox"/> Label |   |
| 6. Manner in Which Label is Affixed to Product  |  |   | <input checked="" type="checkbox"/> Lithograph  | <input type="checkbox"/> Other _____   |   |
|   |  |   | <input checked="" type="checkbox"/> Paper glued |  |   |
|   |  |   | <input checked="" type="checkbox"/> Stenciled   |  |   |

**Section - IV**

|   |                              |   |
|---|------------------------------|---|
| 1. Contact Point (Complete items directly below for identification of individual to be contacted, if necessary, to process this application.)   |                              |   |
| Name<br>Timothy H. Dickens, Ph.D.   | Title<br>Registered Agent    | Telephone No. (Include Area Code)<br>301-570-4390 |
| <p align="center"><b>Certification</b></p> <p>I certify that the statements I have made on this form and all attachments thereto are true, accurate and complete. I acknowledge that any knowingly false or misleading statement may be punishable by fine or imprisonment both under applicable law.</p> |                              | 6. Date Application Received<br><br>(Stamped)     |
| 2. Signature  | 3. Title<br>Registered Agent |   |
| 4. Typed Name<br>Timothy H. Dickens, Ph.D.  | 5. Date<br>4 June 2007       |   |

### CIC RESIDUAL INSECTICIDE NO. 1

[A Ready-To-Use DURANON® Stable Emulsion Insecticide]  
[For Indoor/Outdoor Residential Use and in Kennels]  
[For Control of Fleas, Ticks and Lice on Dogs]  
[Controls Fleas and Ticks on Dogs for 35 Days]  
[Aids in Control of Ticks on Dogs up to 6 Weeks]

**NOTIFICATION**

**JUL - 6 2007**

**(FOR 0.5, 1 AND 1.5 GALLON SIZES ONLY)**

[For Control of Ticks which may cause Lyme disease and Rocky Mountain Spotted Fever around Homes & Campsites]

**(CLOTHING TREATMENT: SEPARATE PACKAGING/LABELING ONLY)**

[Treatment for FR (flame resistant) and other clothing]  
[Will Not affect the protection properties of FR clothing and NOMEX® protective apparel]  
[Will Not leave flammable residue on clothing]  
[REPELS & KILLS TICKS, CHIGGERS, MITES AND MOSQUITOES]  
[Repels and Kills Ticks which may carry Lyme Disease and Rocky Mountain Spotted Fever]  
[SOAK FOR 2 HOURS] [EFFECTIVE FOR 6 WEEKS] [EFFECTIVE THROUGH SIX WASHINGS]  
[ODORLESS PERMETHRIN][NON-AEROSOL PUMP]  
[CLOTHING TREATMENT ONLY][A TREATMENT FOR CLOTHING]  
[TREATMENT FOR CLOTHING]  
[INSECT REPELLENT PROTECTIVE TREATMENT FOR CLOTHING APPLICATION]  
[MILITARY STYLE CLOTHING TREATMENT]  
[Clothing Treatment]  
**DO NOT APPLY TO SKIN**

|                                     |         |
|-------------------------------------|---------|
| ACTIVE INGREDIENT: Permethrin*..... | 0.50%   |
| INERT INGREDIENTS: .....            | 99.50%  |
| TOTAL: .....                        | 100.00% |

\*(3-phenoxyphenyl) methyl (±) *cis/trans* 3-(2,2-dichloroethenyl) 2,2-dimethylcyclopropanecarboxylate  
*Cis/Trans* Ratio: min. 35% (±) *cis* and max. 65%(+) *trans*.

**KEEP OUT OF REACH OF CHILDREN**


**CAUTION**

See back panel for additional precautions [precautionary statements].

Net Contents: \_\_\_\_\_ fluid [fl] oz.

Lot Number: \_\_\_\_\_

[ ] Denotes Alternate Text.  
Underlined Denotes New Text.



## DIRECTIONS FOR USE

It is a violation of Federal law to use this product in a manner inconsistent with its labeling. (Depending on container used in market either a trigger, pump or other type sprayer, with instructions, will be included with the product.) Do not transfer to another container. SHAKE WELL BEFORE USING.

## INDOOR APPLICATION

For spot application only. Do not use as a space spray indoors. For home residential use only. Avoid contamination of feed and foodstuffs. In the home, all food processing surfaces and utensils should be covered during treatment or thoroughly washed before use. Exposed food/feed should be covered or removed. Remove pets and birds, and cover fish aquaria before making surface applications. Do not use this product in or on electrical equipment due to the possibility of shock hazard.

**SURFACE SPRAYING:** To control cockroaches, waterbugs, palmetto bugs, scorpions, millipedes, centipedes, sowbugs, pillbugs, ants, silverfish, firebrats, spiders, crickets, clover mites, cheese mites, granary weevils, rice weevils, confused flour beetles, rust red flour beetles, drugstore beetles, meal worms, grain mites and caddises: Direct the spray into hiding places, cracks and crevices, behind shelves and drawers. For silverfish, spray bookcases. For ants, spray trails, nests and points of entry.

To control carpet beetles: Spray edges of carpeting and under carpeting and rugs. Make localized application to floor and baseboards. Spray directly into cracks, crevices and infested areas of shelving.

To control bedbugs: Spray mattresses lightly, particularly around tufts and seams. Take beds apart and spray in all joints. Treat baseboards, moldings and floors.

To control fleas (adults and larvae) and ticks, including Ticks which may carry Lyme disease and Rocky Mountain Spotted Fever (adults and larvae): Thoroughly spray infested areas, pet beds, resting quarters, nearby cracks and crevices, along and behind baseboards, moldings, window and door frames, and entire areas of floor and floor covering. Fresh bedding should be placed in animal quarters following treatment. Allow to dry thoroughly before allowing pets to contact treated areas.

To control clothes moths: Remove any infested articles from storage, brush thoroughly, and air for several hours in sunlight, if possible. Apply spray liberally to empty chests, closets, bureaus and other storages directing spray into cracks, joints and crevices. After airing, infested articles may be treated lightly, keeping sprayer nozzle at least 18 inches from fabric to avoid staining.

To kill lice and louse eggs: spray in an inconspicuous area to test for possible staining or discoloration. Inspect again after drying, then proceed to spray entire area to be treated. Spray from a distance of 8 to 10 inches. Treat only those garments and parts of bedding, including mattresses and furniture that cannot be either laundered or dry cleaned. Allow all treated articles to dry thoroughly before use.

Read entire label before each use. Use only on dogs.

### ON DOGS

To control fleas, ticks (including Ticks which can infect dogs with Lyme disease) and lice: Start spraying at the tail, moving the dispenser rapidly and making sure that the animals entire body is covered, including the legs and underbody. While spraying, fluff the hair so that the spray will penetrate to the skin. Make sure spray wets thoroughly, but do not saturate animal. Do not spray into eyes and face. Avoid contact with genitalia. Wear rubber gloves or mitts when applying this product. Repeat application every 5 weeks as necessary.

Do not use on puppies under twelve weeks. Consult a veterinarian before using this product on debilitated, medicated, aged, pregnant or nursing animals. Do not use on cats or kittens. Sensitivities may occur after using ANY pesticide product for pets. If signs of sensitivity occur bathe your pet with mild soap and rinse with large amounts of water. If signs continue, consult a veterinarian immediately. For product questions and emergency information call 800-940-4464.

### FOR CONTROL OF HOME GARDEN INSECTS

For use on roses, dahlias, asters and other ornamentals to kill Japanese beetles hit by spray as well as whiteflies, aphids, exposed thrips, spiders, red mites and leafminers.

May be used on plants as a multi-purpose spray in small home gardens and for spot treatments of incipient insect infestations to prevent spreading in larger home garden areas.

May also be used on other plants such as African violets, asters, azaleas, begonias, camellias, carnations, chrysanthemums, dahlias, delphiniums, dogwoods, English ivy, eunonymus, fuschia, geraniums, crassula, grape vines, Kentia palms, laurels, marigolds, rhododendrons, roses, rubber plants, snapdragons, stocks, wandering jews, and zinnias.

Effective when used as directed against whiteflies, aphids, spider and red mites, exposed thrips, lace bugs, Japanese beetles, pavement ants, clover mites and army worms.

When spraying plants, do not operate closer than 18 inches. Use sweeping motion. Be cautious about wetting tender foliage, young plants and new growth. Do not spray plants when temperatures exceed 90°F. Contact insects directly whenever possible.

**(FOR 0.5, 1 AND 1.5 GALLON SIZE ONLY)**

### OUTDOOR APPLICATION

**TO CONTROL TICKS, INCLUDING TICKS WHICH MAY CARRY LYME DISEASE AND ROCKY MOUNTAIN SPOTTED FEVER (PERIMETER TREATMENT AROUND HOMES & CAMPSITES):**

Use this product as a residual treatment to control Ticks including Deer Tick [(a.k.a. Black-legged Tick or Western Black-legged Tick)(*Ixodes scapularis*)], Lone Star Tick (*Amblyomma americanum*), Brown Dog Tick (*Rhipicephalus sanguineus*), American Dog Tick (*Dermacentor variabilis*), and Pacific Coast Tick (*Dermacentor occidentalis*). For each area listed below, apply until surface is wet (approximately 0.5 gal./375-500 ft<sup>2</sup> or 1 gal./750-1000 ft<sup>2</sup>).

6/12

Treat around windows and doors, porches, screens, eaves, patios, garages, under stairways and in crawl spaces where these pests may enter.

Treat a band of vegetation and leaf litter 6 to 10 feet wide around and the outside of buildings to help control ticks occurring there.

To help control ticks in outdoor activity areas, treat a band of vegetation and leaf litter 6 – 10 feet wide and adjacent to activity areas, especially where dense vegetation occurs.

**(SEPARATE PACKAGING/LABELING ONLY)**

**ON CLOTHING**

To repel & kill mosquitoes, chiggers, mites and ticks, including Ticks which carry Lyme Disease and Rocky Mountain Spotted Fever.

**This product must not be applied to clothing while it is being worn. Under no circumstances should bare skin or clothing on the body be treated.**

Do not spray directly on or otherwise allow to come in contact with skin, face, or eyes. This product is to be used as a clothing treatment only. In case of accidental spraying of skin, face or eyes, see "First Aid" on side panel. Make all applications outdoors.

[Pump and Spray Packaging Directions:] [Activate pump 5 to 10 times to spray. Completely remove pump top, use just enough repellent to cover clothing, recharging pump as needed.]



For six week protection against ticks, chiggers, mites and mosquitoes select an outdoor area protected from the wind, spray outer surfaces of clothing (while not being worn) with a slow sweeping motion to lightly moisten the surface of the fabric, holding pump at a distance of 6 to 8 inches. (A complete outfit consists of shirt, trousers, and socks.) Treat outer surfaces of each outfit, front and back, for 30 seconds on each side and allow to dry for at least 2 hours (4 hours under humid conditions). Pay particular attention to socks, trouser cuffs, and shirt cuffs.

[Directions for use "Option" to complement clothing treatment package size.]

e.g. 6 oz. net package: One pump bottle will treat one complete outfit.

e.g. 12 oz. net package: One pump bottle will treat two complete outfits. Use ½ of bottle for each complete outfit.

Do not exceed recommended spraying times. Clothing should be retreated after six weeks or after the sixth laundering to maintain adequate protection. In heavily infested areas protection from ticks will be improved by either wearing the cuffs inside footwear or taping pant cuffs around legs. Protection from mosquitoes can be further enhanced by applying an EPA approved repellent to face, hands and other exposed areas of the body.

## (ALTERNATE APPLICATION PROCEDURE FOR CLOTHING USING RESEALABLE BAG)

**OPTION 1: 6 OZ. /3 ARTICLES**

To repel & kill mosquitoes, chiggers, mites and ticks, including Ticks which carry Lyme disease and Rocky Mountain Spotted Fever.

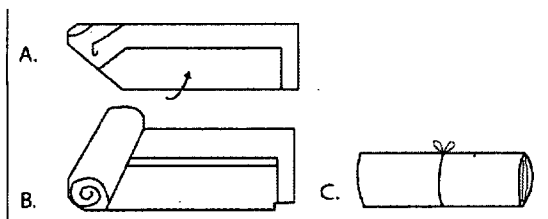
**This product must not be applied to clothing while it is being worn. Under no circumstances should bare skin or clothing on the body be treated.**

To be used for treatment of clothing and bed nets only. Make all applications outdoors. In case of accidental contact of skin, face or eyes, see "First Aid" on side panel. **DO NOT TREAT UNDERWEAR, HATS, CAPS OR INNER CLOTHING.**


**Components:** [zip lock] [zipper] [resealable] treatment bag, 6 oz. bottle of Permethrin solution, waterproof gloves, string

**SHAKE WELL BEFORE USING: Application Procedure:** One kit will adequately treat 1 adult shirt, 1 adult trousers and 1 bed net. Pour the entire contents of the bottle into the [zip lock] [zipper] [resealable] treatment bag provided with the kit. Fill bottle (twice) with water and pour into bag. [For bulkier garments (denim jeans, heavy cotton shirts, etc.) fill bottle three times with water.] Lay garments [articles] (shirt, trousers and bed net) flat and on top of each other. Roll firmly [tightly] and tie with string provided. Place rolled up and tied garments [articles] (shirt, trousers and bed net) into the bag and seal the [zip lock] [zipper] [resealable] closure. Shake bag to provide uniform coverage of garments [items]. Let stand 2 hours or more. Wearing the waterproof gloves provided with kit, [unzip] [open] bag, remove garments [items], untie and hang outdoors until dry (approximately 2-3 hours). When dry, garments are ready to wear [items are ready for use]. Follow standard laundering procedures. Clothing should be retreated after six weeks or after the sixth laundering to maintain adequate protection. Launder clothing at least once before retreating. [Do not dry clean.]

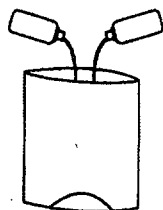
For further protection, use in conjunction with an insect repellent registered for direct application to the skin and utilize the following primary preventive measures. Avoid areas where pests are found, wear appropriate clothing (light-colored, long sleeved shirt and long pants tucked into socks) and inspect body daily for ticks. Pant cuffs should be worn inside socks or footwear to ensure full protection against ticks and chiggers.




1. Lay articles (shirt, trousers or bed net) flat, fold (A) and roll tightly (B). Tie the middle of roll tightly with string (C).



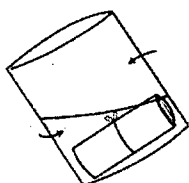
2. Pour the entire contents of the bottle into the bag.



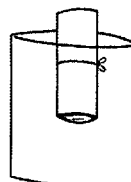
3. Fill the bottle (twice) with water and pour into the bag.




4. Place rolled items into the bag and seal the closure.



5. Shake bag to provide uniform coverage of items. Let stand 2 hours or more.



6. Wearing the waterproof gloves, open bag and remove articles.



7. Untie string and hang articles outdoors until dry (2-3 hours). When dry, items are ready to wear/use.



8. If empty: Do not reuse this container. Place in trash or offer for recycling if available.

## OPTION 2: 3 OZ. /SINGLE ARTICLE

To repel & kill mosquitoes, chiggers, mites and ticks, including Ticks which carry Lyme disease and Rocky Mountain Spotted Fever.

**This product must not be applied to clothing while it is being worn. Under no circumstances should bare skin or clothing on the body be treated.**

To be used for treatment of clothing or bed net only. Make all applications outdoors. In case of accidental contact of skin, face or eyes, see "First Aid" on side panel. **DO NOT TREAT UNDERWEAR, HATS, CAPS OR INNER CLOTHING.**

**Components:** [zip lock] [zipper] [resealable] treatment bag, 3 oz. bottle of Permethrin solution, waterproof gloves, string

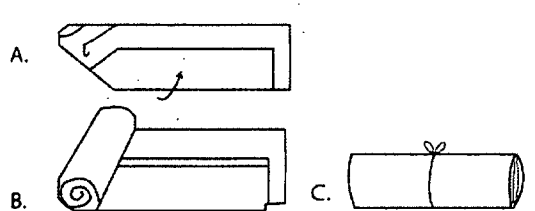
**SHAKE WELL BEFORE USING: Application Procedure:** One kit will adequately treat one of the following: 1 adult shirt, 1 adult trousers or 1 bed net. Pour the entire contents of the bottle into the [zip lock] [zipper] [resealable] treatment bag provided with the kit. Fill bottle (twice) with water and pour into bag. [For bulkier garments [items] (denim jeans, heavy cotton shirts, etc.) fill bottle three times with water.] Lay garment [item] flat. Roll firmly [tightly] and tie with string provided. Place rolled up and tied garment [item] into the bag and seal the [zip lock] [zipper] [resealable] closure. Shake bag to provide uniform coverage of garment [article]. Let stand 2 hours or more. Wearing the waterproof gloves provided with kit, [unzip] [open] bag, remove garment [item], untie and hang outdoors until dry (approximately 2-3 hours). When dry, garment [item] is ready for use. Follow standard laundering




7/12

procedures. Clothing should be retreated after six weeks or after the sixth laundering to maintain adequate protection. Launder clothing at least once before retreating. [Do not dry clean.]

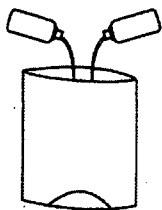
For further protection, use in conjunction with an insect repellent registered for direct application to the skin and utilize the following primary preventive measures. Avoid areas where pests are found, wear appropriate clothing (light-colored, long sleeved shirt and long pants tucked into socks) and inspect body daily for ticks. Pant cuffs should be worn inside socks or footwear to ensure full protection against ticks and chiggers.



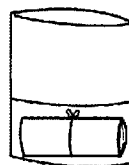
1. Lay article (shirt, trousers or bed net) flat, fold (A) and roll tightly (B). Tie middle of roll tightly with string (C).



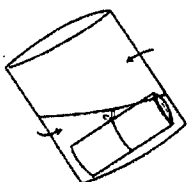
2. Pour the entire contents of the bottle into the bag.



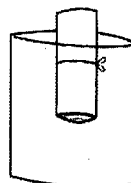
3. Fill the bottle (twice) with water and pour into the bag.



4. Place rolled item into the bag and seal the closure.



5. Shake bag to provide uniform coverage of item. Let stand 2 hours or more.



6. Wearing the waterproof gloves, open bag and remove article.



7. Untie string and hang article outdoors until dry (2-3 hours). When dry, item is ready to wear/use.



8. If empty: Do not reuse this container. Place in trash or offer for recycling if available.

**STORAGE AND DISPOSAL**

**Storage:** Store in a cool, dry place inaccessible to children.

**If empty:** Do not reuse this container. Place in trash or offer for recycling if available. **If partly filled:** Call your local solid waste agency [or 1-800-CLEANUP] for disposal instructions. Never place unused product down any indoor or outdoor drain.

**PRECAUTIONARY STATEMENTS  
HAZARDS TO HUMANS AND DOMESTIC ANIMALS  
CAUTION**

Avoid contact with face, eyes, or skin. Avoid breathing vapors or spray mist. Harmful if swallowed. Wash thoroughly after handling and before eating or smoking. Do not use on humans.

**FIRST AID**

|   |  |
|---|--|
| If Swallowed  | <ul style="list-style-type: none"> <li>* Call a poison control center or doctor immediately for treatment advice.</li> <li>* Have person sip a glass of water if able to swallow.</li> <li>* Do not induce vomiting unless told to do so by a poison control center or doctor.</li> <li>* Do not give anything by mouth to an unconscious person.</li> </ul> |
| If Inhaled  | <ul style="list-style-type: none"> <li>* Move person to fresh air.</li> <li>* If person is not breathing, call 911 or an ambulance, then give artificial respiration, preferably by mouth-to-mouth, if possible.</li> <li>* Call a poison control center or doctor for treatment advice.</li> </ul>  |
| If On Skin  | <ul style="list-style-type: none"> <li>* Take off contaminated clothing.</li> <li>* Rinse skin immediately with plenty of water for 15-20 minutes.</li> <li>* Call a poison control center or doctor for treatment advice.</li> </ul>  |
| If In Eyes  | <ul style="list-style-type: none"> <li>* Hold eye open and rinse slowly and gently with water for 15-20 minutes.</li> <li>* Remove contact lenses, if present, after the first 5 minutes, then continue rinsing eye.</li> <li>* Call a poison control center or doctor for treatment advice.</li> </ul>  |
| <p>Have product container with you when calling for help or going for treatment.<br/>Questions???: 800-940-4464, Weekdays from 9-5 EST.</p> |  |

NOTE: The First Aid statement's grid format will be used if market label space permits; otherwise a paragraph format will be used.

**ENVIRONMENTAL HAZARDS**

This product is extremely toxic to fish and other aquatic organisms. Do not apply directly to water. Do not contaminate water when disposing of equipment washwaters.

Buyer assumes all risks of use, storage or handling of this product not in strict accordance with directions given herewith.

11/12

**Manufactured and Marketed By:**

Coulston Products Incorporated, 605 Seventh Ave. North, P.O. Box 188, Safety Harbor, FL 34695 USA

Made in U.S.A. ® & ™ Trademarks of Coulston Products Inc.

© Copyright 1995-2007 CPI All Rights Reserved 05/07

EPA Reg. No. 50404-3      EPA Est. No. 54287-FL-1

Nomex® is a registered trademark of E.I. DuPont de Nemours and Co., Inc., Wilmington, Delaware.  
50404-3NOTIF.REF.-060107

