

48813-1

9/23/2011

10419



UNITED STATES ENVIRONMENTAL PROTECTION AGENCY  
WASHINGTON, D.C. 20460

SEP 23 2011

OFFICE OF CHEMICAL SAFETY  
AND POLLUTION PREVENTION

**NOTIFICATION**

**SEP 23 2011**

Name Lynn Georges  
Company Brandt Consolidated Inc.  
Address 2935 South Koke Mill Road  
Springfield, IL 62711

Subject: Notification: Alternate brand names and another change on Sublabel B  
Brandt STS Horticultural Oil  
EPA Registration Number 48813-1  
Date received July 8, 2011

Dear Ms. Georges:

The Agency is in receipt of your Application dated August 1, 2011 for Pesticide Notification under Pesticide Registration Notice (PRN) 98-10 for the product Brandt STS Horticultural Oil. The Registration Division (RD) has conducted a review of this request for its applicability under PRN 98-10 and finds that the following actions that you requested fall within the scope of PRN 98-10:

1. Addition of alternate brand names TriTech and TresOil.
2. Changing the statement "For Organic Production" to "For Organic Gardening" on Sublabel B which is meant for non-commercial and residential use.

The label submitted with the application has been stamped "Notification" and will be placed in our records.

If you have any questions, please call me directly at 703-308-8291.

Sincerely,

A handwritten signature in cursive script that reads "R Kumar".

Rita Kumar  
Senior Regulatory Specialist  
Insecticide-Rodenticide Branch  
Registration Division (7505P)  
Office of Pesticide Programs  
E-mail: kumar.rita@epa.gov



United States  
Environmental Protection Agency  
Washington, DC 20460

<input type="checkbox"/>	Registration
<input type="checkbox"/>	Amendment
<input checked="" type="checkbox"/>	Other

OPP Identifier Number

### Application for Pesticide - Section I

1. Company/Product Number 48813-1	2. EPA Product Manager Venus Eagle	3. Proposed Classification <input checked="" type="checkbox"/> None <input type="checkbox"/> Restricted
4. Company/Product (Name) BRANDT STS HORTICULTURAL OIL	PM# Team 1	
5. Name and Address of Applicant (Include ZIP Code) Brandt Consolidated, Inc. 2935 South Koke Mill Road Springfield, IL 62711 <input type="checkbox"/> Check if this is a new address	6. Expedited Review. In accordance with FIFRA Section 3(c)(3) (b)(i), my product is similar or identical in composition and labeling to: EPA Reg. No. _____ Product Name _____	

**NOTIFICATION**

SEP 23 2011

### Section - II

<input type="checkbox"/> Amendment - Explain below.	<input type="checkbox"/> Final printed labels in response to Agency letter dated _____
<input type="checkbox"/> Resubmission in response to Agency letter dated _____	<input type="checkbox"/> "Me Too" Application.
<input checked="" type="checkbox"/> Notification - Explain below.	<input type="checkbox"/> Other - Explain below.

**Explanation:** Use additional page(s) if necessary. (For section I and Section II.)

The addition of two Alternate Brand Names - TriTech™ and TresOil™, and the revision on Sublabel B (Non-commercial/Residential Uses) of "For Organic Production" to "For Organic Gardening" - per PR Notice 98-10. This notification is consistent with the provisions of PR Notice 98-10 and EPA regulations at 40 CFR 152.46, and no other changes have been made to the labeling or the confidential statement of formula of this product. I understand that it is a violation of 18 U.S.C. Sec. 1001 to willfully make any false statement to EPA. I further understand that if this notification is not consistent with the terms of PR Notice 98-10 and 40 CFR 152.46, this product may be in violation of FIFRA and I may be subject to enforcement action and penalties under sections 12 and 14 of FIFRA.

### Section - III

1. Material This Product Will Be Packaged In:				2. Type of Container	
Child-Resistant Packaging <input type="checkbox"/> Yes <input checked="" type="checkbox"/> No	Unit Packaging <input type="checkbox"/> Yes <input checked="" type="checkbox"/> No	Water Soluble Packaging <input type="checkbox"/> Yes <input checked="" type="checkbox"/> No		<input type="checkbox"/> Metal	<input checked="" type="checkbox"/> Plastic
* Certification must be submitted		If "Yes" Unit Packaging wgt.	No. per container	<input type="checkbox"/> Glass	<input type="checkbox"/> Paper
		If "Yes" Package wgt.	No. per container	<input type="checkbox"/> Other (Specify) _____	
3. Location of Net Contents Information <input checked="" type="checkbox"/> Label <input type="checkbox"/> Container		4. Size(s) Retail Container		5. Location of Label Directions <input checked="" type="checkbox"/> on container	
6. Manner in Which Label is Affixed to Product <input checked="" type="checkbox"/> Lithograph Paper glued Stenciled			<input type="checkbox"/> Other _____		

### Section - IV

1. Contact Point (Complete items directly below for identification of individual to be contacted, if necessary, to process this application.)					
Name Lynn Georges		Title Regulatory Affairs Director		Telephone No. (Include Area Code) (217) 547-5858	
<b>Certification</b> I certify that the statements I have made on this form and all attachments thereto are true, accurate and complete. I acknowledge that any knowingly false or misleading statement may be punishable by fine or imprisonment or both under applicable law.					6. Date Application Received  (Stamped)
2. Signature 		3. Title Regulatory Affairs Director			
4. Typed Name Lynn Georges		5. Date 6/24/11			

Brandt Consolidated Inc  
Specialty Formulations  
2935 South Koke Mill Road  
Springfield Illinois 62711 USA

Tel 217 547 5840  
800 442 9821  
Fax 217 547 5841  
www.brandtconsolidated.com



June 24, 2011  
LPG:11-019

**NOTIFICATION**

**SEP 23 2011**

Document Processing Desk - NOTIF  
Office of Pesticide Programs (7504P)  
U.S. Environmental Protection Agency  
Room S-4900, One Potomac Yard  
2777 South Crystal Drive  
Arlington, VA 22202-4501

**SUBJECT: BRANDT STS HORTICULTURAL OIL  
EPA Reg. No. 48813-1**

**NOTIFICATION OF TWO ALTERNATE BRAND NAMES  
TriTech™  
TresOil™**

Brandt Consolidated, Inc. is submitting this Notification:

- To add two Alternate Brand Names.
- To make a revision on Sublabel B – Non-commercial/Residential Uses. We are revising the statement "For Organic Production" to the more appropriate "For Organic Gardening" as per request of Chris Pfeiffer of the NOP section of EPA. We informed Chris that this would be addressed in our Notification.

In support of this Notification, please find enclosed the following:


- A completed Application for Pesticide.
- Two (2) copies of the proposed label (one copy highlighted to show the addition of the Alternate Brand Names and then the revision on Sublabel B).

If you require any additional information, please contact me at (217) 547-5858 or by e-mail to [lynn.georges@brandtconsolidated.co](mailto:lynn.georges@brandtconsolidated.co).

Respectfully submitted,

Lynn Georges  
Regulatory Affairs Director

cc: BRN-EPA/Brandt STS ABN Notification  
LPG-Chron



40f19

**MASTER LABEL**

**BRANDT STS  
HORTICULTURAL OIL**

**NOTIFICATION  
SEP 23 2011**

**Alternate Brand Names:      TriTech™  
   TresOil™**

**Spray Oil Emulsion  
Fungicide, Insecticide and Miticide**

Active Ingredient:	
Mineral Oil* .....	80.0%
Other Ingredients: .....	20.0%
Total: .....	100.0%

\*Contains petroleum distillates.  
Unulfonated Residue of Mineral Oil ..... 92.0% min.


**KEEP OUT OF REACH OF CHILDREN  
CAUTION**

**Sublabel A** – Commercial/Agricultural Uses (Subject to the Worker Protection Standard)

**Sublabel B** – Non-Commercial/Residential Uses (Not Subject to the Worker Protection Standard)

EPA Reg. No. 48813-1

EPA Est. No. 48813-IL-1



Manufactured By:  
**BRANDT CONSOLIDATED, INC.**  
2935 South Koke Mill Road  
Springfield, IL 62711  
(800) 442-9821



50 of 19

SUBLABEL A – COMMERCIAL / AGRICULTURAL USE

# BRANDT STS HORTICULTURAL OIL

Spray Oil Emulsion  
Fungicide, Insecticide and Miticide



FOR ORGANIC PRODUCTION



Active Ingredient:	
Mineral Oil*	80.0%
Other Ingredients:	20.0%
Total	100.0%

\*Contains petroleum distillates.  
Unulfonated Residue of Petroleum Oil ..... 92.0% min.

EPA Reg. No. 48813-1

EPA Est. No. 48813-IL-1

NET CONTENTS: 2.5 Gallons, 5 Gallons, 30 Gallons, 55 Gallons & 250 Gallons



Manufactured By:  
**BRANDT CONSOLIDATED, INC.**  
2935 South Koke Mill Road  
Springfield, IL 62711  
(800) 442-9821

## KEEP OUT OF REACH OF CHILDREN CAUTION

FIRST AID	
<b>If On Skin</b>	<ul style="list-style-type: none"> <li>Take off contaminated clothing.</li> </ul>
<b>Or Clothing:</b>	<ul style="list-style-type: none"> <li>Rinse skin immediately with plenty of water for 15-20 minutes.</li> <li>Call a poison control center or doctor for treatment advice.</li> </ul>
<b>If Swallowed:</b>	<ul style="list-style-type: none"> <li>Immediately call a poison control center or doctor for treatment advice.</li> <li>Do not induce vomiting unless told to do so by the poison control center or doctor.</li> <li>Do not give ANY liquid to the person.</li> <li>Do not give anything by mouth to an unconscious person.</li> </ul>
<b>If In Eyes:</b>	<ul style="list-style-type: none"> <li>Hold eye open and rinse slowly and gently with water for 15-20 minutes.</li> <li>Remove contact lenses, if present, after the first 5 minutes. Then continue rinsing eye.</li> <li>Call a poison control center or doctor for treatment advice.</li> </ul>
<b>If Inhaled:</b>	<ul style="list-style-type: none"> <li>Move person to fresh air.</li> <li>If person is not breathing, call 911 or an ambulance, then give artificial respiration, preferably mouth-to-mouth if possible.</li> <li>Call a poison control center or doctor for further treatment advice.</li> </ul>
HOT LINE NUMBER	
Have the product container or label with you when calling a poison control center or doctor or going for treatment. You may also contact the National Pesticide Information Center at 1-800-858-7378 for emergency medical treatment information.	

USEPA MASTER LABEL – BRANDT STS HORTICULTURAL OIL

**NOTE TO PHYSICIAN**  
Contains petroleum distillate – do not induce vomiting since vomiting may pose aspiration pneumonia hazard.

**PRECAUTIONARY STATEMENTS**  
**HAZARDS TO HUMANS AND DOMESTIC ANIMALS**

**CAUTION:** Harmful if absorbed through skin. Avoid contact with eyes, skin, or clothing. Prolonged or frequently repeated skin contact may cause allergic reactions in some individuals.

**PERSONAL PROTECTIVE EQUIPMENT (PPE)**

Some materials that are chemical-resistant to this product are barrier laminate, nitrile rubber, neoprene rubber or viton. If you want more options, follow the instructions for category (G) on the EPA chemical resistance category selection chart.

Mixers, loaders, applicators, flaggers, and other handlers must wear:

- long-sleeve shirt and long pants
- chemical-resistant gloves made of Barrier Laminate or Viton, and
- shoes plus socks.

Follow manufacturer's instructions for clean/maintaining PPE. If no such instructions for washables exist, use detergent and hot water. Keep and wash PPE separately from other laundry. Discard clothing and other absorbent material that have been drenched or heavily contaminated with the product's concentrate. Do not reuse them.

**ENGINEERING CONTROLS:** Pilots must use an enclosed cockpit that meets the requirements listed in the WPS for agricultural pesticides [40 CFR 170.240(d)(6)].

**USER SAFETY RECOMMENDATIONS**  
Users should  

- Wash hands before eating, drinking, chewing gum, using tobacco or using the toilet.
- Remove clothing/PPE immediately if pesticide gets inside. Then wash thoroughly and put on clean clothing.
- Remove PPE immediately after handling this product. Wash the outside of gloves before removing. As soon as possible, wash thoroughly and change into clean clothing.

**ENVIRONMENTAL HAZARDS**

Do not apply directly to water, or to areas where surface water is present or to intertidal areas below the mean high water mark. Do not contaminate water when disposing of equipment washwater or rinsate.

Drift and runoff may be hazardous to aquatic organisms in water adjacent to treated areas.

Apply this product only as specified on the label.

**DIRECTIONS FOR USE**

It is a violation of Federal Law to use this product in a manner inconsistent with its labeling.

Do not apply this product in a way that will contact workers or other persons, either directly or through drift. Only protected handlers may be in the area during application. For any requirements specific to your State or Tribe, consult the agency responsible for pesticide regulation.

This product may be used on tree crops, vegetables (row crop and field crop), greenhouse vegetables, small fruits, shade trees, shrubs, ornamentals, flower and foliage plants, Christmas trees, and greenhouse ornamentals.

**Do not apply this product through any type of irrigation system (i.e., via chemigation).**

**AGRICULTURAL USE REQUIREMENTS**

Use this product only in accordance with its labeling and with the Worker Protection Standard, 40 CFR part 170. This Standard contains requirements for the protection of agricultural workers on farms, forest, nurseries, and greenhouses and handlers of agricultural pesticides. It contains requirements for training, decontamination, notification, and emergency assistance. It also contains specific instructions and exceptions pertaining to the statements on this label about personal protective equipment (PPE) and restricted entry intervals. The requirements in this box only apply to uses of this product that are covered by the Worker Protection Standard.

Do not enter or allow entry into treated areas during the restricted entry interval (REI) of 4 hours.

PPE required for early entry to treated areas that is permitted under the Worker Protection Standard and that involves contact with anything that has been treated, such as plants, soil, or water, is: coveralls, chemical-resistant gloves made of any waterproof material, and shoes plus socks.

7 of 19

# USEPA MASTER LABEL – BRANDT STS HORTICULTURAL OIL

## NON-AGRICULTURAL USE REQUIREMENTS

The requirements in this box apply to uses of this product that are not within the scope of the Worker Protection Standard for agricultural pesticides (40 CFR part 170). The WPS applies when this product is used to produce agricultural plants on farms, forests, nurseries and greenhouses.

Do not enter or allow others to enter until sprays have dried.

## PRODUCT INFORMATION

This insecticide's mode of action is through suffocation of eggs, larvae and nymphs of insects and mites and adults of soft-bodied insects. This mode of action necessitates total spray coverage. As a fungicide this product interferes with the attachment of the pathogen to the host and acts as a suffocant. Use enough spray solution to completely penetrate the leaf canopy and cover both top and bottom of all of the leaves until wet without significant runoff. Most mature trees will require 20 to 500 gallons of spray solution per acre although citrus trees may require 15 to 1000 gallons of spray solution per acre. Row crops generally require 20 to 100 gallons of spray solution per acre. Greenhouse Use – Apply at the rates of 20 to 100 gallons of spray solution per acre for control of the greenhouse pest. (Be sure to check with your equipment and local recommendations.)

This product may be used to control mite and insect pests in the egg stage, including: spider mites, eriophyid mites, armored scale, soft scale, mealybugs, psyllids, whiteflies, aphids, leafrollers, leaf tiers, webworms, cankerworms, plant bugs, leafhoppers and adelgids. This product will kill other immature insect forms if the spray covers the insect. See APPLICATION RATES tables for species claimed to be controlled on specific types of plants. Use this product only on the types of plants identified in the APPLICATIONS RATES tables.

## USE PRECAUTIONS AND RESTRICTIONS

All horticultural oils interfere with or slow plant transpiration and respiration during periods of evaporation. DO NOT apply during periods of drought or when plants exhibit moisture stress.

### SPRAY DRIFT MANAGEMENT

A variety of factors including weather conditions (e.g., wind direction, wind speed, temperature, and relative humidity) and method of application (e.g., ground, aerial, and airblast) can influence pesticide drift. The applicator and grower must evaluate all factors and make appropriate adjustments when applying this product.

**WIND SPEED:** Do not apply at wind speeds greater than 15 mph at the application site.

**TEMPERATURE INVERSIONS.** If applying at wind speeds less than 3 mph, the applicator must determine if a) conditions of temperature inversion exist, or b) stable atmospheric conditions exist at or below nozzle height. Do not make applications into areas of temperature inversions.

**DROPLET SIZE:** Apply as a medium or coarser spray (ASABE standard 572), and the minimum volume mean diameter (VMD) for spinning atomizer nozzles.

**GROUND-BASED APPLICATIONS:** Apply using a nozzle height of no more than 4 feet above the ground or crop canopy. Do not apply at wind speeds greater than 15 mph at the application site. Apply as a medium or coarser spray (ASABE standard 572), and the minimum volume mean diameter (VMD) for spinner atomizer nozzles.

**AIRBLAST APPLICATIONS:** For airblast applications, turn off outward pointing nozzles at row ends and when spraying outer row. To minimize spray loss over the top in orchard applications, spray must be directed into the canopy.

**AERIAL APPLICATIONS OF AGRICULTURAL PRODUCTS:** Do not release spray at a height greater than 10 feet above the ground, top of crops, or above the orchard canopy. Apply as a medium or coarser spray (ASABE standard 572), and the minimum volume mean diameter (VMD) for spinning atomizer nozzles.

**Boom Length:** The boom length must not exceed 75% of the wingspan or 90% of the rotor blade diameter.

**Swath Adjustment:** When applications are made with a cross-wind, the swath will be displaced downwind. The applicator must compensate for this displacement at the downwind edge of the application area by adjusting the path of the aircraft upwind. Leave at least one swath unsprayed at the downwind edge of the treated field.

**COMPATIBILITY —** This product is compatible with most commonly used insecticides and fungicides. Read and follow all precautions and limitations on labeling of all products used in tank mixtures. DO NOT use in combination with or immediately before or after spraying with fungicides such as captan, folpet, oxythiinox (Morestan) or any product containing sulfur. Also do not use with Carbaryl (Sevin) or dimethoate (Cygon). Do not use with any product whose label recommends the use of no oils. Do not use in combination with NPK foliar fertilizer applications.

**TIMING THE TREATMENT —** You must determine the precise timing to fit local growth and climatic conditions. This product can be applied up to day of harvest.

USEPA MASTER LABEL – BRANDT STS HORTICULTURAL OIL

**APPLICATION INSTRUCTIONS**

Use enough spray solution to completely penetrate the leaf canopy and cover both top and bottom of all leaves until wet without significant runoff. Most mature trees will require 20 to 500 gallons of spray solution per acre, although citrus trees may require 15 to 1000 gallons of spray solution per acre. Row crops generally require 20 to 100 gallons of spray solution per acre. (Be sure to check with the instructions for the equipment used and with local Agricultural Extension agents.) Aerial application – Apply a minimum of 20 gallons of spray solution per acre.

**MIXING DIRECTIONS** — Add sufficient water to the mixing tank to allow proper agitation. Add the correct amount of this product to tank. Maintain agitation until solution is used. If other pesticides are to be added, do so after this product has been thoroughly mixed.

**APPLICATION RATES**

**TREE CROPS**

CROP	PEST	APPLICATION RATE Gallons of BRANDT STS HORTICULTURAL OIL per 100 Gallons of Water	TIME OF APPLICATION
Almond Apricot Cherry Plum Prune	Aphids Fruit Tree Leaf Roller Mites Scales Whiteflies	1-2	As Needed
Apple (all varieties)	Aphids Bugs (including Apple Red Bug) Fruit Tree Leaf Roller Mites (including European Red Mite) Powdery Mildew Scales (Hard, Soft, Scurfy) Whiteflies	1-2	As Needed
Avocado Bananas Cocoa Coffee Macadamia Papaya	Bugs Leafhoppers Scales Sigatoka Leafroller Thrips	1-2	As Needed
Citrus *	Blackfly Greasy Spot Mites Scales (Glover, Chaff, Purple, Yellow, Red, Snow, Brown and California) Sooty Mold Whiteflies	1-2	Fall Early Winter Post-bloom March-April
Hops	Aphids Leaf Roller Mites Powdery Mildew Scales Whiteflies	1-2	As Needed
Nectarines Peach Pecan	Aphids Fruit Tree Leaf Roller Mites Scales Whiteflies	1-2	As Needed



USEPA MASTER LABEL – BRANDT STS HORTICULTURAL OIL

Pear (all varieties)	Aphids Fruit Tree Leaf Roller Mites (including Pear leaf Blister Mite) Pear Psylla Powdery Mildew Scales Whiteflies	1-2	As Needed
Pineapple	Aphids Mealybugs Mites Scales	1-2	As Needed
Fig Kiwi Olive Pistachio Walnut **	Aphids Mites Scales	1-2	As Needed

\* Citrus — Oils applied after October may increase cold damage to trees; applied in August and September may affect solids content, retard color. **DO NOT** exceed a maximum of 159 pounds of active ingredient (in a maximum volume of 1500 gallons of spray mix per acre) when treating citrus in Florida and Texas. **DO NOT** exceed a maximum of 212 pounds of active ingredient (in a maximum volume of 2000 gallons of spray mix per acre) when treating citrus in California.

\*\* Walnut — Apply late spring to mid-summer only. Do not apply after husk split.

VEGETABLES (ROW CROP and FIELD CROP)

CROP	PEST	APPLICATION RATE Gallons of BRANDT STS HORTICULTURAL OIL Per 100 Gallons of Water	TIME OF APPLICATION
Asparagus Bean Cucumber Eggplant Melon Peanut Pepper Pumpkin Radish Squash Tomato	Aphids Beetle larvae Leafhoppers Leaf Miners Mites Powdery Mildew Thrips Whiteflies	1-2	As Needed
Cabbage Cauliflower Celery Cole Crops Lettuce Onion	Aphids Leafhopper Leaf Miners Loopers Mites Plant Bugs Thrips Whiteflies	1-2	As Needed
Corn (Sweet, Field, Seed) Popcorn Sugar Beet	Aphids Leaf Miners Mites Whiteflies	1-2	As Needed

USEPA MASTER LABEL – BRANDT STS HORTICULTURAL OIL

Cotton	Aphids Bollworm eggs and larvae Leafhoppers Loopers Mites Plant Bugs Thrips Whiteflies	1-2	As Needed
Grasses (Grown for Seed)	Mites Powdery Mildew Rust	1-2	As Needed
Potato Sweet Potato	Aphids Leaf Miners Mites Whiteflies	1-2	As Needed
Tobacco	Leaf Miners Mites Whiteflies	1-2	As Needed

GREENHOUSE VEGETABLES

CROP	PEST	APPLICATION RATE Gallons of BRANDT STS HORTICULTURAL OIL Per 100 Gallons of Water	TIME OF APPLICATION
Asparagus Bean Cucumber Eggplant Melon Peanut Pepper Pumpkin Radish Squash Tomato	Aphids Beetle larvae Leafhoppers Leaf Miners Mites Powdery Mildew Thrips Whiteflies	1-2	As Needed
Cabbage Cauliflower Celery Cole Crops Lettuce Onion	Aphids Leafhopper Leaf Miners Loopers Mites Plant Bugs Thrips Whiteflies	1-2	As Needed
Corn (Sweet, Field, Seed) Popcorn Sugar Beet	Aphids Leaf Miners Mites Whiteflies	1-2	As Needed
Potato Sweet Potato	Aphids Leaf Miners Mites Whiteflies	1-2	As Needed

USEPA MASTER LABEL – BRANDT STS HORTICULTURAL OIL

**SMALL FRUITS**

CROP	PEST	APPLICATION RATE Gallons of BRANDT STS HORTICULTURAL OIL Per 100 Gallons of Water	TIME OF APPLICATION
Bushberries Caneberries Strawberry	Aphids Mites Powdery Mildew Rust Sawfly Scales Whiteflies	1-2	As Needed
Grape	Botrytis Leafhoppers Leaf Miners Mealybugs Mites Powdery Mildew Scales Whiteflies	1-2	As Needed

**SHADE TREES, SHRUBS, ORNAMENTALS, FLOWER AND FOLIAGE PLANTS, CHRISTMAS TREES**

CROP	PEST	APPLICATION RATE Gallons of BRANDT STS HORTICULTURAL OIL Per 100 Gallons of Water	TIME OF APPLICATION
Conifers Flower, Foliage and Bedding Plants Ornamentals* Shade Trees Shrubs Christmas Trees*	Aphids Black Spot Leaf Miners Mites Plant Bugs Powdery Mildew Psyllids Rust Sawfly Scales Whiteflies	1-2	As Needed

\*ORNAMENTALS, CHRISTMAS TREES — Oil might remove the glaucous (blue) bloom from such evergreens as Colorado Blue Spruce and Koster Spruce. Use with caution and reduced dosage for summer application on Japanese Red Maple, Amur Maple and Black Walnut. Use with caution and reduced dosage for dormant application on Sugar Maple and Redbud.

**GREENHOUSE ORNAMENTALS**

CROP	PEST	APPLICATION RATE Gallons of BRANDT STS HORTICULTURAL OIL Per 100 Gallons of Water	TIME OF APPLICATION
Azalea Camellia Carnation Fuchsia Gladiola Hibiscus Iris Lily Mums Orchids Poinsettia Rhododendron Rose Vines	Aphids Fungus Gnat Leaf Miners Mealy Bugs Mites Powdery Mildew Rust Scales Thrips Whiteflies	1-2	As Needed

120119

USEPA MASTER LABEL – BRANDT STS HORTICULTURAL OIL

**STORAGE AND DISPOSAL**

Do not contaminate water, food, or feed by storage or disposal.

**PESTICIDE STORAGE:** Store in a cool, dry, locked area out of the reach of children. Keep container tightly closed in storage to prevent entry of water.

**PESTICIDE DISPOSAL:** Wastes resulting from the use of this product may be disposed of on site or at an approved waste disposal facility.

*For liquid dilutable formulations in 274 gallon totes: (Waiting for finalized required statements for bulk truck tanks and railcars – requesting waiver)*

**CONTAINER HANDLING/DISPOSAL:** Refillable container. Refill this container with pesticide only. Do not reuse this container for any other purpose. Pressure rinsing the container before final disposal is the responsibility of the person disposing of the container. Cleaning before refilling is the responsibility of the refiller. To clean the container before final disposal, empty the remaining contents from this container into application equipment or mix tank. Fill the container about 10 percent full with water. Agitate vigorously or recirculate water with the pump for 2 minutes. Pour or pump rinsate into application equipment or rinsate collection system. Repeat this rinsing procedure two more times.

*For liquid dilutable formulations in 5 gallon or larger nonrefillable containers:*

**CONTAINER HANDLING/DISPOSAL:** Nonrefillable container. Do not reuse or refill this container. Triple rinse container (or equivalent) promptly after emptying. Triple rinse as follows: Empty the remaining contents into application equipment or a mix tank. Fill the container 1/4 full with water. Replace and tighten closures. Tip container on its side and roll it back and forth, ensuring at least one complete revolution, for 30 seconds. Stand the container on its end and tip it back and forth several times. Turn the container over onto its other end and tip it back and forth several times. Empty the rinsate into application equipment or a mix tank or store rinsate for later use or disposal. Repeat this procedure 2 more times. Offer for recycling or reconditioning if available, or puncture and dispose of in a sanitary landfill, or by incineration, or if allowed by state and local authorities, by burning. If burned, stay out of smoke.

*For liquid dilutable formulations in nonrefillable containers small enough to shake (i.e., with capacities equal to or less than 5 gallons):*

**CONTAINER HANDLING/DISPOSAL:** Nonrefillable container. Do not reuse or refill this container. Triple rinse container (or equivalent) promptly after emptying. Triple rinse as follows: Empty the remaining contents into application equipment or a mix tank and drain for 10 seconds after the flow begins to drip. Fill the container 1/2 full with water and recap. Shake for 10 seconds. Pour rinsate into application equipment or a mix tank or store rinsate for later use or disposal. Drain for 10 seconds after the flow begins to drip. Repeat this procedure two more times. Offer for recycling if available, or puncture and dispose of in a sanitary landfill, by incineration, or, if allowed by state and local authorities, by burning. If burned, stay out of smoke.

**BATCH NO.** \_\_\_\_\_

**IMPORTANT: READ BEFORE USE**

Read the entire Directions for Use, Conditions, Disclaimer of Warranties and Limitations of Liability before using this product. If terms are not acceptable, return the unopened product container at once.

By using this product, user or buyer accepts the following Conditions, Disclaimer of Warranties and Limitations of Liability.

**CONDITIONS:** The Directions for Use of this product are believed to be adequate and must be followed carefully. However, it is impossible to eliminate all risks associated with the use of the product. Crop injury, ineffectiveness or other unintended consequences may result because of such factors as weather conditions, presence of other materials, or the manner of use of application, all of which are beyond the control of Brandt Consolidated, Inc. To the extent permitted by applicable law, all such risks shall be assumed by the user or buyer.

**DISCLAIMER OF WARRANTIES:** To the extent consistent with applicable law, Brandt Consolidated, Inc. makes no other warranties, express or implied, of merchantability or of fitness for a particular purpose or otherwise, that extend beyond the statements made on this label. No agent of Brandt Consolidated, Inc. is authorized to make any warranties beyond those contained herein or to modify the warranties contained herein. To the extent consistent with applicable law, Brandt Consolidated, Inc. disclaims any liability whatsoever for special, incidental or consequential damages resulting from the use or handling of this product.

**LIMITATIONS OF LIABILITY:** To the extent consistent with applicable law, the exclusive remedy of the user or buyer for any and all losses, injuries or damages resulting from the use or handling of this product, whether in contract, warranty, tort, negligence, strict liability or otherwise, shall not exceed the purchase price paid or at Brandt Consolidated, Inc.'s election, the replacement of product.

130f19

**SUBLABEL B – NON-COMMERCIAL/RESIDENTIAL USE**

# BRANDT STS HORTICULTURAL OIL

**Spray Oil Emulsion**  
**Fungicide, Insecticide and Miticide**



**FOR ORGANIC GARDENING**



ORNAMENTALS • VEGETABLES • CITRUS • SMALL FRUITS • TREE FRUITS & NUTS

Controls Aphids, Mites, Scales, Whiteflies and Other Soft-Bodied Insects

For use only in Home Fruit and Vegetable Gardens, Home Greenhouses, Interior Plantscapes,  
Ornamental Gardens, Parks, Golf Courses and Public or Private Grounds

Active Ingredient:	
Mineral Oil*.....	80.0%
Other Ingredients: .....	20.0%
Total.....	100.0%

\*Contains petroleum distillates.  
Unulfonated Residue of Petroleum Oil..... 92.0% min.

EPA Reg. No. 48813-1

EPA Est. No. 48813-IL-1

**NET CONTENTS: 1 Pint, 1 Quart, 1 Gallon**

Manufactured By:  
**BRANDT CONSOLIDATED, INC.**  
2935 South Koke Mill Road  
Springfield, IL 62711  
(800) 442-9821



**KEEP OUT OF REACH OF CHILDREN**  
**CAUTION**

FIRST AID	
<b>If On Skin</b>	• Take off contaminated clothing.
<b>Or Clothing:</b>	• Rinse skin immediately with plenty of water for 15-20 minutes. • Call a poison control center or doctor for treatment advice.
<b>If Swallowed:</b>	• Immediately call a poison control center or doctor for treatment advice. • Do not induce vomiting unless told to do so by the poison control center or doctor. • Do not give ANY liquid to the person. • Do not give anything by mouth to an unconscious person.
<b>If In Eyes:</b>	• Hold eye open and rinse slowly and gently with water for 15-20 minutes. • Remove contact lenses, if present, after the first 5 minutes. Then continue rinsing eye. • Call a poison control center or doctor for treatment advice.

14 of 19

## USEPA MASTER LABEL – BRANDT STS HORTICULTURAL OIL

<b>If Inhaled:</b>	<ul style="list-style-type: none"> <li>• Move person to fresh air.</li> <li>• If person is not breathing, call 911 or an ambulance, then give artificial respiration, preferably mouth-to-mouth if possible.</li> <li>• Call a poison control center or doctor for further treatment advice.</li> </ul>
<b>HOT LINE NUMBER</b>	
Have the product container or label with you when calling a poison control center or doctor or going for treatment. You may also contact the National Pesticide Information Center at 1-800-858-7378 for emergency medical treatment information.	
<b>NOTE TO PHYSICIAN</b>	
Contains petroleum distillate – do not induce vomiting since vomiting may pose aspiration pneumonia hazard.	

### PRECAUTIONARY STATEMENTS HAZARDS TO HUMANS AND DOMESTIC ANIMALS

**CAUTION:** Harmful if absorbed through skin. Avoid contact with eyes, skin, or clothing. Prolonged or frequently repeated skin contact may cause allergic reactions in some individuals. Wear long-sleeved shirt, long pants, shoes, socks, and chemical-resistant gloves made of Barrier Laminate or Viton. Wash thoroughly with soap and water after handling. Remove contaminated clothes and wash them before reuse. Keep all persons (other than applicator) and pets out of the area until sprays have dried.

### ENVIRONMENTAL HAZARDS

This pesticide is toxic to fish. To protect the environment, do not allow pesticide to enter or run off into storm drains, drainage ditches, gutters or surface waters. Applying this product in calm weather when rain is not predicted for the next 24 hours will help to ensure that wind or rain does not blow or wash pesticide off the treatment area. Rinsing application equipment over the treated area will help avoid run off to water bodies or drainage systems.

### DIRECTIONS FOR USE

It is a violation of Federal Law to use this product in a manner inconsistent with its labeling. Apply this product only as specified on the label.

Do not allow people (other than applicator) or pets on treatment areas during application. Do not enter treatment areas until spray has dried.

### PRODUCT INFORMATION

This insecticide's mode of action is through suffocation of eggs, larvae and nymphs of insects and mites and adults of soft-bodied insects. This mode of action necessitates total spray coverage. As a fungicide this product interferes with the attachment of the pathogen to the host and acts as a suffocant.

This product may be used to control mite and insect pests in the egg stage, including: spider mites, eriophyid mites, armored scale, soft scale, mealybugs, psyllids, whiteflies, aphids, leafrollers, leaf tiers, webworms, cankerworms, plant bugs, leafhoppers and adelgids. This product will kill other immature insect forms if the spray covers the insect. See APPLICATION RATES tables for species claimed to be controlled on specific types of plants. Use this product only on the types of plants identified in the APPLICATIONS RATES tables.

**USE PRECAUTIONS** — All horticultural oils interfere with or slow plant transpiration and respiration during periods of evaporation. DO NOT apply during periods of drought or when plants exhibit moisture stress.

**TIMING THE TREATMENT** — You must determine the precise timing to fit local growth and climatic conditions. This product can be applied up to day of harvest.

**MIXING DIRECTIONS** — This product mixes readily with water. A pump up sprayer or trigger sprayer may be used. Fill the sprayer half full with water, add the appropriate rate of this product and continue filling the sprayer. Spray formulation should be mixed well and often.

### APPLICATION INSTRUCTIONS

Use enough spray solution to completely penetrate the leaf canopy and cover both top and bottom of all of the leaves until wet without significant runoff. Most mature standard trees will require 3 to 4 gallons of spray solution per tree; although citrus trees may require 8 to 15 gallons of spray solution per tree. Fruits, vegetables, and ornamentals generally require 1 to 2 gallons of spray solution per 1,000 sq. ft.

USEPA MASTER LABEL – BRANDT STS HORTICULTURAL OIL

APPLICATION RATES

TREE FRUITS & NUTS

CROP	PEST	APPLICATION RATE Tbsp. of BRANDT STS HORTICULTURAL OIL per 1 Gallon of Water	TIME OF APPLICATION
Almond Apricot Cherry Plum Prune	Aphids Fruit Tree Leaf Roller Mites Scales Whiteflies	2.5-5.0	As Needed
Apple (all varieties)	Aphids Bugs (including Apple Red Bug) Fruit Tree Leaf Roller Mites (including European Red Mite) Powdery Mildew Scales (Hard, Soft, Scurfy) Whiteflies	2.5-5.0	As Needed
Avocado Bananas Cocoa Coffee Macadamia Papaya	Bugs Leafhoppers Scales Sigatoka Leafroller Thrips	2.5-5.0	As Needed
Citrus *	Blackfly Greasy Spot Mites Scales (Glover, Chaff, Purple, Yellow, Red, Snow, Brown and California) Sooty Mold Whiteflies	2.5-5.0	As Needed
Nectarines Peach Pecan	Aphids Fruit Tree Leaf Roller Mites Scales Whiteflies	2.5-5.0	As Needed
Pear (all varieties)	Aphids Fruit Tree Leaf Roller Mites (including Pear leaf Blister Mite) Pear Psylla Powdery Mildew Scales Whiteflies	2.5-5.0	As Needed
Pineapple	Aphids Mealybugs Mites Scales	2.5-5.0	As Needed

USEPA MASTER LABEL – BRANDT STS HORTICULTURAL OIL

Fig Kiwi Olive Pistachio Walnut **	Aphids Mites Scales	2.5 – 5.0	As Needed
--	---------------------------	-----------	-----------

\* Citrus — Oils applied after October may increase cold damage to trees; applied in August and September may affect solids content, retard color.

\*\* Walnut — Apply late spring to mid-summer only. Do not apply after husk split.

VEGETABLES (GARDEN AND HOME GREENHOUSE)

CROP	PEST	APPLICATION RATE Tbsp. of BRANDT STS HORTICULTURAL OIL Per 1 Gallon of Water	TIME OF APPLICATION
Asparagus Bean Cucumber Eggplant Melon Peanut Pepper Pumpkin Radish Squash Tomato	Aphids Beetle larvae Leafhoppers Leaf Miners Mites Powdery Mildew Thrips Whiteflies	2.5-5.0	As Needed
Cabbage Cauliflower Celery Cole Crops Lettuce Onion	Aphids Leafhoppers Leaf Miners Loopers Mites Plant Bugs Thrips Whiteflies	2.5-5.0	As Needed
Corn (Sweet) Popcorn Sugar Beet	Aphids Leaf Miners Mites Whiteflies	2.5-5.0	As Needed
Potato Sweet Potato	Aphids Leaf Miners Mites Whiteflies	2.5-5.0	As Needed

SMALL FRUITS

CROP	PEST	APPLICATION RATE Tbsp. of BRANDT STS HORTICULTURAL OIL Per 1 Gallon of Water	TIME OF APPLICATION
Bushberries (Blueberry, Currant, Elderberry, Gooseberry, Huckleberry) Caneberries (Blackberry, Loganberry, Raspberry) Strawberry	Aphids Mites Powdery Mildew Rust Sawfly Scales Whiteflies	2.5-5.0	As Needed



USEPA MASTER LABEL – BRANDT STS HORTICULTURAL OIL

Grape	Botrytis Leafhoppers Leaf Miners Mealybugs Mites Powdery Mildew Scales Whiteflies	2.5-5.0	As Needed
-------	--	---------	-----------

SHADE TREES, SHRUBS, ORNAMENTALS, FLOWER AND FOLIAGE PLANTS

USE SITES	PEST	APPLICATION RATE Tbsp. of BRANDT STS HORTICULTURAL OIL Per 1 Gallon of Water	TIME OF APPLICATION
Conifers Flower, Foliage and Bedding Plants Ornamentals* Shade Trees Shrubs	Aphids Black Spot Leaf Miners Mites Plant Bugs Powdery Mildew Psyllids Rust Sawfly Scales Whiteflies	2.5-5.0	As Needed

\*ORNAMENTAL PLANTS — Oil might remove the glaucous (blue) bloom from such evergreens as Colorado Blue Spruce and Koster Spruce. Use with caution and reduced dosage for summer application on Japanese Red Maple, Amur Maple and Black Walnut. Use with caution and reduced dosage for dormant application on Sugar Maple and Redbud.

HOME GREENHOUSE ORNAMENTALS

USE SITES	PEST	APPLICATION RATE Tbsp. of BRANDT STS HORTICULTURAL OIL Per 1 Gallon of Water	TIME OF APPLICATION
Azalea Camellia Carnation Fuchsia Gladiola Hibiscus Iris Lily Mums Orchids Poinsettia Rhododendron Rose Vines	Aphids Fungus Gnat Leaf Miners Mealy Bugs Mites Powdery Mildew Rust Scales Thrips Whiteflies	2.5-5.0	As Needed

STORAGE AND DISPOSAL

Do not contaminate water, food, or feed by storage or disposal.

**PESTICIDE STORAGE:** Store in a secure, locked area away from pets and out of the reach of children. Store only in original container and place in a locked storage area.

**CONTAINER/PESTICIDE DISPOSAL:** If empty: Nonrefillable container. Do not reuse or refill this container. Place in trash or offer for recycling if available. If partly filled: Call your local solid waste agency for disposal instructions. Never place unused product down any indoor or outdoor drain.

18 of 19

USEPA MASTER LABEL – BRANDT STS HORTICULTURAL OIL

BATCH NO. \_\_\_\_\_

**IMPORTANT: READ BEFORE USE**

Read the entire Directions for Use, Conditions, Disclaimer of Warranties and Limitations of Liability before using this product. If terms are not acceptable, return the unopened product container at once.

By using this product, user or buyer accepts the following Conditions, Disclaimer of Warranties and Limitations of Liability.

**CONDITIONS:** The Directions for Use of this product are believed to be adequate and must be followed carefully. However, it is impossible to eliminate all risks associated with the use of the product. Crop injury, ineffectiveness or other unintended consequences may result because of such factors as weather conditions, presence of other materials, or the manner of use of application, all of which are beyond the control of Brandt Consolidated, Inc. To the extent permitted by applicable law, all such risks shall be assumed by the user or buyer.

**DISCLAIMER OF WARRANTIES:** To the extent consistent with applicable law, Brandt Consolidated, Inc. makes no other warranties, express or implied, of merchantability or of fitness for a particular purpose or otherwise, that extend beyond the statements made on this label. No agent of Brandt Consolidated, Inc. is authorized to make any warranties beyond those contained herein or to modify the warranties contained herein. To the extent consistent with applicable law, Brandt Consolidated, Inc. disclaims any liability whatsoever for special, incidental or consequential damages resulting from the use or handling of this product.

**LIMITATIONS OF LIABILITY:** To the extent consistent with applicable law, the exclusive remedy of the user or buyer for any and all losses, injuries or damages resulting from the use or handling of this product, whether in contract, warranty, tort, negligence, strict liability or otherwise, shall not exceed the purchase price paid or at Brandt Consolidated, Inc.'s election, the replacement of product.

**[OPTIONAL MARKETING STATEMENTS for Non-commercial/Residential Use portion of Master Label]**

- A Paraffinic Horticultural Oil
- Controls Whiteflies
- Controls Whiteflies & Other Soft Bodied Insects Listed on This Label
- Year-Round Usage — Dormant and Growing Season

**[OPTIONAL MIXING DIRECTIONS for Non-commercial/Residential Use portion of Master Label]**


**MIXING DIRECTIONS** — This product mixes readily with water. A pump-up sprayer, trigger sprayer or the provided ready-to-spray container may be used. If this product comes packaged in a ready-to-spray container, see the "Ready-To-Spray Container Directions" below. **CAUTION:** The ready-to-use sprayer is for outdoor uses only.

**Pump-up or Trigger Sprayer Mixing Directions:** Fill the sprayer half full with water, add the appropriate rate of this product and continue filling the sprayer. Spray formulation should be mixed well and often.

**Ready-To-Spray Container Directions:** These directions only apply if this product is packaged in a ready-to-spray container. Shake container well before getting started.

1. Before you start, the blue flow switch should be in the "OFF" position, and the red flow switch should be in the up, "CLOSED" position.
2. Shake container well and attach it to your garden hose, while holding sprayer at waist level and pointing in a direction away from face and body.
3. Turn on the water from the faucet.
4. When you are ready to spray, turn the blue flow switch to "On" position; turn red flow switch to the forward, "OPEN" position; and begin spraying.
5. When you are finished spraying or if you have to stop spraying at any time, turn the blue flow switch back to the "OFF" position and the red flow switch to the "CLOSED" position.
6. Turn off the water at the faucet.
7. Remove the container from the garden hose; then rinse thoroughly and store according to Storage instructions.

(Insert Hose-End Sprayer Graphic)



USEPA MASTER LABEL – BRANDT STS HORTICULTURAL OIL

[OPTIONAL 2<sup>nd</sup> TYPE of Ready-To-Spray Container Directions for Non-Commercial/Residential Use portion of Master label.]

**Ready-To-Spray Container Directions:** These directions only apply if this product is packaged in a ready-to-spray container. Shake container well before getting started.

1. Make sure knob is twisted fully clockwise to OFF position. Shake well before attaching to hose.
2. Turn Product Control Button clockwise until its point aligns with triangle; then push all the way in. Avoid squeezing bottle.
3. Turn water on at faucet. aim nozzle toward area to be sprayed and turn knob counter clockwise to begin spraying.
4. When finished, push Product Control Button to OFF position from opposite side. Return knob and faucet to OFF position.
5. Discharge water pressure by turning knob ON and OFF again.
6. Turn Product Control Button counter clockwise away from triangle to prevent accidental discharge.
7. Rinse container thoroughly and store according to Storage Instructions.

[OPTIONAL 3<sup>rd</sup> TYPE of Ready-To-Spray Container Directions for Non-Commercial/Residential Use portion of Master label.]

**HOW TO USE THE READY-TO-SPRAY SYSTEM**

**CONNECT**

1. Shake well before using.
2. Connect sprayer to hose.
3. Turn on water.

**SPRAY**

1. Before spraying, point nozzle in the direction you want to spray.
2. [Bend small plastic tab back and] Turn knob [clockwise] to ON position.
3. Begin spraying.

**FINISH**

1. To stop spraying, [turn knob counter clockwise] to OFF position.
2. Turn off water.
3. Relieve water pressure by [bending plastic tab back and] turning knob to ON position until water slows to a drip. Then turn knob back to OFF position.
4. Disconnect sprayer from hose.

™ TriTech and TresOil are trademarks of Brandt Consolidated, Inc.

