

NORDOX

107
1003
48142-1

FUNGICIDE

FUNGICIDE

ACTIVE INGREDIENT:

Copper In Cuprous Oxide (Cu₂O).50%

INERT INGREDIENTS:50%

EPA Reg. No. 48142-1
EPA Est. No. 48142-NR-01

Net Contents: 20 lbs.

NORDOX Industrier A S
c/o Monterey Chemical Co.
P.O. Box 5317
Fresno, CA 93755

Manufactured by NORDOX Industrier A S, Oslo 6, Norway

KEEP OUT OF REACH OF CHILDREN

CAUTION

HARMFUL IF SWALLOWED

PRECAUTIONARY STATEMENTS

HAZARDS TO HUMANS AND DOMESTIC ANIMALS

CAUTION: Harmful if swallowed. Avoid breathing vapors or dust. Avoid contact with skin, eyes and clothing. In case of contact, immediately flush eyes or skin with plenty of water. Do not store near feed or food stuffs.


STATEMENT OF PRACTICAL TREATMENT

If swallowed: Drink 1 or 2 glasses of water or milk and induce vomiting by touching back of throat with finger or blunt object. Do not induce vomiting or give anything by mouth to an unconscious person. Get medical attention.
If in eyes: Flush eyes with water for at least 15 minutes, holding eyelids apart. Seek medical attention immediately.

ENVIRONMENTAL HAZARDS

Do not apply directly to water or wetlands. Do not contaminate water when disposing of equipment washwaters.

ACCEPTED
Oct 13, 1988
U.S. Environmental Protection Agency
EPA Reg. No. 48142-1



2.11

DIRECTIONS FOR USE

It is a violation of Federal law to use this product in a manner inconsistent with its labeling.


RE-ENTRY STATEMENT

Do not apply this product in such a manner as to directly or through drift expose workers or other persons. The area being treated must be vacated by unprotected persons. Do not enter treated areas without protective clothing until sprays have dried.

Because certain states may require more restrictive re-entry intervals for various crops treated with this product, consult your State Department of Agriculture for further information.

Written or oral warnings must be given to workers who are expected to be in a treated area or in an area about to be treated with this product. (Indicate specific oral warnings which inform workers of areas or fields that may not be entered without specific protective clothing, period of time field must be vacated, and appropriate actions to take in case of accidental exposure.) When oral warnings are given, warnings shall be given in a language customarily understood by workers. Oral warnings must be given if there is reason to believe that written warnings cannot be understood by workers. Written warnings must include the following information:

CAUTION: (insert area) treated with
NORDOX on (insert date of application).
Do not enter without appropriate
protective clothing until sprays have
dried. In case of accidental exposure,
follow Statement of Practical Treatment
on NORDOX label.



STORAGE AND DISPOSAL

30411

STORAGE

Store in a cool, dry place.

DISPOSAL

Household Use:

Securely wrap original container in several layers of newspaper and discard in trash.

Commercial Use:

Pesticide Disposal: Wastes resulting from the use of this product may be disposed of on site or at an approved waste disposal facility. Do not contaminate water, food or feed by storage or disposal.

Container Disposal: Completely empty bag into application equipment. Then dispose of empty bag in a sanitary landfill or by incineration, or if allowed by State and local authorities, by burning. If burned, stay out of smoke.

LIMITED WARRANTY AND LIABILITY

NOTICE: Read this Limited Warranty and Liability before buying or using this product. If the terms are not acceptable, return it at once unopened.

It is critical that this product be used and mixed only as specified on the label. The laws of a State may make some or all of this paragraph inapplicable or may give you rights in addition to your rights hereunder. Except to the extent prohibited by applicable law, the exclusive remedy of the User or Buyer and the limit of liability of this Company or any other Seller for any and all losses, personal injuries or damages resulting from the use of this product, shall be the purchase price paid by the User or Buyer for the quantity of product involved. Except to the extent prohibited by State Law, there is no warranty, and this Company and other Sellers disclaim all liability for losses, personal injury or damages: (i) arising from any use of this product in a manner or for a purpose not recommended in its label directions, or from mixing this product before use with any substance except as recommended by the product's label; (ii) arising from handling or storage in violation of label instructions; (iii) for all indirect special or consequential damages; (iv) when not reported to this company within one year of discovery; and (v) arising from product not used within the label-designated shelf life or four years from date of purchase, whichever first occurs. THERE ARE NO IMPLIED WARRANTIES AND NO WARRANTIES OF MERCHANTABILITY OR FITNESS.

0885-40788(03)


45211

GENERAL INSTRUCTIONS

Use NORDOX as noted. NORDOX is adaptable to spraying from all types of spray equipment. Depending on the equipment used and the specific crop, the volume applied per acre will differ. For dilute, high volume sprays: use from 25 to 100 gallons of water per acre (GPA) for most vegetable crops, 400 to 800 GPA for fruit orchards and up to 1500 GPA as may be required for large citrus groves. For concentrate ground sprays apply from 5 to 20 GPA for most vegetable crops and 25 to 100 GPA for fruit and nut crops. For aerial spraying, 3 to 15 GPA are commonly used. Add NORDOX slowly to a spray tank partially filled with water. Spreader/stickers, insecticides, nutrients, etc. should be added last. Observe all cautions and limitations on labels of all products used in mixtures.

The following specific instructions are based on general applications. Where a dosage range is specified, apply higher dosage when disease conditions are severe. The recommendations of State Agricultural Extension Services should be closely followed as to timing, frequency and number of sprays per season.

CHEMIGATION: DO NOT apply this product through any type of irrigation system.




TREE AND VINE CROPS

CROP	DISEASE	LATIN NAME	RATE	REMARKS
Almonds	Brown rot blossom blight Coryneum blight (shot hole)	Monilinia laxa Stigmata carpophila	Dilute : 2-5lbs/100 gal Concentrate: 8-20lbs/A Aerial: 8-20 lbs/A	Apply in dormant/delayed-dormant sprays through popcorn stage.
	Bacterial blast	Pseudomonas syringae	Dilute : 3-4 lbs/100 gal	Apply at dormant to early pink stage. Where disease is severe apply 1/4 lb at 2 week intervals post-bloom. Use 2-4 applications just prior to sprinkling. Slight leaf injury may occur.
*Apples	Bacterial canker Apple scab (black spot)	Pseudomonas spp. Venturia inaequalis	Dilute : 2-4lbs/100 gal Concentrate : 3-5 lbs/A	Apply as a dormant spray. Apply only at bud break to control primary infection.
Apricots	Brown rot blossom blight Coryneum blight (shot hole)	Monilinia spp. Stigmata carpophila	Dilute : 2-5 lbs/100 gal Concentrate: 8-20 lbs/A Aerial: 8-20 lbs/A	Apply in dormant/delayed-dormant sprays through popcorn stage. Do not apply after bloom.
*Avocados	Anthrachnose Scab	Glomerella cingulata Sphaceloma perseae	Dilute : 2-3 lbs/100 gal Concentrate: 8-10 lbs/A	Apply when blossom buds open. Repeat at monthly intervals for 5-6 applications.
Bananas	Sigatoka	Cercospora musae	2 1/2 to 4 lbs/A	Apply every 3-4 weeks.
Blueberries	Bacterial canker	Pseudomonas spp.	4-6 lbs/100 gal plus spreader/ sticker	Apply before fall rains and again, 4 weeks later.
	Cane canker	Phyalospora corticus	4-6 lbs/100 gal plus spreader/sticker	Apply before fall rains and again, 4 weeks later. In the spring during wet weather, apply at 10-14 day intervals beginning at leaf emergence.
*Caneberries (black-berries, young-berries, logan-berries, red & black raspberries)	Anthrachnose	Gloeosporium allantatorum	2 lbs/100 gal	Apply when leaf buds open. Repeat when flower buds show white and continue at 10-14 day intervals.
	Bacterial blight	Pseudomonas syringae	2-4 lbs/100 gal	Apply delayed-dormant spray in the spring and again in the fall.
	Leaf and cane spot Yellow rust	Septoria rubi Kuchicola uredinis Phragmidium rubi-idaei	2-4 lbs/100 gal	Apply delayed-dormant spray in the spring and make a fall application.

Cherries	Brown rot blossom blight	Monilinia spp.	2-5 lbs/100 gal	Apply at popcorn to full bloom stage.
	Coryneum blight (shot hole) Dead bud	Stigmella carpophila Pseudomonas syringae	Dilute: 4-6 lbs/100 gal Concentrate: 8-20 lbs/A	Apply before heavy rains in the fall and again in dormant/delayed-dormant sprays. If disease is severe, apply a late summer spray after harvest.
Citrus	Melanose Fruit Rot	Phomopsis spp. Diplodia natalensis Diaporthe citri	Dilute: 3/4-3 lbs/100 gal Concentrate: 4-20 lbs/A Aerial: 4-20 lbs/A	Florida and Texas Apply as pre-bloom and post bloom sprays.
	Spot anthracnose (scab) Greasy spot (pink pitting)	Elsinoe fawcetti Mycosphaerella citri		
	Brown rot	Pythophthora citrophthora	Dilute 1/2-2 lbs/100 gal	Apply in the fall just before rainy season. Apply as an overall or skirt spray. Apply to the soil beneath the trees. Use with lime in areas where copper injury is known to occur.
Cocoa	Black pod rot	Phytophthora palmivora	2-4 lbs/A	Apply on a 14-21 day schedule in high rainfall areas.
Coffee	Iron spot Pink disease	Cercospora spp. Corticium salmonicolor	2-8 lbs/A	Apply 3 applications at monthly intervals at the beginning of the wet season.
	Leaf rust Leaf spot Berry spot	Hemileia vastatrix Mycena citricolor Cercospora coffelcola	3 1/2-8 lbs/A	Apply as locally recommended, usually at 3-4 week intervals depending upon disease severity and rainfall condition.
Cranberries	Fruit rot	Certhospora funata	8 lbs/A	Begin application in late bloom. 1-2 additional applications at 10-14 day intervals may be necessary.
	Stem and leaf blight Red leaf spot	Botryosphaeria vaccinii Exobasidium vaccinii	8 lbs/A	Apply delayed-dormant spray in the spring. Repeat as needed through pre-bloom.
Currants Gooseberries (cane blight)	Leaf spot	Botryosphaeria ribis	5-10 lbs/A	Make 3 applications starting after harvest, before bloom and after petal fall.

Filberts	Bacterial blight	<i>Pseudomonas</i> spp. <i>Xanthomonas</i> spp.	4-5 lbs/100 gal	Apply in late August or early September. Under severe conditions apply another application when 3/4 of the leaves have dropped.
*Grapes	Black rot Downy mildew	<i>Gulignardia bidwellii</i> <i>Plasmopora viticola</i>	2 lbs/A	Apply the first application when the shoots are 6-8 inches long. A second application should be applied just after bloom and a third before fruit changes color or every 4-10 days if disease is severe.
	Powdery mildew	<i>Uncinula necator</i>	2 lbs/A	Apply the first application when shoots are 6-8 inches long. A second application should be applied just before blooming. Foliar injury occurs on copper-sensitive varieties.
Mangoes	Anthracoise	<i>Glomerella cingulata</i>	Dilute: 2 lb/100 gal Concentrate: 4-5 lbs/A	Apply monthly after fruit set until harvest.
Olives	Peacock spot Anthracoise	<i>Cycloconium oleaginum</i> <i>Gleosporium oilvarum</i>	Dilute: 2-3 lbs/100 gal Concentrate: 8-12 lbs/A	Apply prior to winter rains. A second application in the early spring should be made under severe disease symptoms.
Peaches Nectarines	Brown rot blossom blight Coryneum blight (shot hole) Leaf curl	<i>Monilinia</i> spp. <i>Stigmata carpophila</i> <i>Taphrina deformans</i>	Dilute: 2-4 lbs/100 gal Concentrate: 8-20 lbs/A Aerial: 8-20 lbs/A	For leaf curl and shot hole, apply in dormant/delayed-dormant sprays. For brown rot and shot hole apply before bud swell in the full pink bud stage.
	Bacterial spot	<i>Xanthomonas pruni</i>	2 lbs/100 gal 1/4 lb/100 gal	Apply as a dormant spray. Apply post bloom at first and second cover sprays. Slight injury to the foliage may occur with post bloom sprays.
*Pears	Fire blight	<i>Erwinia amylovora</i>	Dilute: 1/4-1/2 lb/100 gal Concentrate: 1-2 lbs/A	Apply at 10% bloom and repeat at 5-7 day intervals during the bloom period. Do not use on copper-sensitive varieties.
	Blossom blast	<i>Pseudomonas syringae</i>	Dilute: 2-4 lbs/100 gal Concentrate: 3-5 lbs/A	Apply as a dormant spray. Apply only at bud break to control primary infection.
Plums Prunes	Brown rot blossom blight Coryneum blight (shot hole)	<i>Monilinia</i> spp. <i>Stigmata carpophila</i>	Dilute: 4-5 lbs/100 gal Concentrate: 12-20 lbs/A Aerial: 16-20 lbs/A	Apply as a dormant spray before heavy rains begin. For brown rot, apply at early green bud to full popcorn stages.


*Quince	Fire blight	<i>Erwinia amylovora</i>	Dilute: 1/4 - 1/2 lb/100 gal Concentrate: 1-2 lbs/A	Apply at 10% bloom and repeat at 5-7 day intervals during bloom period. Do not use on copper-sensitive varieties.
	Blossom blight	<i>Pseudomonas syringae</i>	Dilute: 2-4 lbs/100 gal Concentrate: 3-5 lbs/A	Apply as a dormant spray. Apply only at bud break to control primary infection.
*Strawberries	Leaf spot	<i>Mycosphaerella fragariae</i>	2-3 lbs/100 gal	Begin application when plants are established and continue on a weekly schedule.
	Bacterial leaf blight	<i>Pseudomonas spp.</i>	2-3 lbs/A	
Tea	Bilster blight	<i>Exobasidium vexans</i>	2-4 oz/A	Apply on a 7-10 day schedule.
Walnuts	Walnut blight	<i>Xanthomonas juglandis</i>	Dilute: 2-4 lbs/100 gal Concentrate: 8-12 lbs/A Aerial: 8-12 lbs/A	Make first application at early pre-bloom when the catkins are partially expanded. Make additional applications at 7-10 day intervals or more frequent if rainfall occurs.



FIELD AND VEGETABLE CROPS

90F11

CROP	DISEASE	LATIN NAME	RATE	REMARKS
*Alfalfa	Leaf spots	Cercospora spp. Leptosphaerulina spp.	2-4 lbs/A	Apply by ground or air 10-14 days prior to harvest. Slight injury may occur to sensitive varieties.
*Beans	Bacterial blight (halo blight) Anthracnose Downy mildew Cercospora leaf spot	Xanthomonas phaseoli Pseudomonas phaseolicola Colletotrichum Hindemuthianum Peronospora spp. Cercospora spp.	1-4 lbs/A	Begin applications by ground or air when plants are 5-6 inches high and repeat at 10-14 day intervals.
*Beets	Downy mildew Leaf spot	Peronospora spp. Cercospora beticola	1-3 lbs/A	Apply by ground or air when disease first appears and repeat at 7-14 day intervals.
*Broccoli	Downy mildew	Peronospora parasitica	1/2-1 lb/A	Apply at 7 day intervals.
*Brussels Sprouts	Black rot	Xanthomonas campestris	1-3 lbs/A	Apply by ground or air when disease first appears and repeat it at 7-14 day intervals.
*Cabbage	Black leaf spot	Alternaria spp.		
*Cauliflower				
*Carrots	Downy mildew Blight	Peronospora spp. Cercospora spp. Alternaria spp.	2-4 lbs/A	Apply by ground or air when disease appears and repeat at 7-14 day intervals.
*Celery	Bacterial blight Early blight Late blight	Pseudomonas apii Cercospora apii Septoria apii	2-4 lbs/A	Apply by ground or air when disease appears and repeat at 7-14 day intervals.
*Cucurbits (cantaloupes, honeydews, cucumbers, pumpkins, squash, watermelons)	Downy mildew Angular leaf spot Anthracnose Alternaria leaf spot Bacterial wilt Gummy stem blight	Pseudoperonospora cubensis Pseudomonas lachrymans Colletotrichum lagenarium Alternaria cucumerina Erwinia tracheiphila Mycosphaerella melonis	1 1/2-2 lbs/A	Apply by ground or air when disease appears and repeat at 7-10 day intervals.
*Eggplant	Alternaria blight Anthracnose Fruit rot	Alternaria spp. Colletotrichum spp. Phomopsis vexans	2-4 lbs/A	Apply by ground or air when disease appears and repeat at 7-10 day intervals.



*Hops	Downy mildew	Pseudoperonospora humuli	2 lbs/A	Apply as needed at 10 day intervals. Begin with crown treatment (after pruning but before training) and continue until 2 weeks before harvest.
*Lettuce	Downy mildew	Bremia lactucae	1-2 lbs/A	Apply by ground or air when disease appears and repeat at 7-10 day intervals. Slight injury may occur under adverse weather conditions.
*Onions	Downy mildew Purple blotch	Peronospora spp. Alternaria porri	2-4 lbs/A	Apply by ground or air when plants are 4-6 inches high and repeat at 7-10 day intervals.
Peanuts	Cercospora leaf spot	Cercospora personata	1 1/2-3 lbs/A	Apply by ground or air when disease appears and repeat at 7-14 day intervals. May be tank-mixed with sulfur to enhance control.
*Peppers	Bacterial spot Anthracnose Early blight Late blight Leaf spot Downy mildew	Xanthomonas vesicatoria Colletotrichum spp. Alternaria solani Phytophthora infestans Cercospora capsici Peronospora spp.	2-4 lbs/A	Apply by ground or air when disease appears and repeat at 7-10 day intervals.
*Potatoes	Early blight	Alternaria solani	1-6 lbs/A	Apply at 7-10 day intervals when plants are 6 inches high up until harvest. Apply by ground or air.
	Late blight	Phytophthora infestans	2-4 lbs/A	Apply by ground or air before disease appears and repeat as needed at 7-10 day intervals.
*Spinach	Anthracnose Cercospora leaf spot Downy mildew White rust	Glomerella spp. Cercospora spp. Peronospora effusa Albugo occidentalis	2-3 lbs/A	Apply by ground or air when disease appears and repeat at 7-10 day intervals.
*Sugarbeets	Cercospora leaf spot	Cercospora personata	1 1/2-3 lbs/A	Apply by ground or air when disease appears and repeat at 7-14 day intervals. May be tank-mixed with sulfur to enhance control.

Tobacco	Damping off diseases	Various	5-6 lbs/A	Avoid overwatering. Dust the seed bed after planting.
	Angular leaf spot	<i>Pseudomonas angularata</i>	4-5 lbs/A	Apply on a 7-10 day basis when disease appears. Destroy all infected plants.
	Frog eye disease	<i>Cercospora nicotianae</i>	4-5 lbs/A	Apply just before transplanting and when topped.
	Brown spot	<i>Alternaria longipes</i>	4-5 lbs/A	Apply every 7-10 days when disease appears.
	Wild fire	<i>Pseudomonas tabaci</i>	2 lbs/A	Apply every 7 days from seeding to transplanting.
	Blue mold	<i>Peronospora tabacina</i>	2 lbs/A	Apply every 7-10 days when disease appears.
*Tomatoes	Bacterial spot Bacterial speck Bacterial canker Anthracnose Early blight Late blight Leaf mold Septoria leaf spot Gray leaf spot	<i>Xanthomonas vesicatoria</i> <i>Pseudomonas tomato</i> <i>Corynebacterium michiganense</i> <i>Glomerella phomoides</i> <i>Alternaria solani</i> <i>Phytophthora infestans</i> <i>Cladosporium fulvum</i> <i>Septoria lycopersici</i> <i>Stemphylium solani</i>	2-4 lbs/A	Apply prior to the appearance of the disease by ground or air and repeat at 7-10 day intervals.

* NOT FOR USE IN CALIFORNIA

0885/0788(03)