

PM

32

47870-1

Page 1 of 4

DRAFT LABEL FOR PROPYLENE OXIDE:  
PANEL "A" (CENTER PANEL)

CAS 75-56-9


UN1280

# PROPYLENE OXIDE

### ACTIVE INGREDIENT

Propylene Oxide..... 100%

This product contains 6.92 lbs of active ingredient per gallon



KEEP OUT OF REACH OF CHILDREN  
**DANGER**

### STATEMENT OF PRACTICAL TREATMENT

- IF SWALLOWED:** Call a physician or Poison Control Center. Induce Vomiting. Never give anything by mouth to an unconscious person. **NOTE TO PHYSICIAN:** Possible mucosal damage may contraindicate the use of gastric lavage.
- IF IN EYES:** Immediately flush with plenty of water for at least 15 minutes. Get medical attention.
- IF INHALED:** Remove to fresh air. If not breathing, give artificial respiration, preferably mouth to mouth. If breathing is difficult, give oxygen. **CALL A PHYSICIAN.**
- IF ON SKIN:** Wash off with soap and water while removing contaminated clothing and shoes. **CALL A PHYSICIAN.**

SEE SIDE PANEL FOR ADDITIONAL PRECAUTIONARY STATEMENTS

Manufactured by ABERCO, Inc.  
Seabrook MD

Establishment No.

EPA Registration No. 47870-1  
CA Registration No. 47870-00001AA

**BEST AVAILABLE COPY**

Net Contents 366 lbs.

## PRECAUTIONARY STATEMENTS

### HAZARDOUS TO HUMANS & DOMESTIC ANIMALS

#### DANGER

**CORROSIVE:** Causes eye damage and skin burns. Harmful or fatal if swallowed.

**DO NOT GET IN EYES:** Wear full face shield and vaporproof goggles when opening drums or handling product. Avoid touching gloves or hands to eyes after handling until possible residues are washed off of hands. If liquid does get in eyes flush immediately with water for 15 minutes, seek immediate medical attention.

**DO NOT GET ON SKIN OR CLOTHING:** Wear protective clothing, rubber gloves, and wash before re-use. Discard contaminated leather shoes. In the event of a splash, spill, or other event which contaminates the skin or clothing, immediately remove contaminated clothing and promptly wash contaminated skin with soap and water. Seek prompt medical attention.

**DO NOT BREATHE VAPORS OR FUMES.** If the concentration of propylene oxide in the workroom or area exceeds 20 ppm by volume, respiratory protection is mandatory. For respiratory protection, wear a self-contained breathing apparatus of a type jointly approved by the Mining Enforcement and Safety Administration and the National Institute for Occupational Safety and Health or an ambient breathing apparatus.

**DRUMS MAY BE UNDER PRESSURE WHEN OPENED.** Relieve pressure by slowly opening the small bung in a safe, well-ventilated area, standing up-wind if outdoors and with the barrel between you and the nearest point of air exhaust if indoors. If a hissing sound is heard do not further open the small bung until the hissing sound stops. Continue opening small bung and waiting until any hissing stops.

#### ENVIRONMENTAL HAZARDS

This pesticide is toxic to wildlife. Do not discharge effluent containing this product into lakes, streams, ponds, estuaries, oceans, or public waters unless this product is specifically identified and addressed in an

Only when small bung has been completely opened is the pressure to be considered as relieved. See CLOTHING AND EYE PROTECTION section for protective gear that must be worn.

#### PHYSICAL OR CHEMICAL HAZARDS

##### EXTREMELY FLAMMABLE

This product is an extreme fire hazard. The flash point is -35 F Tag open Cup and the flammable limits of vapor in air, in percent by volume are 2.1 lower and 38.5 upper. Keep away from heat, sparks, open flame and heated surfaces.

##### IN CASE OF FIRE, SPILL OR LEAK

**FIRE:** Use carbon dioxide or dry chemical on small fires and "alcohol" foams on large fires. Water spray may be ineffective, but use water to keep exposed drums cool. In advanced or massive fires, firefighting should be done from a safe distance or a protected location. Wear self-contained breathing apparatus and full protective clothing.

**SPILL OR LEAK:** Evacuate immediate area of spill or leak. Use SCBA or combination air-supplied respirator / SCBA for entry into affected area to correct problem. Move leaking or damaged cylinders outdoors or to an isolated location away from sources of ignition, observing strict safety precautions. Work upwind if possible. Wash fumigant into soil or cover with soil or other absorbent material. Do not permit entry into spill area by unprotected persons until concentration of propylene oxide is determined to be less than 20 ppm.

##### DO NOT CONTAMINATE CONTENTS

Hazardous polymerization may occur. Do not allow foreign material to get into this drum, particularly acidic or alkaline materials.

NPDES permit. Do not discharge this product into sewer systems without previously notifying the sewage treatment plant authority. For guidance contact your State Water Board or Regional Office of the EPA.

**BEST AVAILABLE COPY**

## DIRECTIONS FOR USE

It is a violation of federal law to use this product in a manner inconsistent with its labeling.

This fumigant is a highly hazardous material and should only be used by individuals trained in its proper use. Before using, read and follow all label precautions and directions.

All persons working with this fumigant should be knowledgeable of the hazards of this chemical, and trained in the proper use of required respirator equipment and detector devices, emergency procedures, and use of this fumigant.

To aid in the control of microbiological spoilage and as an insecticidal fumigant for the control of stored products insects. To reduce bacterial and mold contamination in processed spices, cocoa, and processed nutmeats (except peanuts).


**NOT FOR USE ON COCOA IN CALIFORNIA**

### WHEN USED ALONE:

Add product in a vacuum to fumigator retort at not more than 2.4 ounces propylene oxide in vapor form per cubic foot of space in the retort. Temperature should not be in excess of 125 F. Exhaust the retort within four hours and air wash with four chamber volumes of air.

### WHEN USED IN COMBINATION WITH CARBON DIOXIDE:

Propylene oxide may be used in combination with carbon dioxide which is added to the retort along with propylene oxide. This reduces the flammability of the gases in the retort and increases the efficiency of heat transfer to the items being treated. The approved mixture is 8% propylene oxide and 92% carbon dioxide in the retort. This can be obtained by adding propylene oxide, in a vacuum, to the retort at not more than 0.2 ounces per cubic foot of space in the retort. Carbon dioxide may then be added to restore ambient pressure, taking care not to vent propylene oxide during addition of the carbon dioxide. When used with carbon dioxide the treatment time may be extended to up to 48 hours. The temperature should not be in excess of 125 F. After treatment, exhaust the retort and air wash with four chamber volumes of air.



**BEST AVAILABLE COPY**

### PROTECTIVE CLOTHING AND RESPIRATOR USE, AND STORAGE OF TREATED COMMODITIES

#### CLOTHING AND EYE PROTECTION

When contact with liquid propylene oxide can occur, such as when opening drums or handling leaks or spills, the following protection must be worn: full body protection including solvent proof gloves, clothing, hat, apron, boots, and vaporproof goggles and full face mask if SCBA is not required. Don't re-use contaminated clothing until washed. Discard contaminated leather shoes.

#### RESPIRATORY PROTECTION

If the concentration of propylene oxide in the working area, as measured by an MSA No. 469158 detector tube used with an MSA Samplair pump or a Miran 101 Specific Vapor Analyzer (for additional information contact ABERCO) exceeds 20 ppm (4mg/cubic meter) use of a full face self contained breathing apparatus (SCBA) jointly approved by MSHA and NIOSH or of an ambient air breathing apparatus is mandatory.

The use of an approved SCBA or ambient air breathing device is also required when the air level of propylene oxide is not known and/or may be elevated such as in emergency entrance, spills, and leaks.

#### AERATION AND RE-ENTRY


After fumigation, treated areas must be aerated until the level of propylene oxide is below 20 ppm. Do not allow entry into the treated area by any person before this time unless provided with an MSHA/NIOSH approved SCBA.

#### PLACARDING

The applicator must placard or post all entrances to the fumigated area with signs bearing:

1. The signal word "DANGER" and the skull and crossbones symbol.
2. The statement "Area under fumigation. DO NOT ENTER".
3. Date of fumigation.
4. Name of fumigant used.
5. Name, address, and telephone number of the applicator.

Do not remove a placard until the treated space is completely aerated. To determine whether aeration is complete, each fumigated site must be monitored and shown to contain less than 20 ppm propylene oxide inside. If less than 20 ppm propylene oxide is detected, the placard may be removed.



PROPYLENE OXIDE DRAFT AMENDED LABEL (LAYOUT)

PANEL "B" (LEFT SIDE)

PANEL "A" (CENTER PANEL)

PANEL "C" (RIGHT SIDE)

PRECAUTIONARY STATEMENTS

HAZARDOUS TO HUMANS & DOMESTIC ANIMALS

DANGER

**IRITANT** Causes eye damage and skin irritation or fatal if swallowed.

**DO NOT GET IN EYES** Wear full face shield and vaporproof goggles when opening drums of this product. Avoid touching gloves or clothing to eyes after handling until possible. Goggles are washed off of hands. If liquid gets in eyes flush immediately with water for 15 minutes, seek immediate medical attention.

**DO NOT GET ON SKIN OR CLOTHING** Wear protective clothing, rubber gloves, and wash before re-use. Discard contaminated leather shoes. In the event of a splash, spill, or other event which contaminates the skin or clothing, immediately remove contaminated clothing and promptly wash contaminated skin with soap and water. Seek prompt medical attention.

**DO NOT BREATHE VAPORS OR FUMES** If the concentration of propylene oxide in the breathing area exceeds 20 ppm by volume, respiratory protection is mandatory. For respiratory protection, wear a self contained breathing apparatus of a type jointly approved by the Mining Enforcement and Safety Administration and the National Institute for Occupational Safety and Health or an ambient breathing apparatus.

**DRUMS MAY BE UNDER PRESSURE WHEN OPENED** Relieve pressure by slowly opening the small bung in a safe, well-ventilated area, working upwind if outdoors and with the wind between you and the nearest point of escape if indoors. If a hissing sound is heard, do not further open the small bung until hissing sound stops. Continue opening the bung and working until any hissing stops.

ENVIRONMENTAL HAZARDS

This pesticide is toxic to wildlife. Do not allow effluents containing this product into streams, ponds, estuaries, or other aquatic areas unless this product is specifically authorized and addressed in an

Only when small bung has been completely opened is the pressure to be considered as relieved. See CLOTHING AND EYE PROTECTION section for protective gear that must be worn.

PHYSICAL OR CHEMICAL HAZARDS

EXTREMELY FLAMMABLE

This product is an extreme fire hazard. The flash point is -35 F. Tag open Cup and the flammable limits of vapor in air, in percent by volume are 2.1 lower and 38.5 upper. Keep away from heat, sparks, open flame and heated surfaces.

IN CASE OF FIRE, SPILL OR LEAK

**FIRE** Use carbon dioxide or dry chemical on small fires and "alcohol" foams on large fires. Water spray may be ineffective, but use water to keep exposed drums cool. In advanced or massive fires, firefighting should be done from a safe distance or a protected location. Wear self contained breathing apparatus and full protective clothing.

**SPILL OR LEAK:** Evacuate immediate area of spill or leak. Use SCBA or combination air-supplied respirator for entry into affected area to correct problem. Move leaking or damaged cylinders outdoors or to an isolated location away from sources of ignition, observing strict safety precautions. Work upwind if possible. Wash fumigant into soil or cover with soil or other absorbent material. Do not permit entry into spill area by unprotected persons until concentration of propylene oxide is determined to be less than 20 ppm.

DO NOT CONTAMINATE CONTENTS

Hazardous polymerization may occur. Do not allow foreign material to get into this drum, particularly acidic or alkaline materials.

CAS 75-56-9

UN1280

PROPYLENE OXIDE

ACTIVE INGREDIENT

Propylene Oxide.....100%

This product contains 6.92 lbs of active ingredient per gallon

KEEP OUT OF REACH OF CHILDREN DANGER

STATEMENT OF PRACTICAL TREATMENT

- IF SWALLOWED:** Call a physician or Poison Control Center. Induce Vomiting. Never give anything by mouth to an unconscious person. NOTE TO PHYSICIAN: Possible mucosal damage may contraindicate the use of gastric lavage.
- IF IN EYES:** Immediately flush with plenty of water for at least 15 minutes. Get medical attention.
- IF INHALED:** Remove to fresh air. If not breathing, give artificial respiration, preferably mouth to mouth. If breathing is difficult, give oxygen. CALL A PHYSICIAN.
- IF ON SKIN:** Wash off with soap and water while removing contaminated clothing and shoes. CALL A PHYSICIAN.

SEE SIDE PANEL FOR ADDITIONAL PRECAUTIONARY STATEMENTS

Manufactured by ABERCO, Inc. Seabrook MD

Establishment No

EPA Registration No. 47870-1  
CA Registration No. 47870-00001AA

Net Contents 366 lbs

It is a violation of federal law to use this product in a manner inconsistent with labeling.

This fumigant is a highly hazardous material and should only be used by individuals on its proper use. Before using, read and follow all label precautions and directions.

All persons working with this fumigant should be knowledgeable of the hazards of this chemical, and trained in the proper use of required respirator equipment and decontamination devices, emergency procedures, and this fumigant.

To aid in the control of microbial spoilage and as an insecticidal fumigant, the control of stored products insects, reduce bacterial and mold contamination of processed spices, cocoa, and prunellams (except peartuts).

NOT FOR USE ON COCOA IN CALIFORNIA

WHEN USED ALONE:

Add product in a vacuum to fumigator at not more than 2.4 ounces propylene oxide in vapor form per cubic foot of space to be treated. Temperature should not be more than 125 F. Exhaust the retort within four hours and air wash with four chamber volume.

PROTECTIVE AND STORAGE

CLOTHING AND EYE PROTECTION

When contact with liquid propylene oxide occurs, such as when opening drums, handling leaks or spills, the following protection must be worn: full body protective clothing, including solvent proof gloves, clothing apron, boots, and vaporproof goggles. A full face mask if SCBA is not required. Do not use contaminated clothing until washed. Discard contaminated leather shoes.

RESPIRATORY PROTECTION

If the concentration of propylene oxide in the working area, as measured by an MSA 489158 detector tube used with an Air Sampler pump or a Miran 101 Specific Analyzer (for additional information contact ABERCO) exceeds 20 ppm (4mg/cubic foot) use of a full face self contained breathing apparatus (SCBA) jointly approved by NIOSH and MSHA is mandatory.

The use of an approved SCBA or ambient breathing device is also required when level of propylene oxide is not known or may be elevated, such as in emergency entrance, spills, and leaks.

