

47371-192

8/10/2012

Page 1 of 20

UNITED STATES ENVIRONMENTAL PROTECTION AGENCY
WASHINGTON, D C 20460



United States
Environmental Protection
Agency

Office of Pesticide Programs

Joanna Holcombe
Sr Regulatory Services Associate
Lonza, Inc
90 Boroline Road
Allendale, NJ 07401

AUG 10 2012

Subject	Formulation HWS 32
EPA Reg No	47371 192
Date Sent	May 14, 2012
Date Received	May 15, 2012
Submission #	916933

Dear Ms Holcombe,

The following amendment submitted in connection with registration under the Federal Insecticide, Fungicide, and Rodenticide Act (FIFRA), section 3(C)(7)(A) is found to acceptable

Proposed Amendment

- Lower water claim from 400 ppm to 200 ppm on the product's label

General Comments

A stamped copy of the accepted labeling with conditions is enclosed Submit 1 copy of your final printed label before distributing or selling the product bearing the revised labeling

Should you have any questions concerning this letter, please contact Velma Noble at (703) 308-6233 or Jamil Mixon at (703) 308-8032

Sincerely,

A handwritten signature in black ink, appearing to read 'Velma Noble'.

Velma Noble
Product Manager (31)
Regulatory Management Branch I
Antimicrobials Division (7510P)

Attachment Stamped label

2 3 20

FORMULATION HWS-32

ONE STEP DISINFECTANT GERMICIDAL DETERGENT AND DEODORANT

Disinfectant
Staphylocidal
Salmonellacidal
Bactericidal
Fungicidal
Mildewstatic
*Virucidal

FLORAL / CITRUS / FRESH / CLEAN / LEMON / PINE / MINT [scent] [fragrance] [odor] [scented]

Active Ingredients	
Didecyl dimethyl ammonium chloride	1 27%
n-Alkyl (C ₁₄ 50%, C ₁₂ 40% C ₁₆ 10%) dimethyl benzyl ammonium chloride	0 85%
Other Ingredients	97 88%
Total	100 00%

KEEP OUT OF REACH OF CHILDREN

DANGER [PELIGRO]

See [right] [left] [side] [back] panel for Precautionary Statements and First Aid

EPA Reg No 47371-192
EPA Est No (insert Est No here)
NET CONTENTS (insert container size here)


[DOT Symbols]
[Country of origin (insert country)]
[Manufactured in (insert country)]
[Barcode]

H&S CHEMICALS DIVISION
c/o LONZA INC
90 Boroline Road
Allendale, NJ 07401

ACCEPTED
with COMMENTS
in EPA Letter Dated

AUG 10 2012

Under the Federal Insecticide
Fungicide and Rodenticide Act as
amended for the pesticide
registered under EPA Reg No 47371-192



PRECAUTIONARY STATEMENTS**HAZARDS TO HUMANS AND DOMESTIC ANIMALS**

DANGER Corrosive Causes irreversible eye damage Do not get in eyes or clothing Wear protective eyewear (goggles face shield or safety glasses) Avoid contact with the skin Harmful if inhaled Avoid breathing spray Wash thoroughly with soap and water after handling and before eating drinking chewing gum using tobacco or using the toilet Remove contaminated clothing and wash clothing before reuse

FIRST AID

IF IN EYES Hold eye open and rinse slowly and gently with water for 15 – 20 minutes Remove contact lenses, if present after the first 5 minutes then continue rinsing eye

IF ON SKIN OR CLOTHING Take off contaminated clothing Rinse skin immediately with plenty of water for 15 – 20 minutes

IF INHALED Move person to fresh air If person is not breathing call 911 or an ambulance then give artificial respiration preferably by mouth-to-mouth if possible

Call a poison control center or doctor for treatment advice

Have the product container or label with you when calling a poison control center or doctor or going for treatment

NOTE TO PHYSICIAN Probable mucosal damage may contraindicate the use of gastric lavage

{Note to reviewer If container size is 5 gallons or greater the following Environmental Hazards statements will be used }


ENVIRONMENTAL HAZARDS

Do not discharge effluent containing this product into lakes streams ponds estuaries oceans or other waters unless in accordance with the requirements of a National Pollutant Discharge Elimination System (NPDES) permit and the permitting authority has been notified in writing prior to discharge Do not discharge effluent containing this product to sewer systems without previously notifying the local sewage treatment plant authority For guidance contact your State Water Board or Regional Office of the EPA

ACCEPTED
with COMMENTS
in EPA Letter Dated.

AUG 10 2012

Under the Federal Insecticide
Fungicide and Rodenticide Act as
amended for the pesticide
registered under EPA Reg No 47371-192



4720

ACCEPTED
with COMMENTS
in EPA Letter Dated

{Note to reviewer The following is considered optional marketing language }

- Concentrate [Concentrated]
- Neutral [Neutral pH]
- Disinfects [Disinfectant]
- Cleans [Cleaner]
- Deodorizes [Deodorizer]

Under the Federal Insecticide,
Fungicide and Rodenticide Act as
amended for the pesticide
registered under EPA Reg No 47371-192

A multi-purpose neutral pH germicidal detergent and deodorant effective in hard water up to 200 ppm [calculated as CaCO₃] in the presence of a moderate amount of soil [5% organic serum] according to the AOAC Use dilution Test Disinfects cleans and deodorizes in one labor-saving step

For use in schools colleges commercial and industrial institutions, office buildings, veterinary clinics animal life science laboratories zoos federally inspected meat and poultry establishments equine farms tack shops pet shops airports kennels hotels motels, poultry farms, turkey farms dairy farms hog farms breeding establishments grooming establishments, funeral homes and households

Disinfects cleans and deodorizes the following hard nonporous inanimate surfaces floors walls metal surfaces stainless steel surfaces glazed porcelain plastic surfaces [such as polypropylene polystyrene etc]

Use [on] [to clean and disinfect] nonporous athletic mats wrestling mats gymnastic mats exercise equipment and training tables

Use [on] [to clean and disinfect] nonporous personal protective safety equipment wrestling headgear boxing headgear protective headgear athletic helmets hard hats half mask respirators full face breathing apparatus gas masks goggles spectacles face shields hearing protectors and ear muffs Rinse all equipment that comes in prolonged contact with skin with warm water and allow to air dry before reuse [Notice Cleaning at 120°F temperature will avoid overheating and distortion of the personal safety equipment that would necessitate replacement]

For use in (insert name of automated dilution system here) [automated] [dilution system]

For use in

- Federally inspected meat and poultry plants on all hard nonporous surfaces in inedible product processing areas non-processing areas and/or exterior areas All surfaces must be thoroughly rinsed with potable water
- Federally inspected meat and poultry plants as a floor and wall cleaner for use in all departments Food products and packaging material must be removed from the room or carefully protected All surfaces must be thoroughly rinsed with potable water
- Federally inspected meat and poultry plants as a disinfectant agent for use in all departments Food products and packaging materials must be removed from the room or carefully protected Use product in accordance with its label All surfaces must be thoroughly rinsed with potable water

For use in tanning salons

For use on [tanning beds] [and] [tanning equipment]

Kills [Effective against] [99.9% of] Influenza A that causes the flu

{Note to reviewer If additional labeling/inserts/reference sheets are used one of the following statements will appear on the container label }

See [additional labeling] [reference sheet] [enclosed in each case] for [a complete list of [pathogenic] organisms] [additional features, claims directions for use] [claimed for this product] [eliminated by this product]

or

See [Reference Sheet] [insert] [product insert] for additional [product information] [and] [directions for use]

{Note to reviewer The following is considered optional marketing language }

Formulation HWS 32 is effective at controlling mold and mildew odor on mattresses pillows and shower curtains {Not for Use in California}

Use Formulation HWS-32 in the laundry to control odors on musty bedding and linens Test on a small inconspicuous area before using

Use Formulation HWS-32 on mildew stains

Use Formulation HWS 32 on mildew stains in damp areas such as bathrooms showers kitchens basements and laundry rooms {Not for Use in California}

Use Formulation HWS-32 in work areas such as tool rooms and garages for odor control and light duty cleaning

Use Formulation HWS-32 to remove odors caused by flooding and smoke from fires

Formulation HWS 32 leaves a clean fresh scent

Formulation HWS 32 provides long lasting freshness against tough [pet] odors from litter boxes and pet accidents

Formulation HWS 32 [Kills] [Eliminates] [Removes] [Destroys] avian influenza A (H5N1) on pre-cleaned environmental surfaces

Formulation HWS-32 [Kills] [Eliminates] [Removes] [Destroys] (Insert pathogen or pathogens from lists on pages 7 and 8) on [pre-cleaned] environmental surfaces

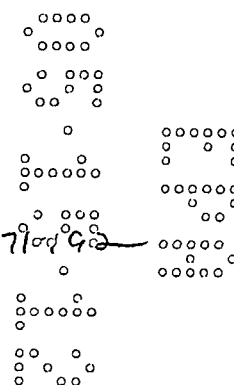
Formulation HWS 32 [Kills] [Eliminates] [Removes] [Destroys] [Germs] [Bacteria] [Viruses*] [on [pre-cleaned] environmental surfaces]

ACCEPTED
with COMMENTS
in EPA Letter Dated

AUG 10 2012

Under the Federal Insecticide
Fungicide and Rodenticide Act as
amended for the pesticide
registered under EPA Reg No.

47371-01-902



{Note to reviewer The following is considered optional marketing language }

[AREAS OF USE]

Use Formulation HWS-32 in

{Note to reviewer Each block below also represents a graphic depicting the corresponding area of use The graphics will only represent individual objects or outsides or insides of buildings as described below No people, animal or food will be depicted in graphics }

Bathrooms
Homes [households]
Kitchens

Dental offices

Day care centers
Nurseries

Bars
Cafeterias
Convenience stores
Food processing plants
Food storage areas
Institutional kitchens
Restaurants
USDA inspected food processing facilities

Athletic facilities
Barber shops
Business and office buildings
Colleges
Correctional facilities
Dressing rooms
Exercise facilities
Factories
Hotels
Institutional facilities
Institutions
Locker rooms
Morgues
Mortuaries
Motels
Prisons
Public facilities
Public rest rooms

Schools
Shower and bath areas
Salons [Beauty] [Nails]
Tanning Salons
Universities

Camp grounds
Play ground equipment

Animal laboratories
Dairy farms
Farms
Hog farms
Kennels
Poultry farms
Pet animal quarters
Pet shops
Turkey farms
Zoos

Airplanes
Airports
Ambulances
Boats
Buses
Campers
Cars
Emergency [Police] [EMS] [Fire] [Rescue] vehicles
Mobile homes
Ships
Taxis
Trailers
Trains
Transportation terminals
Trucks [Box Trucks]

ACCEPTED
with COMMENTS
in EPA Letter Dated
AUG 10 2012

Under the Federal Insecticide
Fungicide and Rodenticide Act as
amended for the pesticide
registered under EPA Reg No 47371-192

{Note to reviewer The following is considered optional marketing language }

[TYPES OF SURFACES]

Use **Formulation HWS 32** on washable hard nonporous surfaces of

{Note to reviewer Each entry below also represents a graphic depicting the corresponding type of surface No people animal or food will be depicted in graphics Only exteriors of microwaves and refrigerators will be depicted Toy graphics will be submitted to Agency for review }

Appliances exteriors of
Bathroom fixtures
Bathtubs [Fiberglass]
Cabinets
Cages
Chairs
Coils and drain pans of air conditioning and
refrigeration equipment and heat pumps
Conductive flooring
Counters [countertops]
Countertop laminates
Desks
Doorknobs
Floors
Foot Spas
Garbage cans
Highchairs
Kennel runs
Microwave ovens exteriors of
Outdoor furniture [except cushions and wood
frames]
Refrigerators exteriors of
Refrigerated storage and display equipment
Telephones

Other hard nonporous surfaces made of
Glazed ceramic
Glazed enameled surfaces
Glazed porcelain

Laminated Surfaces
Metal
Plastic [such as polystyrene or polypropylene]
Sealed granite
Sealed limestone
Sealed marble
Sealed slate
Sealed stone
Sealed terra cotta
Sealed terrazzo
Stainless steel
Upholstery vinyl and plastic
Woodwork, finished

Bed frames
Bed rails
Crutches
Defibrillators
Gurneys
Examining tables
Lamps
Scales
Resuscitators
Stands
Stretchers
Stethoscopes
Walkers
Wheel chairs

ACCEPTED
with COMMENTS
in EPA Letter Dated

AUG 10 2012
Under the Federal Insecticide
Fungicide and Rodenticide Act a-
amended for the pesticide
registered under EPA Reg No 47371-192

{Note to reviewer The following is considered optional marketing language }

Effective against the following pathogens

[Bacteria]

Staphylococcus aureus¹

Salmonella enterica

Acinetobacter calcoaceticus

Bordetella bronchiseptica

Chlamydia psittaci

Enterobacter aerogenes

Enterobacter cloacae

Enterococcus faecalis - Vancomycin Resistant [VRE]

Escherichia coli¹

Fusobacterium necrophorum

Klebsiella pneumoniae¹

Legionella pneumophila

Listeria monocytogenes

Pasteurella multocida

Proteus mirabilis

Proteus vulgaris

Salmonella enteritidis

Salmonella typhi

Salmonella typhimurium

Serratia marcescens

Shigella flexneri

Shigella sonnei

Staphylococcus aureus Community Associated Methicillin Resistant – [CA-MRSA] [NRS384] [USA300]

Staphylococcus aureus Community Associated Methicillin-Resistant – [CA-MRSA] [NRS123] [USA400]

Staphylococcus aureus - Methicillin resistant – [MRSA]

Staphylococcus aureus - Vancomycin Intermediate Resistant – [VISA]

Staphylococcus epidermidis²

Streptococcus faecalis¹

Streptococcus pyogenes [Strep]

¹ ATCC & antibiotic-resistant strain

² antibiotic-resistant strain only

ACCEPTED
with COMMENTS
in EPA Letter Dated

AUG 10 2012

Under the Federal Insecticide
Fungicide and Rodenticide Act as
amended for the pesticide
registered under EPA Reg No 47371-192

{Note to reviewer The following is considered optional marketing language }

[Viruses]

*Adenovirus Type 4

*Adenovirus Type 7 - at 16 oz per gallon {Note for Reviewer 16 oz per gallon dilution disinfection directions must be used if Adenovirus Type 7 is listed on the label}

*Hepatitis B Virus [HBV]

*Hepatitis C Virus [HCV]

*Herpes Simplex Type 1

*Herpes Simplex Type 2

*Human coronavirus

*HIV-1 [AIDS virus]

*Influenza A / Hong Kong

{Note to supplemental registrant if one of the following pathogens with ** are used must include statement in association with the organism Influenza A/Hong Kong }

[Influenza**] [Influenza Virus**] [Flu**] [Flu Virus**]

[**in association with the organism Influenza A/ Hong Kong]

*Respiratory Syncytial Virus [RSV]

*Rotavirus [WA]

*Rubella [German Measles]

*SARS Associated Coronavirus [SARS] [cause of Severe Acute Respiratory Syndrome]

*Vaccinia [Pox virus]

- Respiratory illnesses attributable to Pandemic 2009 H1N1 are caused by influenza A virus This product [Product Name] is a broad spectrum hard surface disinfectant that has been shown to be effective against Influenza A Virus / Hong Kong and is expected to inactivate all influenza A viruses including Pandemic 2009 H1N1 (formerly called swine flu)
- This product has demonstrated effectiveness against influenza A virus and is expected to inactivate all influenza A viruses including Pandemic 2009 H1N1 influenza A virus
- This product has demonstrated effectiveness against Influenza A Virus / Hong Kong and is expected to inactivate all influenza A viruses including Pandemic 2009 H1N1 (formerly called swine flu)
- Kills Pandemic 2009 H1N1 influenza A virus [formerly called swine flu]
- Kills Pandemic 2009 H1N1 influenza A virus

[Animal viruses]

*Avian Influenza (H5N1)

*Avian polyomavirus

*Canine distemper

*Feline leukemia

*Feline picornavirus

*Infectious bovine rhinotracheitis

*Infectious bronchitis [Avian IBV]

*Newcastle Disease

*Pseudorabies [PRV]

*Rabies

*Transmissible Gastroenteritis virus [TGE]

[Fungi]

Aspergillus niger

Candida albicans

Trichophyton mentagrophytes [Athlete s Foot Fungus] [a cause of Ringworm] [a cause of Ringworm of the foot]

ACCEPTED
with COMMENTS
in EPA Letter Dated

AUG 17 2012

Under the Federal Insecticide
Fungicide and Rodenticide Act as
amended for the pesticide
registered under EPA Reg No

47371-192

10 820

PELIGRO SI NO PUEDE LEER EN INGLES PREGUNTE A SU SUPERVISOR SOBRE LAS INSTRUCCIONES DE USO APROPIADAS ANTES DE TRABAJAR CON ESTE PRODUCTO

DIRECTIONS FOR USE

It is a violation of Federal law to use this product in a manner inconsistent with its labeling

DILUTION 1 32 [660 ppm quat]	4 ounces per gallon of water
	8 ounces per 2 gallons of water
	12 ounces per 3 gallons of water
	16 ounces per 4 gallons of water
	20 ounces per 5 gallons of water

[To [remove] [insert] [the] [dispenser system name] container place hand securely under the container slide release lever to the right and pull the container out]

ACCEPTED
with COMMENT
in EPA Letter Dated
AUG 10 2012

Under the Federal Insecticide
Fungicide and Rodenticide Act
amended for the pesticide
registered under EPA Reg No 47371-192

DISINFECTION / CLEANING / DEODORIZING DIRECTIONS Remove heavy soil deposits from surface then thoroughly wet surface with a use-solution of 4 ounces of the concentrate per gallon of water [Use 16 oz per gallon of water to kill Adenovirus Type 7] Apply with a cloth mop sponge or coarse spray or by soaking For sprayer applications use a coarse spray device Spray 6 – 8 inches from the surface rub with a brush cloth or sponge Do not breathe spray Let solution remain on surface for a minimum of 10 minutes Rinse or allow to air dry Rinsing of floors is not necessary unless they are to be waxed or polished

{Note for reviewer One of the following statements must be used }

Food contact surfaces must be thoroughly rinsed with potable water This product must not be used to clean the following food contact surfaces utensils glassware and dishes

{or}

This product is not for use on food contact surfaces

{Note to reviewer one of the following two statements will be used }

BACTERICIDAL STABILITY OF USE DILUTION Tests confirm that **Formulation HWS 32** when diluted in 200 ppm hard water [via use of automatic dispensing devices] remains effective against *Staphylococcus aureus* and *Salmonella enterica* for [up to 7 days] [for up to one week] [for up to one month] [for up to 2 months] [for up to 3 months] [up to 4 months] [up to 5 months] [up to 6 months] [up to 7 months] [up to 8 months] [up to 9 months] [up to 10 months] [up to 11 months] [up to 12 months] [for up to one year] when stored in a sealed container such as a spray bottle If product becomes visibly dirty or contaminated the use dilution must be discarded and fresh product prepared Always use clean properly labeled containers when diluting this product Bactericidal stability of the use dilution does not apply to open containers such as buckets or pails

{or}

Prepare a fresh use-solution daily or more often if the solution becomes visibly dirty or diluted

TOILET BOWLS [/ URINALS] Swab bowl with brush to remove heavy soil prior to cleaning or disinfecting Clean by applying diluted solution around the bowl and up under the rim Stubborn stains may require brushing To disinfect first preclean to remove heavy soil then remove or expel over the inner trap the residual bowl water Pour in three ounces of the diluted solution Swab the bowl completely using a scrub brush or mop making sure to get under rim Let stand for 10 minutes or overnight then flush

FUNGICIDAL DIRECTIONS

For use in areas such as locker rooms dressing rooms shower and bath areas and exercise facilities follow disinfection directions

MILDEWSTATIC INSTRUCTIONS Will effectively control the growth of mold and mildew plus the odors caused by them when applied to hard nonporous surfaces such as walls floors and table tops Apply use-solution of 4 ounces per gallon of water with a cloth mop sponge or coarse spray Make sure to wet all surfaces completely Let air dry Repeat application weekly or when growth reappears

To control the growth of mold and mildew on large inflatable non porous plastic and rubber structures [animals, promotional items, moonwalks, obstacle course play and exercise equipment] Thoroughly clean all surfaces with soap or detergent and rinse with water Saturate surfaces with a use solution of 4 ounces per gallon of water with a cloth mop sponge or coarse spray Make sure to wet all surfaces completely Let air dry Repeat application weekly or when growth reappears Ventilate buildings and enclose spaces Do not use equipment until treatment has been absorbed, set or dried

ACCEPTED
with COMMENTS
in EPA Letter Dated
AUG 10 2012

Under the Federal Insecticide
Fungicide and Rodenticide Act
amended for the pesticide
registered 47371-192

CLEANING AND DISINFECTING HARD NONPOROUS SURFACES ON PERSONAL PROTECTIVE EQUIPMENT [RESPIRATORS]

Preclean equipment if heavily soiled to ensure proper surface contact. Add 4 oz. of **Formulation HWS 32** to one gallon of water. Gently mix for a uniform solution. [Use 16 oz. per gallon of water to kill Adenovirus Type 7.] Apply solution to hard nonporous surfaces of the respirator with a brush, coarse spray device, sponge, or by immersion. Thoroughly wet all surfaces to be disinfected. Treated surfaces must remain wet for 10 minutes. Remove excess solution from equipment prior to storage. Comply with all OSHA regulations for cleaning respiratory protection equipment [29 CFR §1910.134].

***KILLS HIV-1 [AIDS VIRUS] AND HBV [HEPATITIS B VIRUS] AND HCV [HEPATITIS C VIRUS] ON PRECLEANED, ENVIRONMENTAL SURFACES / OBJECTS PREVIOUSLY SOILED WITH BLOOD / BODY FLUIDS** in settings in which there is an expected likelihood of soiling of inanimate surfaces/objects with blood / body fluids and in which the surfaces / objects likely to be soiled with blood / body fluids can be associated with the potential for transmission of Human Immunodeficiency Virus Type 1 [HIV 1] [associated with AIDS] or Hepatitis B Virus [HBV] or Hepatitis C Virus [HCV].

Special Instructions for Cleaning and Decontamination against HIV-1 [AIDS Virus] or HBV or HCV of Surfaces / Objects Soiled with Blood / Body Fluids

Personal Protection Disposable protective gloves, gowns, face masks and eye coverings, as appropriate, must be worn during all cleaning of blood / body fluids and during decontamination procedures.

Cleaning Procedures Blood / body fluids must be thoroughly cleaned from surfaces / objects before application of disinfectant.

Contact Time HIV-1 [AIDS virus] is inactivated after a contact time of 4 minutes at 25°C [77°F] [room temperature]. HBV and HCV are inactivated after a 10 minute contact time. Use a 10-minute contact time for all other viruses, fungi, and bacteria listed.

Disposal of Infectious Materials Blood / body fluids should be autoclaved and disposed of according to federal, state and local regulations for infectious waste disposal.

[NAIL] [MANICURE] SALON [BARBER] INSTRUMENTS AND TOOLS DISINFECTION [BACTERICIDE] / [VIRUCIDE] / [FUNGICIDE] DIRECTIONS

Mix 4 oz. of **Formulation HWS 32** per gallon of water [or equivalent dilution] to disinfect hard nonporous instruments and tools. [Use 16 oz. per gallon of water to kill Adenovirus Type 7.] Completely immerse combs, brushes, rollers, razors, scissors, blades, manicure, pedicure and other salon instruments and tools for 10 minutes. For heavily soiled instruments and tools, a preliminary cleaning is required. Rinse thoroughly and dry before use. Prepare a fresh solution daily or more often if the solution becomes visibly diluted, cloudy or soiled. **Note** Plastics may [can] remain immersed until ready to use. Stainless steel shears and instruments must be removed after 10 minutes, rinsed, dried and kept in a clean, non-contaminated receptacle. Prolonged soaking may cause damage to metal instruments.

DISINFECTION OF HARD, NONPOROUS SURFACES IN FOOTBATHS

To remove body oils, dead tissue, soil and all other buildups or organic matter on inanimate surfaces after using the footbath, drain the water and thoroughly clean all hard nonporous surfaces with soap or detergent, then rinse with water. Saturate surfaces with a use solution of 4 ounces per gallon of water [or equivalent use dilution] to exposed surfaces with a cloth, mop, sponge or sprayer. [Use 16 oz. per gallon of water to kill Adenovirus Type 7.] For spray applications, use a coarse spray device. Do not breathe spray. Brush or swab thoroughly and allow solution to stand for 10 minutes. After the unit has been thoroughly disinfected, rinse all surfaces with fresh water. Do not use equipment until treatment has been absorbed, set or dried.

ACCEPTED
with COMMENTS
in EPA Letter Dated
AUG 16 2012

Under the Federal Insecticide
Fungicide and Rodenticide Act as
amended for the pesticide
registered under EPA Reg. No. 47371-19

CLEANSING OF BODY SURFACES AND BODY ORIFICES OF HUMAN REMAINS This product removes body secretions soil and blood along with their accompanying malodor from the surfaces and orifices of human remains Using a sponge or washcloth bathe the entire body with a use-solution of 4 ounces per gallon of water [Use 16 oz per gallon of water to kill Adenovirus Type 7] A soft handbrush may be employed on surfaces other than the face Use fresh solution for each [cadaver] remains or when solution becomes visibly dirty or diluted

FARM PREMISE, LIVESTOCK, POULTRY & TURKEY HOUSE DISINFECTANT

DILUTION 1 32 4 ounces per gallon of water

[Use 16 oz per gallon of water to kill Adenovirus Type 7]

ACCEPTED
with COMMENTS
in EPA Letter Dated

AUG 16 2012

Under the Federal Insecticide
Fungicide and Rodenticide Act as
amended for the pesticide
registered under EPA Reg No 47371-192

- 1 Remove all animals and feeds from premises trucks coops crates and enclosures
- 2 Remove all litter and manure from floors walls and surfaces of barns pens stalls chutes vehicles and other facilities and fixtures occupied or traversed by animals
- 3 Empty all troughs racks and other feeding and watering appliances
- 4 Thoroughly clean all surfaces with soap or detergent, then rinse with water
- 5 Saturate all surfaces with the disinfecting solution for a period of 10 minutes
- 6 Immerse all halters, ropes and other types of equipment used in handling and restraining animals as well as forks shovels and scrapers used for removing litter and manure
- 7 Ventilate buildings coops cars trucks boats and other closed spaces Do not house animals or employ equipment until treatment has been absorbed set or dried
- 8 After treatment with disinfectant thoroughly scrub feed racks troughs automatic feeders fountains and waterers with soap or detergent then rinse with potable water before reuse

**VETERINARY PRACTICE / ANIMAL CARE / ANIMAL LABORATORY / ZOOS / PET SHOP / KENNELS
DISINFECTION DIRECTIONS**

For cleaning and disinfecting the following hard nonporous surfaces equipment used for animal food or water utensils instruments cages kennels stables catteries, etc Remove all animals and feeds from premises animal transportation vehicles crates etc Remove all litter droppings and manure from floors walls and surfaces of facilities occupied or traversed by animals Empty all feeding and watering appliances Thoroughly clean all surfaces with soap or detergent and rinse with water Saturate surfaces with a use-solution of 4 oz of **Formulation HWS 32** per gallon of water [or equivalent dilution] for a period of 10 minutes [Use 16 oz per gallon of water to kill Adenovirus Type 7] Wipe or allow to air dry Immerse all animal handling and restraining equipment as well as forks shovels and scrapers used to remove litter and manure Ventilate buildings and other closed spaces Thoroughly scrub all treated surfaces that come into contact with food including equipment used for feeding or watering with soap or detergent and rinse with potable water before reuse Do not house animals or employ equipment until treatment has been absorbed, set or dried

For Heavy Duty Cleaning and / or Odor Control When greater cleaning is desired use 8 - 16 oz of **Formulation HWS-32** per gallon of water Heavily soiled areas may require repeated cleaning before treatment

CITRUS CANCER DISEASE CONTROL

For prevention of Citrus Canker Disease through treatment of equipment Effective against *Xanthomonas axonopodis* pv. *citri* [Citrus Canker Disease] at 2000 ppm active quat Treatments can be applied to trucks, attached trailers, and field equipment including cargo area wheels tires undercarriage hood, roof fenders and any other hard nonporous equipment taken into infested areas

Saturate surfaces with a 2 21 [1 10 1/2] use-dilution [12 1/8 oz per gallon of deionized water] [or equivalent dilution] [2000 ppm active quat] for a period of 10 minutes Allow to air dry All surfaces that come in contact with food or crop must be rinsed with potable water before reuse To prevent the spread of Citrus Canker Disease by this artificial means of transportation treatments are made by trigger spraying dipping or brushing Thoroughly rinse or launder clothing before reuse Rinse footwear before reuse

Formulation HWS-32 is effective at eliminating odors on porous surfaces such as drapes, carpets bedding shower curtains and non-porous surfaces such as walls and floors Excellent for fire restoration

Other suggested Uses Homes, Veterinary Clinics Fish Markets Kennels Trash Compactors Offices Beauty Salons Locker Rooms Health Spas Conference rooms Elevators Smoking Areas Lounges Day Care Centers Dry Cleaners Theaters Farms Auditoriums and Churches

Deodorizing directions

Hotels, Schools, Restaurants Using 4 oz in chemical toilets waste receptacles bed pans, drainage bottles, diaper pails hampers, disposals, commodes and air conditioner pans will eliminate odors

Mopping Solutions, Automatic Scrubbers Use 4 oz per gallon of cleaning solution to eliminate undesirable odors

Laundry 4 oz per load added during the final rinse cycle deodorizes all offensive odors

Air Freshener/Automotive Uses 16 oz per gallon of water will effectively neutralize damp musty odors caused by mildew in storage areas basements closets and bathrooms Effective on smoking and cooking odors [garlic fish onions etc] Automobile odors from tobacco musty carpet smell and beverage smells will be eliminated

Carpets 4 oz per gallon of shampoo solution eliminates odors associated with urine vomit smoke and mildew Reapply after cleaning for freshening effects Allow to dry

RV Holding Tanks Toilet waste cover bottom of holding tank with water and add 4 oz If odors return before time to empty simply add 4 oz to the tank Kitchen waste ½ oz of **Formulation HWS 32** to gray water tank as needed to control malodors created by dirty dish water

Pet Odors Use 16 - 24 oz per gallon of water for urine, feces and vomit in carpet and upholstery Clean prior to application then spray onto affected areas Test hidden area for colorfastness Allow 10 minutes contact time Then blot with clean cloth Allow to dry Also effective on pet bedding and litter boxes

Sewage Backup, Water, Smoke Damage Use 8 - 16 oz per gallon of water Spray over affected areas before and after cleaning and extraction Allow ten minutes contact time Use proper ventilation open windows

Cleaning Solution Dilute 4 oz per gallon of water for cleaning of kitchen counters tables walls bathrooms toilet seats mopping floors and large routine applications

ACCEPTED
with COMMENTS
in EPA Letter Dated
AUG 11 2012

Under the Federal Insecticide
Fungicide and Rodenticide Act as
amended for the pesticide
registered under EPA Reg No 47371-192

{This whole page is Not for Use in California}

WATER, SMOKE DAMAGE RESTORATION AGAINST ODOR-CAUSING BACTERIA AND FUNGI FOR HOME, INSTITUTIONAL AND INDUSTRIAL USE

This product is particularly suitable for use in water damage restoration situations against odor causing bacteria on the following porous and semi-porous materials: carpets, carpet cushions, subfloors, drywall, concrete, brick, trim and frame lumber, tackless strip and paneling. Using appropriate dilution, saturate the affected materials with enough product to remain wet for at least 10 minutes.

Sewer Backup and River Flooding During mitigation procedures, dilute 4 oz. of the concentrate per gallon of water, allowing for the diluting effect of absorbed water within saturated materials. Remove gross filth or heavy soil along with non salvageable materials. Saturate all affected areas with a coarse spray device before and after cleaning and extraction.

Carpets, Carpet Cushions and Other Porous Materials such as Subfloors, Drywall, Concrete, Brick, Trim and Frame Lumber, Tackless Strip and Paneling For water damage from a clean source, extract excess water. Test hidden area for colorfastness. Dilute 4 oz. of the concentrate per gallon of water, allowing for the diluting effect of absorbed water within saturated materials. Remove gross filth or heavy soil. Saturate all affected areas with a coarse spray device. Roll, brush or agitate into the materials and allow materials to remain wet for 10 minutes. Follow with a thorough extraction. Dry rapidly and thoroughly.

Special instructions For Cleaning Carpet Against Odor Causing Bacteria Use this product in industrial and institutional areas such as homes, motels, hotels, and schools. Use on wet-cleanable synthetic fibers. Do not use on wool. Vacuum carpet thoroughly prior to cleaning. Test fabric for colorfastness.

For portable extraction units Mix 4 oz. of concentrate per gallon of water.

For truck mounted extraction machines Mix 4 – 8 oz. of concentrate per gallon of water and meter at 4 gallons per hour.

For rotary floor machines Mix 4 oz. of concentrate per gallon of water and apply at the rate of 300 – 500 sq. ft. per gallon.

Do not mix this product with other cleaning products. Follow the cleaning procedures specified by the manufacturer of the cleaning equipment. After using the product, set the carpet pile and protect the carpet from furniture legs and bases while drying. Do not over-wet. If applied to stain resistant nylon carpet, apply a fabric protector according to the manufacturer's directions.

ACCEPTED
with COMMENTS
in EPA Letter Dated
AUG 10 2012

Under the Federal Insecticide
Fungicide and Rodenticide Act as
amended for the pesticide
registered under EPA Reg. No. 47371-192

{Note to reviewer For Nonrefillable Containers Label has Household and Residential Uses}

STORAGE AND DISPOSAL

Store in original container in areas inaccessible to children Nonrefillable container Do not reuse or refill this container Wrap [container] and put in trash or offer for recycling if available

{or}

Store in original container in areas inaccessible to children Nonrefillable container Do not reuse or refill this container Wrap [container] and put in trash or offer for reconditioning if appropriate

{Note to reviewer For Nonrefillable Containers for commercial industrial and institutional uses – all sizes – No Reuse Rinsate Statement for Public Health Use products Chapter 13 Table 6 of the Label Review Manual states that for All products in containers that could be burned the registrant has the option to Remain silent on burning therefore no incineration language is provided for plastic containers }

STORAGE AND DISPOSAL

Do not contaminate water food or feed by storage or disposal

Pesticide Storage Open dumping is prohibited Store in original container in areas inaccessible to children

Pesticide Disposal Pesticide wastes are acutely hazardous Improper disposal of excess pesticide spray mixture or rinsate is a violation of Federal Law If these wastes cannot be disposed of by use according to label instructions contact your State Pesticide or Environmental Control Agency or the Hazardous Waste representative at the nearest EPA Regional Office for guidance

Container Disposal

{Plastic and Metal Containers } Nonrefillable container Do not reuse or refill this container Clean container promptly after emptying Triple rinse as follows Fill container ¼ full with water and reclose the container Agitate vigorously, and dispose of rinsate consistent with pesticide disposal instructions Repeat two more times Then offer for recycling if available or puncture and dispose in sanitary landfill or by other procedures approved by state and local authorities Follow pesticide disposal instructions for rinsate If not triple rinsed these containers are acute hazardous wastes and must be disposed in accordance with local state and federal regulations

{Metal containers only } DO NOT cut or weld metal containers

{Bag in Box Containers } Nonrefillable container Do not reuse or refill this container Clean container promptly after emptying Completely empty bag into application equipment Then offer for recycling if available or dispose of in a sanitary landfill or by incineration or by other procedures allowed by state and local authorities

{Note to reviewer For Nonrefillable Sealed Containers Packaging options can be in sealed containers or bottles designed for use dilution systems to reduce worker exposure to the concentrate None of these can be triple rinsed because they are closed sealed containers The following text will be used on these sealed container types }

STORAGE AND DISPOSAL

Do not contaminate water food or feed by storage or disposal

Pesticide Storage Open dumping is prohibited Store in original container in areas inaccessible to children

Pesticide Disposal Pesticide wastes are acutely hazardous Improper disposal of excess pesticide spray mixture or rinsate is a violation of Federal Law If these wastes cannot be disposed of by use according to label instructions contact your State Pesticide or Environmental Control Agency or the Hazardous Waste representative at the nearest EPA Regional Office for guidance

Container Disposal Nonrefillable container Do not reuse or refill this container Wrap empty container and put in trash

ACCEPTED
with COMMENTS
in EPA Letter Dated
AUG 10 2012

Under the Federal Insecticide
Fungicide and Rodenticide Act as
amended for the pesticide
registered under EPA Reg No. 47371-192

{Note to reviewer For Refillable Containers – all sizes – No Reuse Rinsate Statement for Public Health Use products Chapter 13 Table 6 of the Label Review Manual states that for All products in containers that could be burned the registrant has the option to Remain silent on burning therefore no incineration language is provided for plastic containers }

STORAGE AND DISPOSAL

Do not contaminate water food or feed by storage or disposal Refillable container Refill this container with pesticide only Do not reuse this container for any other purpose

Pesticide Storage Open dumping is prohibited Store in original container in areas inaccessible to children

Pesticide Disposal Pesticide wastes are acutely hazardous Improper disposal of excess pesticide spray mixture or rinsate is a violation of Federal Law If these wastes cannot be disposed of by use according to label instructions, contact your State Pesticide or Environmental Control Agency or the Hazardous Waste representative at the nearest EPA Regional Office for guidance

Container Disposal

{Plastic or Metal Containers } Refillable container Refill this container with pesticide only Do not reuse this container for any other purpose Cleaning the container before refilling is the responsibility of the refiller Cleaning the container before final disposal is the responsibility of the person disposing of the container To clean the container before final disposal, empty the remaining contents from this container into application equipment or mix tank Fill the container about 10 percent full with water Agitate vigorously and dispose of rinsate consistent with pesticide disposal instructions Repeat this rinsing procedure two more times Then offer for recycling or reconditioning If not available puncture and dispose in sanitary landfill If not triple rinsed these containers are acute hazardous wastes and must be disposed in accordance with local state, and federal regulations

{Metal containers only } DO NOT cut or weld metal containers

ACCEPTED
with COMMENTS
in EPA Letter Dated
AUG 11 2012

Under the Federal Insecticide
Fungicide and Rodenticide Act as
amended for the pesticide
registered under EPA Reg No 47371-192

SECONDARY CONTAINER LABEL

{Note to reviewer This secondary container label will be used only when the product is diluted in accordance with the use directions}

FORMULATION HWS-32

Active Ingredients	
Didecyl dimethyl ammonium chloride	1 27%
n-Alkyl (C ₁₄ 50% C ₁₂ 40% C ₁₆ 10%) dimethyl benzyl ammonium chloride	0 85%
Inert Ingredients	97 88%
Total	100 00%

The product in this container is diluted as directed on the pesticide product label

KEEP OUT OF REACH OF CHILDREN

CAUTION**PRECAUTIONARY STATEMENTS****HAZARDS TO HUMANS AND DOMESTIC ANIMALS**

CAUTION Harmful if inhaled or absorbed through the skin Causes moderate eye irritation Avoid contact with skin eyes or clothing Avoid breathing vapor or spray mist Wash thoroughly with soap and water after handling and before eating drinking chewing gum using tobacco or using the restroom Remove and wash contaminated clothing before reuse

Follow the directions for use on the pesticide label when applying this product

[EPA Reg No 47371-192]

ACCEPTED
with COMMENTS
in EPA Letter Dated
AUG 17 2012
Under the Federal Insecticide
Fungicide and Rodenticide Act as
amended for the pesticide
registered under EPA Reg No 47371-192

ADDITIONAL LABELING / INSERTS / REFERENCE SHEETS

{Note to reviewer If additional labeling insert / reference sheets are used the following statements may appear on the additional labeling /insert / reference sheet }

- Product name
- EPA Reg No
- It is a violation of Federal law to use this product in a manner inconsistent with its labeling
- Read the label affixed to the container for [this product] [product name] before applying
- Use of [this product] [product name] according to this labeling is subject to the use precautions and limitations imposed by the label affixed to the container for [product name]

ACCEPTED
with COMMENTS
in EPA Letter Dated
AUG 10 2012
Under the Federal Insecticide
Fungicide and Rodenticide Act as
amended for the pesticide
registered under EPA Reg No 47371-192

{Note to reviewer The following are optional graphics and marketing language }

{For Bag-in-Box Containers }

For Bag – In – Box Containers

How to use this package

This package is designed to be used with dilution control systems only Open package and connect to dispense according to directions on box top

Trigger Sprayers

Fill bottle from dispenser

Apply to surfaces as specified in directions above

Mop Buckets

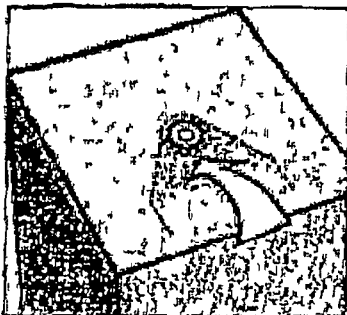
Fill bucket from dispenser

Set up 'Wet Floor' signs

Mop floor surface as specified in directions above

OPENING INSTRUCTIONS

- 1 Position box with perforation up,
- 2 Press in circle
- 3 Lift flaps along perforation
- 4 Remove fitting on bag
- 5 Remove clear dust-cap from bag fitting
- 6 Twist dispenser connector onto bag fitting,
- 7 Place bag in-box into position on dispenser shelf
- 8 Close dispenser (if applicable)



INSTRUCCIONES PARA ABRIR

- 1 Ponga la caja con la perforación hacia arriba,
- 2 Empuje el círculo hacia adentro,
- 3 Levante la pestana arrastrándola de la caja a lo largo de la perforación.
- 4 Saque el adaptador que está en la bolsa
- 5 Quite la tapa transparente cubierta el puerto que tiene el adaptador de la bolsa
- 6 Enrosque el conectador desechable al adaptador.
- 7 Ponga la "bag-in-box" (bolsa en caja) en posición en el mostrador de dispensación.
- 8 Cierre el dispensador (si corresponde).

{Note to reviewer The following may be used only if the supplemental registrant has obtained an NSF listing Allowed on back or side panel only }




or

[NSF Listed]

(Insert NSF 6 Digit Listing Number here)

{Note to reviewer The following may be used only if the supplemental registrant has obtained a Kosher Certification }



{Any Kosher Symbol such as }

[Kosher]

ACCEPTED
with COMMENTS
in EPA Letter Dated

AUG 17 2012
Under the Federal Insecticide
Fungicide and Rodenticide Act as
amended for the pesticide
registered under EPA Reg No. 47371-192