

47371-191

8/10/2012

1/20

UNITED STATES ENVIRONMENTAL PROTECTION AGENCY  
WASHINGTON, D.C. 20460



Office of Pesticide Programs

Joanna Holcombe  
Sr. Regulatory Services Associate  
Lonza, Inc.  
90 Boroline Road  
Allendale, NJ 07401

AUG 10 2012

Subject: Formulation HWS-512  
EPA Reg. No: 47371-191  
Date Sent: May 14, 2012  
Date Received: May 15, 2012  
Submission #: 916932

Dear Ms. Holcombe,

The following amendment, submitted in connection with registration under the Federal Insecticide, Fungicide, and Rodenticide Act (FIFRA), section 3(C)(7)(A) is found to acceptable.

**Proposed Amendment**

- Lower water claim from 400 ppm to 200 ppm on the product's label.

**General Comments**

A stamped copy of the accepted labeling with conditions is enclosed. Submit 1 copy of your final printed label before distributing or selling the product bearing the revised labeling.

Should you have any questions concerning this letter, please contact Velma Noble at (703) 308-6233 or Jamil Mixon at (703) 308-8032.

Sincerely,

Velma Noble  
Product Manager (31)  
Regulatory Management Branch I  
Antimicrobials Division (7510P)

Attachment: Stamped label

# FORMULATION HWS-512

## ONE-STEP DISINFECTANT GERMICIDAL DETERGENT AND DEODORANT

- Disinfectant
- Pseudomonacidal
- Staphylocidal
- Salmonellacidal
- Bactericidal
- Fungicidal
- Mildewstatic
- \*Virucidal

FLORAL / CITRUS / FRESH / CLEAN / LEMON / PINE / MINT [scent] [fragrance] [odor] [scented]

Active Ingredients:

|   |         |
|---|---------|
| Didecyl dimethyl ammonium chloride .....  | 20.28%  |
| n-Alkyl (C <sub>14</sub> 50%, C <sub>12</sub> 40%, C <sub>16</sub> 10%) dimethyl benzyl ammonium chloride ..... | 13.52%  |
| Inert Ingredients: .....  | 66.20%  |
| Total .....   | 100.00% |

KEEP OUT OF REACH OF CHILDREN

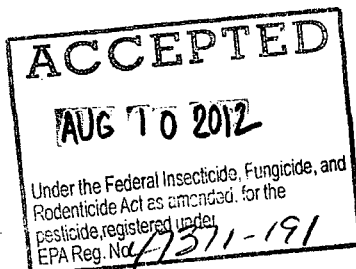
**DANGER**      **[PELIGRO]**

See [right] [left] [side] [back] panel for Precautionary Statements and First Aid

EPA Reg. No. 47371-191  
 EPA Est. No. (insert Est. No. here)  
 NET CONTENTS (insert container size here)

**[DOT Symbols]**  
 [Country of origin (insert country)]  
 [Manufactured in (insert country)]  
 [Barcode]

H&S CHEMICALS DIVISION  
 c/o LONZA INC.  
 90 Boroline Road  
 Allendale, NJ 07401



**PRECAUTIONARY STATEMENTS**

**HAZARDS TO HUMANS AND DOMESTIC ANIMALS**

**DANGER. CORROSIVE.** Causes irreversible eye damage and skin burns. Harmful if inhaled, swallowed or absorbed through the skin. Do not get in eyes, on skin, or on clothing. Wear protective eyewear (goggles, face shield or safety glasses), protective clothing and protective gloves (rubber or chemical resistant). Avoid breathing spray. Wash thoroughly with soap and water after handling. Remove contaminated clothing and wash clothing before reuse.

**FIRST AID**

**IF IN EYES:** Hold eye open and rinse slowly and gently with water for 15– 20 minutes. Remove contact lenses, if present, after the first 5 minutes, then continue rinsing eye.

**IF ON SKIN OR CLOTHING:** Take off contaminated clothing. Rinse skin immediately with plenty of water for 15 – 20 minutes.

**IF SWALLOWED:** Call a poison control center or doctor immediately for treatment advice. Have person sip a glass of water if able to swallow. Do not induce vomiting unless told to do so by the poison control center or doctor. Do not give anything by mouth to an unconscious person.

**IF INHALED:** Move person to fresh air. If person is not breathing, call 911 or an ambulance, then give artificial respiration, preferably mouth to mouth if possible.

Call a poison control center or doctor for treatment advice.

Have the product container or label with you when calling a poison control center or doctor or going for treatment.

**NOTE TO PHYSICIAN:** Probable mucosal damage may contraindicate the use of gastric lavage. Measures against circulatory shock, respiratory depression and convulsion may be needed.

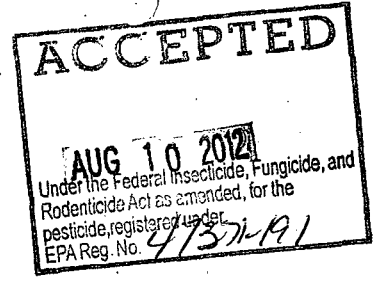
*{Note to reviewer. If container size is 5 gallons or greater, the following Environmental Hazards statements will be used:}*

**ENVIRONMENTAL HAZARDS**

Do not discharge effluent containing this product into lakes, streams, ponds, estuaries, oceans, or other waters unless in accordance with the requirements of a National Pollutant Discharge Elimination System (NPDES) permit and the permitting authority has been notified in writing prior to discharge. Do not discharge effluent containing this product to sewer systems without previously notifying the local sewage treatment plant authority. For guidance contact your State Water Board or Regional Office of the EPA.

**ACCEPTED**  
**AUG 10 2012**  
Under the Federal Insecticide, Fungicide, and  
Rodenticide Act as amended, for the  
pesticide registered under  
EPA Reg. No. 47371-191

{Note to reviewer: The following is considered optional marketing language.}



- Concentrate [Concentrated]
- Neutral [Neutral pH]
- Disinfects [Disinfectant]
- Cleans [Cleaner]
- Deodorizes [Deodorizer]

A multi-purpose, neutral pH, germicidal detergent and deodorant effective in hard water up to 200 ppm [calculated as CaCO<sub>3</sub>] in the presence of a moderate amount of soil [5% organic serum] according to the AOAC Use-dilution Test. Disinfects, cleans, and deodorizes in one labor-saving step.

For use in hospitals, nursing homes, schools, colleges, commercial and industrial institutions, office buildings, veterinary clinics, animal life science laboratories, zoos, federally inspected meat and poultry plants, equine farms, tack shops, pet shops, airports, kennels, hotels, motels, poultry farms, turkey farms, dairy farms, hog farms, breeding establishments, grooming establishments, funeral homes, and households.

Disinfects, cleans, and deodorizes the following hard nonporous inanimate surfaces: floors, walls, metal surfaces, stainless steel surfaces, glazed porcelain, plastic surfaces [such as polypropylene, polystyrene, etc.].

Use [on] [to clean and disinfect] nonporous athletic mats, wrestling mats, gymnastic mats, exercise equipment and training tables.

Use [on] [to clean and disinfect] nonporous personal protective safety equipment, wrestling headgear, boxing headgear, protective headgear, athletic helmets, hard hats, half mask respirators, full face breathing apparatus, gas masks, goggles, spectacles, face shields, hearing protectors, and ear muffs. Rinse all equipment that comes in prolonged contact with skin with warm water and allow to air dry before reuse. [Notice: Cleaning at 120°F. temperature will avoid overheating and distortion of the personal safety equipment that would necessitate replacement.]

For use in (insert name of automated dilution system here) [automated] [dilution system].

For use in:

- Federally inspected meat and poultry plants on all hard, nonporous surfaces in inedible product processing areas, nonprocessing areas, and / or exterior areas. All surfaces must be thoroughly rinsed with potable water.
- Federally inspected meat and poultry plants as a floor and wall cleaner for use in all departments. Food products and packaging material must be removed from the room or carefully protected. All surfaces must be thoroughly rinsed with potable water.
- Federally inspected meat and poultry plants as a disinfectant agent for use in all departments. Food products and packaging materials must be removed from the room or carefully protected. Use product in accordance with its label. All surfaces must be thoroughly rinsed with potable water.

For use in tanning salons.

For use on [tanning beds], [and] [tanning equipment].

Kills [Effective against] [99.9% of] Influenza A that causes the flu.

{Note to reviewer: If additional labeling /reference sheets are used, the following statement will appear on the container label.}

See [additional labeling] [reference sheet] [enclosed in each case] for [a complete list of [pathogenic] organisms] [additional features, claims, directions for use] [claimed for this product] [eliminated by this product].

or

See [Reference Sheet] [insert] [product insert] for additional [product information] [and] [directions for use].

{Note to reviewer: The following is considered optional marketing language.}

Formulation HWS-512 is effective at controlling mold and mildew odor on mattresses, pillows and shower curtains. **{Not for Use in California}**

Use Formulation HWS-512 in the laundry to control odors on musty bedding and linens. Test on a small inconspicuous area before using.

**Use Formulation HWS-512 on mildew stains**

Use Formulation HWS-512 on mildew stains in damp areas such as bathrooms, showers, kitchens, basements and laundry rooms. **{Not for Use in California}**

Use Formulation HWS-512 in work areas such as tool rooms and garages for odor control and light duty cleaning.

Use Formulation HWS-512 to remove odors caused by flooding and smoke from fires.

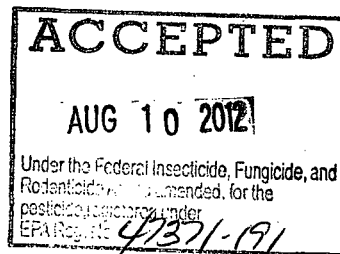
Formulation HWS-512 leaves a clean fresh scent.

Formulation HWS-512 provides long lasting freshness against tough [pet] odors from litter boxes and pet accidents.

Formulation HWS-512 [Kills] [Eliminates] [Removes] [Destroys] avian influenza A (H5N1) on pre-cleaned environmental surfaces

Formulation HWS-512 [Kills] [Eliminates] [Removes] [Destroys] (Insert pathogen or pathogens from lists on pages 7 and 8) on [pre-cleaned] environmental surfaces

Formulation HWS-512 [Kills] [Eliminates] [Removes] [Destroys] [Germs] [Bacteria] [Viruses\*] [on [pre-cleaned] environmental surfaces]



{Note to reviewer: The following is considered optional marketing language.}

**[AREAS OF USE:]**

**Use Formulation HWS-512 in:**

{Note to reviewer: Each block below also represents a graphic depicting the corresponding area of use. The graphics will only represent individual objects or outsides or insides of buildings as described below. No people, animal, or food will be depicted in graphics.}

Bathrooms  
Homes [households]  
Kitchens

Clinics  
Dental offices  
Health Care Facilities  
Hospitals  
Medical Offices  
Medical Related Facilities  
Nursing homes  
Sick Rooms

Day care centers  
Nurseries

Bars  
Cafeterias  
Convenience stores  
Food processing plants  
Food storage areas  
Institutional kitchens  
Restaurants  
USDA inspected food processing facilities

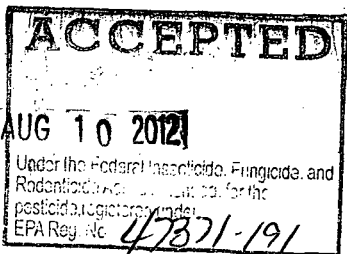
Athletic facilities  
Barber shops  
Business and office buildings  
Colleges  
Correctional facilities  
Dressing rooms  
Exercise facilities  
Factories  
Hotels  
Institutional facilities  
Institutions  
Locker rooms  
Morgues  
Mortuaries

Motels  
Prisons  
Public facilities  
Public rest rooms  
Schools  
Shower and bath areas  
Salons [Beauty]  
Tanning Salons  
Universities

Camp grounds  
Play ground equipment

Animal laboratories  
Dairy farms  
Farms  
Hog Farms  
Kennels  
Poultry farms  
Pet animal quarters  
Pet shops  
Turkey farms  
Zoos

Airplanes  
Airports  
Ambulances  
Boats  
Buses  
Campers  
Cars  
Emergency [Police] [EMS] [Fire] [Rescue] vehicles  
Mobile homes  
Ships  
Taxis  
Trailers  
Trains  
Transportation terminals  
Trucks [Box Trucks]



{Note to reviewer: The following is considered optional marketing language.}

**[TYPES OF SURFACES:]**

Use **Formulation HWS-512** on washable hard, nonporous surfaces of:

{Note to reviewer: Each entry below also represents a graphic depicting the corresponding type of surface. No people, animal, or food will be depicted in graphics. Only exteriors of microwaves and refrigerators will be depicted. Toy graphics will be submitted to Agency for review.}

- Appliances, exteriors of
- Bathroom fixtures
- Bathtubs [Fiberglass]
- Cabinets
- Cages
- Chairs
- Coils and drain pans of air conditioning and refrigeration equipment and heat pumps
- Conductive flooring
- Counters [countertops]
- Countertop laminates
- Desks
- Doorknobs
- Floors
- Garbage cans
- Highchairs
- Kennel runs
- Microwave ovens, exteriors of
- Outdoor furniture except cushions and wood frames
- Refrigerators, exteriors of
- Refrigerated storage and display equipment
- Telephones
- Other hard nonporous surfaces made of:
  - Glazed ceramic
  - Glazed enameled surfaces
  - Glazed porcelain
  - Laminated Surfaces
  - Metal
  - Plastic [such as polystyrene or polypropylene]

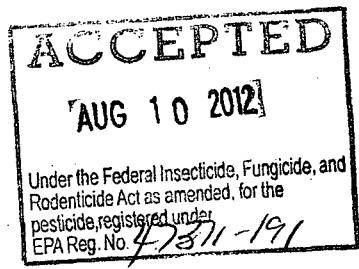
- Sealed granite
- Sealed limestone
- Sealed marble
- Sealed slate
- Sealed stone
- Sealed terra cotta
- Sealed terrazzo
- Stainless steel
- Upholstery, vinyl and plastic
- Woodwork, finished

- Non-critical medical device surfaces:
  - Beds [Medical] [Hospital]
  - Bed frames
  - Bed rails
  - Crutches
  - Defibrillators
  - Gurneys
  - Non-critical [hospital] [medical] equipment surfaces
  - [Medical] Examining tables
  - [Medical] [Hospital] Lamps
  - [Medical] [Hospital] Scales

- Resuscitators
- Stands
- Stretchers
- Stethoscopes
- Walkers
- Wheel chairs

**Formulation HWS-512** is effective at eliminating odors on porous surfaces such as drapes, carpets, bedding, shower curtains and non-porous surfaces such as walls and floors. Excellent for fire restoration.

Other suggested Uses: Homes, Veterinary Clinics, Fish Markets, Kennels, Trash Compactors, Offices, Beauty Salons, Locker Rooms, Health Spas, Conference rooms, Elevators, Smoking Areas, Lounges, Day Care Centers, Dry Cleaners, Theaters, Farms, Auditoriums and Churches.



{Note to reviewer: The following is considered optional marketing language.}

Effective against the following pathogens:

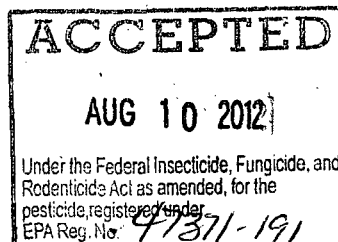
[Bacteria:]

Pseudomonas aeruginosa<sup>1</sup>  
Staphylococcus aureus<sup>1</sup>  
Salmonella enterica

Acinetobacter calcoaceticus  
Bordetella bronchiseptica  
Chlamydia psittaci  
Community Associated Methicillin-Resistant Staphylococcus aureus - [CA-MRSA] (NRS384) (USA300)  
Community Associated Methicillin-Resistant Staphylococcus aureus - [CA-MRSA] (NRS123) (USA400)  
Enterobacter aerogenes  
Enterobacter cloacae  
Enterococcus faecalis – Vancomycin Resistant [VRE]  
Escherichia coli<sup>1</sup>  
Fusobacterium necrophorum  
Klebsiella pneumoniae<sup>1</sup>  
Legionella pneumophila  
Listeria monocytogenes  
Pasteurella multocida  
Proteus mirabilis  
Proteus vulgaris  
Salmonella enteritidis  
Salmonella typhi  
Salmonella typhimurium  
Serratia marcescens  
Shigella flexneri  
Shigella sonnei  
Staphylococcus aureus – Methicillin resistant [MRSA]  
Staphylococcus aureus – Vancomycin Intermediate Resistant [VISA]  
Staphylococcus epidermidis<sup>2</sup>  
Streptococcus faecalis<sup>1</sup>  
Streptococcus pyogenes [Strep]

<sup>1</sup> ATCC & antibiotic-resistant strain

<sup>2</sup> antibiotic-resistant strain only





{Note to reviewer: The following is considered optional marketing language.}

[Viruses:]

- \*Adenovirus Type 4
- \*Adenovirus Type 7 - at 1 oz. per gallon {Note for Reviewer: 1 oz. per gallon dilution disinfection directions must be used if Adenovirus Type 7 is listed on the label}
- \*Hepatitis B Virus [HBV]
- \*Hepatitis C Virus [HCV]
- \*Herpes Simplex Virus Type 1
- \*Herpes Simplex Virus Type 2
- \*Human coronavirus
- \*HIV-1 [AIDS virus]
- \*Influenza A / Hong Kong
  - {Note to supplemental registrant: if one of the following pathogens with \*\* are used must include statement "in association with the organism Influenza A/Hong Kong"}
  - [Influenza\*\*] [Influenza Virus\*\*] [Flu\*\*] [Flu Virus\*\*]
  - \*\*in association with the organism Influenza A/ Hong Kong]
- \*Rotavirus [WA]
- \*Respiratory Syncytial Virus [RSV]
- \*Rubella [German Measles]
- \*SARS Associated Coronavirus [SARS] [cause of Severe Acute Respiratory Syndrome]
- \*Vaccinia [Pox virus]

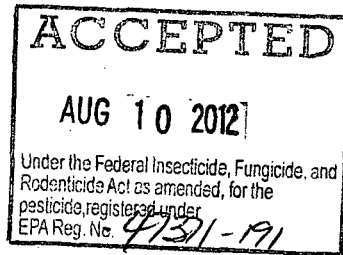
- Respiratory illnesses attributable to Pandemic 2009 H1N1 are caused by influenza A virus. This product [Product Name] is a broad-spectrum hard surface disinfectant that has been shown to be effective against Influenza A Virus / Hong Kong and is expected to inactivate all influenza A viruses including Pandemic 2009 H1N1 [formerly called swine flu].
- This product has demonstrated effectiveness against influenza A virus and is expected to inactivate all influenza A viruses including Pandemic 2009 H1N1 influenza A virus.
- This product has demonstrated effectiveness against Influenza A Virus / Hong Kong and is expected to inactivate all influenza A viruses including Pandemic 2009 H1N1 [formerly called swine flu].
- Kills Pandemic 2009 H1N1 influenza A virus [formerly called swine flu].
- Kills Pandemic 2009 H1N1 influenza A virus.

[Animal viruses:]

- \*Avian Influenza (H5N1)
- \*Avian polyomavirus
- \*Canine distemper
- \*Feline leukemia
- \*Feline picornavirus
- \*Infectious bovine rhinotracheitis
- \*Infectious bronchitis [Avian IBV]
- \*Newcastle Disease
- \*Pseudorabies [PRV]
- \*Rabies
- \*Transmissible gastroenteritis virus [TGE]

[Fungi:]

- Aspergillus niger
- Candida albicans
- Trichophyton mentagrophytes [Athlete's Foot Fungus] [a cause of Ringworm] [a cause of Ringworm of the foot]



**PELIGRO: SI NO PUEDE LEER EN INGLES, PREGUNTE A SU SUPERVISOR SOBRE LAS INSTRUCCIONES DE USO APROPIADAS ANTES DE TRABAJAR CON ESTE PRODUCTO.**

**DIRECTIONS FOR USE**

It is a violation of Federal law to use this product in a manner inconsistent with its labeling.

|                                    |                                  |
|------------------------------------|----------------------------------|
| DILUTION: 1:152<br>[660 ppm quat]  | ¼ ounce per gallon of water      |
|                                    | ½ ounce per 2 gallons of water   |
|                                    | 1 ounces per 4 gallons of water  |
|                                    | 1¼ ounces per 5 gallons of water |
|                                    | 2 ounces per 8 gallons of water  |
| DILUTION: 1:256<br>[1320 ppm quat] | ½ ounces per gallon of water     |
|                                    | 1 ounces per 2 gallons of water  |
|                                    | 2 ounces per 4 gallons of water  |
|                                    | 2½ ounces per 5 gallons of water |
| DILUTION: 1:128<br>[2640 ppm quat] | 1 ounces per gallon of water     |
|                                    | 2 ounces per 2 gallons of water  |
|                                    | 4 ounces per 4 gallons of water  |
|                                    | 5 ounces per 5 gallons of water  |
|                                    | 8 ounces per 8 gallons of water  |

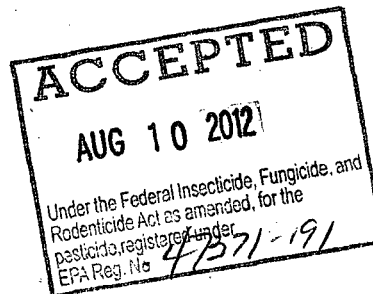
[To [remove] [insert] [the] [dispenser system name] container place hand securely under the container, slide release lever to the right and pull the container out]

{Note for reviewer: For labels that list medical premises and metal and / or stainless steel surfaces, one of the following statements must be used:}

This product is not to be used as a terminal sterilant / high level disinfectant on any surface or instrument that [1] is introduced directly into the human body, either into or in contact with the bloodstream or normally sterile areas of the body, or [2] contacts intact mucous membranes but which does not ordinarily penetrate the blood barrier or otherwise enter normally sterile areas of the body. This product may be used to preclean or decontaminate critical or semi-critical devices prior to sterilization or high-level disinfection.

{or}

This product is not for use on medical device surfaces.



**DISINFECTION / CLEANING / DEODORIZING DIRECTIONS:** Remove heavy soil deposits from surface. Then thoroughly wet surface with a use-solution of ¼ oz of concentrate per gallon of water or equivalent. [Use 1 oz per gallon of water to kill Adenovirus Type 7.] The use-solution can be applied with a cloth, mop, sponge, or coarse spray, or soaking. For sprayer applications, use a coarse spray device. Spray 6-8 inches from the surface, rub with a brush, cloth or sponge. Do not breathe spray. Let solution remain on surface for a minimum of 10 minutes. Rinse or allow to air dry. Rinsing of floors is not necessary unless they are to be waxed or polished.

{Note for reviewer: One of the following statements must be used:}

Food contact surfaces must be thoroughly rinsed with potable water. This product must not be used to clean the following food contact surfaces: utensils, glassware and dishes.

{or}

This product is not for use on food contact surfaces.

{Note to reviewer: one of the following two statements will be used:}

**BACTERICIDAL STABILITY OF USE-DILUTION:** Tests confirm that **Formulation HWS-512**, when diluted in 200 ppm hard water [via use of automatic dispensing devices], remains effective against *Pseudomonas aeruginosa*, *Staphylococcus aureus* and *Salmonella enterica* for [up to 7 days] [for up to one week] [for up to one month] [for up to 2 months] [for up to 3 months] [up to 4 months] [up to 5 months] [up to 6 months] [up to 7 months] [up to 8 months] [up to 9 months] [up to 10 months] [up to 11 months] [up to 12 months] [for up to one year] when stored in a sealed container such as a spray bottle. If product becomes visibly dirty or contaminated, the use-dilution must be discarded and fresh product prepared. Always use clean, properly labeled containers when diluting this product. Bactericidal stability of the use-dilution does not apply to open containers such as buckets or pails.

{or}

Prepare a fresh solution daily or more often if the solution becomes visibly dirty or diluted.

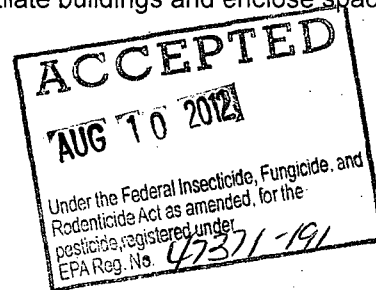
**TOILET BOWLS [ / URINALS]:** Swab bowl with brush to remove heavy soil prior to cleaning or disinfecting. Clean by applying use-solution around the bowl and up under the rim. Stubborn stains may require brushing. To disinfect, first preclean to remove heavy soil, then remove or expel over the inner trap the residual bowl water. Pour in 3 oz. of the use-solution. Swab the bowl completely using a scrub brush or mop, making sure to get under rim. Let stand for 10 minutes or overnight, then flush.

**FUNGICIDAL DIRECTIONS:**

For use in areas such as locker rooms, dressing rooms, shower and bath areas and exercise facilities follow disinfection directions.

**MILDEWSTATIC INSTRUCTIONS:** Will effectively control the growth of mold and mildew plus the odors caused by them when applied to hard, nonporous surfaces such as walls, floors, and table tops. Apply use-solution of ¼ oz. per gallon of water with a cloth, mop, sponge, or coarse spray. Make sure to wet all surfaces completely. Let air dry. Repeat application weekly or when growth reappears.

**To control the growth of mold and mildew on large inflatable non-porous plastic and rubber structures [animals, promotional items, moonwalks, obstacle course play and exercise equipment]:** Thoroughly clean all surfaces with soap or detergent and rinse with water. Saturate surfaces with a use solution of ¼ oz. per gallon of water with a cloth, mop, sponge, or coarse spray. Make sure to wet all surfaces completely. Let air dry. Repeat application weekly or when growth reappears. Ventilate buildings and enclose spaces. Do not use equipment until treatment has been absorbed, set or dried.



**CLEANING AND DISINFECTING HARD NONPOROUS SURFACES ON PERSONAL PROTECTIVE EQUIPMENT [RESPIRATORS]:**

Preclean equipment if heavily soiled to ensure proper surface contact. Add ¼ oz. of **Formulation HWS-512** to one gallon of water. Gently mix for a uniform solution. [Use 1 oz. per gallon of water to kill Adenovirus Type 7.] Apply solution to hard, nonporous surfaces of the respirator with a brush, coarse spray device, sponge, or by immersion. Thoroughly wet all surfaces to be disinfected. Treated surfaces must remain wet for 10 minutes. Remove excess solution from equipment prior to storage. Comply with all OSHA regulations for cleaning respiratory protection equipment (29 CFR §1910.134).

**\*KILLS HIV-1 [AIDS VIRUS] AND HBV [HEPATITIS B VIRUS] AND HCV [HEPATITIS C VIRUS] ON PRECLEANED, ENVIRONMENTAL SURFACES / OBJECTS PREVIOUSLY SOILED WITH BLOOD / BODY FLUIDS** in health care settings or other settings in which there is an expected likelihood of soiling of inanimate surfaces / objects with blood / body fluids, and in which the surfaces / objects likely to be soiled with blood / body fluids can be associated with the potential for transmission of Human Immunodeficiency Virus Type I [HIV-1] [associated with AIDS] or Hepatitis B Virus [HBV] or Hepatitis C Virus [HCV].

**Special Instructions for Cleaning and Decontamination against HIV-1 [AIDS Virus] or HBV or HCV of Surfaces / Objects Soiled with Blood / Body Fluids:**

**Personal Protection:** Disposable protective gloves, gowns, face masks, and eye coverings as appropriate must be worn during all cleaning of blood / body fluids and during decontamination procedures.

**Cleaning Procedures:** Blood / body fluids must be thoroughly cleaned from surfaces / objects before application of disinfectant.

**Contact Time:** HIV-1 [AIDS virus] is inactivated after a contact time of 4 minutes at 25°C [77°F] [room temperature]. HBV and HCV are inactivated after a 10 minute contact time. Use a 10-minute contact time for all other viruses, fungi, and bacteria listed.

**Disposal of Infectious Materials:** Blood / body fluids should be autoclaved and disposed of according to federal, state, and local regulations for infectious waste disposal.

**[NAIL] [MANICURE] SALON [BARBER] INSTRUMENTS AND TOOLS DISINFECTION [BACTERICIDE] / [VIRUCIDE] / [FUNGICIDE] DIRECTIONS:**

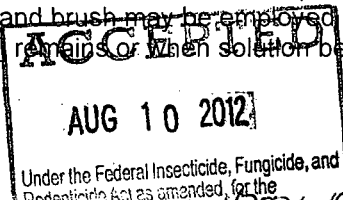
Mix ¼ oz. of **Formulation HWS-512** per gallon of water [or equivalent dilution] to disinfect hard, nonporous instruments and tools. [Use 1 oz. per gallon of water to kill Adenovirus Type 7.] Completely immerse combs, brushes, rollers, razors, scissors, blades, manicure and other salon instruments and tools for 10 minutes. For heavily soiled instruments and tools, a preliminary cleaning is required. Rinse thoroughly and dry before use. Prepare a fresh solution daily or more often if the solution becomes visibly diluted, cloudy or soiled.

**Note:** Plastics may [can] remain immersed until ready to use. Stainless steel shears and instruments must be removed after 10 minutes, rinsed, dried and kept in a clean, non-contaminated receptacle. Prolonged soaking may cause damage to metal instruments.

**DISINFECTION OF HARD, NON-POROUS SURFACES IN FOOTBATHS**

To remove body oils, dead tissue, soil and all other buildups or organic matter on inanimate surfaces after using the footbath, drain the water and thoroughly clean all hard, non-porous surfaces with soap or detergent, then rinse with water. Saturate surfaces with a use solution of ¼ oz. per gallon of water [or equivalent use dilution] to exposed surfaces with a cloth, mop, sponge or sprayer. [Use 1 oz. per gallon of water to kill Adenovirus Type 7.] For spray applications, use a coarse spray device. Do not breathe spray. Brush or swab thoroughly and allow solution to stand for 10 minutes. After the unit has been thoroughly disinfected, rinse all surfaces with fresh water. Do not use equipment until treatment has been absorbed, set or dried.

**CLEANSING OF BODY SURFACES AND BODY ORIFICES OF HUMAN REMAINS:** This product removes body secretions, soil, and blood, along with their accompanying malodor, from the surfaces and orifices of human remains. Using a sponge or washcloth, bathe the entire body with a use-solution of ¼ oz. per gallon of water. [Use 1 oz. per gallon of water to kill Adenovirus Type 7.] A soft hand brush may be employed on surfaces other than the face. Prepare a fresh solution for each [cadaver remains or when solution becomes visibly dirty or diluted.



### FARM PREMISE, LIVESTOCK, POULTRY & TURKEY HOUSE DISINFECTANT

DILUTION: 1:512 ¼ oz. per gallon of water

or

[DILUTION: ¼ oz. per gallon of water]

[Use 1 oz. per gallon of water to kill Adenovirus Type 7.]

1. Remove all animals and feeds from premises, trucks, coops, crates, and enclosures.
2. Remove all litter and manure from floors, walls, and surfaces of barns, pens, stalls, chutes, vehicles, and other facilities and fixtures occupied or traversed by animals.
3. Empty all troughs, racks, and other feeding and watering appliances.
4. Thoroughly clean all surfaces with soap or detergent, and rinse with water.
5. Saturate all surfaces with the disinfecting solution for a period of 10 minutes.
6. Immerse all halters, ropes, and other types of equipment used in handling and restraining animals, as well as forks, shovels, and scrapers used for removing litter and manure.
7. Ventilate buildings, coops, cars, trucks, boats, and other closed spaces. Do not house animals or employ equipment until treatment has been absorbed, set, or dried.
8. After treatment with disinfectant, thoroughly scrub feed racks, troughs, automatic feeders, fountains, and waterers with soap or detergent, and rinse with potable water before reuse.

### VETERINARY PRACTICE / ANIMAL CARE / ANIMAL LABORATORY / ZOOS / PET SHOP / KENNELS DISINFECTION DIRECTIONS:

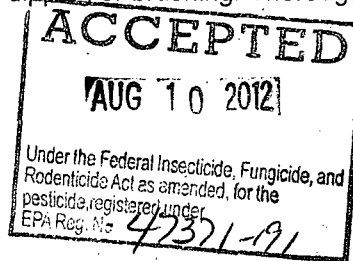
For cleaning and disinfecting hard nonporous surfaces: equipment used for animal food or water, utensils, instruments, cages, kennels, stables, catteries, etc. Remove all animals and feeds from premises, animal transportation vehicles, crates, etc. Remove all litter, droppings and manure from floors, walls and surfaces of facilities occupied or traversed by animals. Empty all feeding and watering appliances. Thoroughly clean all surfaces with soap or detergent and rinse with water. Saturate surfaces with a use-solution of ¼ oz. of **Formulation HWS-512** per gallon of water [or equivalent dilution] for a period of 10 minutes. [Use 1 oz. per gallon of water to kill Adenovirus Type 7.] Immerse all animal handling and restraining equipment as well as forks, shovels and scrapers used to remove litter and manure. Wipe or allow to air dry. Ventilate buildings and other closed spaces. Thoroughly scrub all treated surfaces that come into contact with food, including equipment used for feeding or watering, with soap or detergent and rinse with potable water before reuse. Do not house animals or employ equipment until treatment has been absorbed, set or dried.

**For Heavy Duty Cleaning and / or Odor Control:** When greater cleaning is desired, use ½ - 1 oz. of **Formulation HWS-512** per gallon of water. Heavily soiled areas may require repeated cleaning before treatment.

### CITRUS CANKER DISEASE CONTROL

For prevention of Citrus Canker Disease through treatment of equipment. Effective against *Xanthomonas axonopodis* pv. *citri* [Citrus Canker Disease] at 2000 ppm active quat. Treatments can be applied to trucks, attached trailers, and field equipment including cargo area, wheels, tires, undercarriage, hood, roof, fenders, and any other hard nonporous equipment taken into infested areas.

Saturate surfaces with a 1:169 use-dilution [5 oz. per 6½ gallons of deionized water] [or equivalent dilution] [2000 ppm active quat] for a period of 10 minutes. Allow to air dry. All surfaces that come in contact with food or crop must be rinsed with potable water before reuse. To prevent the spread of Citrus Canker Disease by this artificial means of transportation, treatments are made by trigger spraying, dipping or brushing. Thoroughly rinse or launder clothing before reuse. Rinse footwear before reuse.



Formulation HWS-512  
EPA Reg. No. 47371-191  
Draft Label 5-14-2012

Note to Reviewer:

[Items in brackets [AAA] are optional and may/may not be included on final label]  
{Items in braces {AAA} are for information purposes and will not appear on final label}

**Deodorizing directions:**

**Nursing Homes, Hospitals, Hotels, Schools, Restaurants:** Using 1/4 oz. in chemical toilets, waste receptacles, bed pans, drainage bottles, diaper pails, hampers, disposals, commodes and air conditioner pans will eliminate odors.

**Mopping Solutions, Automatic Scrubbers:** Use 1/4 oz. per gallon of cleaning solution to eliminate undesirable odors.

**Laundry:** 1/4 oz. per load added during the final rinse cycle deodorizes all offensive odors.

**Air Freshener/Automotive Uses:** 1 oz. per gallon of water will effectively neutralize damp musty odors caused by mildew in storage areas, basements, closets and bathrooms. Effective on smoking and cooking odors (garlic, fish, onions, etc.). Automobile odors from tobacco, musty carpet smell and beverage smells will be eliminated.

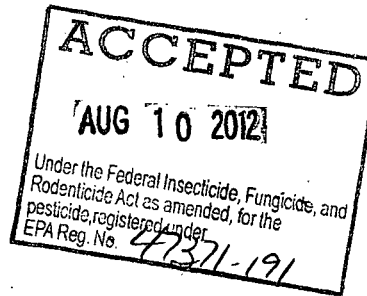
**Carpets:** 1/4 oz. per gallon of shampoo solution eliminates odors associated with urine, vomit, smoke, and mildew. Reapply after cleaning for freshening effects. Allow to dry.

**RV Holding Tanks:** Toilet waste: cover bottom of holding tank with water and add 1/4 oz. If odors return before time to empty, simply add 1/4 oz. to the tank. Kitchen waste: 1/4 oz. of **Formulation HWS-512** to gray water tank as needed to control malodors created by dirty dish water.

**Pet Odors:** Use 1 - 2 oz. per gallon of water for urine, feces, and vomit, in carpet and upholstery. Clean prior to application then spray onto affected areas. Test hidden area for colorfastness. Allow 10 minutes contact time. Then blot with clean cloth. Allow to dry. Also effective on pet bedding and litter boxes.

**Sewage Backup, Water, Smoke Damage:** Use 1/2 - 1 oz. per gallon of water. Spray over affected areas before and after cleaning and extraction. Allow ten minutes contact time. Use proper ventilation; open windows.

**Cleaning Solution:** Dilute 1/4 oz. per gallon of water for cleaning of kitchen counters, tables, walls, bathrooms, toilet seats, mopping floors and large routine applications.



{This whole page is Not for Use in California}

**WATER, SMOKE DAMAGE RESTORATION AGAINST ODOR-CAUSING BACTERIA AND FUNGI FOR HOME, INSTITUTIONAL, INDUSTRIAL AND HOSPITAL USE:**

This product is particularly suitable for use in water damage restoration situations against odor causing bacteria on the following porous and semi-porous materials: carpets, carpet cushions, subfloors, drywall, concrete, brick, trim and frame lumber, tackless strip and paneling. Using appropriate dilution, saturate the affected materials with enough product to remain wet for at least 10 minutes.

**Sewer Backup and River Flooding:** During mitigation procedures, dilute ¼ oz. of the concentrate per gallon of water, allowing for the diluting effect of absorbed water within saturated materials. Remove gross filth or heavy soil along with non-salvageable materials. Saturate all affected areas with a coarse spray device before and after cleaning and extraction.

**Carpets, Carpet Cushions and Other Porous Materials such as Subfloors, Drywall, Concrete, Brick, Trim and Frame Lumber, Tackless Strip and Paneling:** For water damage from a clean source, extract excess water. Test hidden area for colorfastness. Dilute ¼ oz. of the concentrate per gallon of water, allowing for the diluting effect of absorbed water within saturated materials. Remove gross filth or heavy soil. Saturate all affected areas with a coarse spray device. Roll, brush or agitate into the materials and allow materials to remain wet for 10 minutes. Follow with a thorough extraction. Dry rapidly and thoroughly.

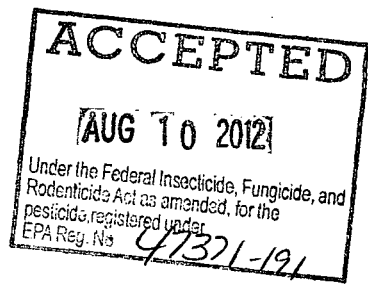
**Special instructions For Cleaning Carpet Against Odor Causing Bacteria:** Use this product in industrial and institutional areas such as homes, motels, hotels, nursing homes, schools, and hospitals. Use on wet-cleanable synthetic fibers. Do not use on wool. Vacuum carpet thoroughly prior to cleaning. Test fabric for colorfastness.

**For portable extraction units:** Mix ¼ oz. of concentrate per gallon of water.

**For truck mounted extraction machines:** Mix ¼ - ½ oz. of concentrate per gallon of water and meter at 4 gallons per hour.

**For rotary floor machines:** Mix ¼ oz. of concentrate per gallon of water and apply at the rate of 300 – 500 sq. ft. per gallon.

Do not mix this product with other cleaning products. Follow the cleaning procedures specified by the manufacturer of the cleaning equipment. After using the product, set the carpet pile and protect the carpet from furniture legs and bases while drying. Do not over-wet. If applied to stain resistant nylon carpet, apply a fabric protector according to the manufacturer's directions.



{Note to reviewer: For Nonrefillable Containers, Label has Household and Residential Uses}

**STORAGE AND DISPOSAL**

Store in original container in areas inaccessible to children. Nonrefillable container. Do not reuse or refill this container. Wrap [container] and put in trash or offer for recycling if available.

{or}

Store in original container in areas inaccessible to children. Nonrefillable container. Do not reuse or refill this container. Wrap [container] and put in trash or offer for reconditioning if appropriate.

{Note to reviewer: For Nonrefillable Containers for commercial, industrial, and institutional uses – all sizes – No Reuse Rinsate Statement for Public Health Use products. Chapter 13, Table 6 of the Label Review Manual states that for "All products in containers that could be burned," the registrant has the option to "Remain silent on burning," therefore, no incineration language is provided for plastic containers.}

**STORAGE AND DISPOSAL**

Do not contaminate water, food or feed by storage or disposal.

**Pesticide Storage:** Open dumping is prohibited. Store in original container in areas inaccessible to children.

**Pesticide Disposal:** Pesticide wastes are acutely hazardous. Improper disposal of excess pesticide, spray mixture or rinsate is a violation of Federal Law. If these wastes cannot be disposed of by use according to label instructions, contact your State Pesticide or Environmental Control Agency, or the Hazardous Waste representative at the nearest EPA Regional Office for guidance.

**Container Disposal:**

**{Plastic and Metal Containers:}** Nonrefillable container. Do not reuse or refill this container. Clean container promptly after emptying. Triple rinse as follows: Fill container ¼ full with water and reclose the container. Agitate vigorously, and dispose of rinsate consistent with pesticide disposal instructions. Repeat two more times. Then offer for recycling if available or puncture and dispose in sanitary landfill or by other procedures approved by state and local authorities. Follow pesticide disposal instructions for rinsate. If not triple rinsed, these containers are acute hazardous wastes and must be disposed in accordance with local, state, and federal regulations.

**{Metal containers only:}** DO NOT cut or weld metal containers.

**{Bag in Box Containers:}** Nonrefillable container. Do not reuse or refill this container. Clean container promptly after emptying. Completely empty bag into application equipment. Then offer for recycling if available or dispose of in a sanitary landfill, or by incineration, or by other procedures allowed by state and local authorities.

{Note to reviewer: For Nonrefillable Sealed Containers: Packaging options can be in sealed containers or bottles designed for use dilution systems to reduce worker exposure to the concentrate. None of these can be triple rinsed because they are closed sealed containers. The following text will be used on these sealed container types:}

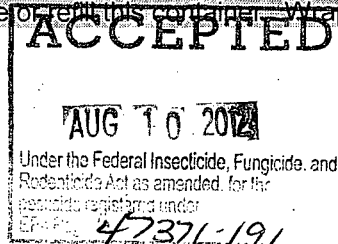
**STORAGE AND DISPOSAL**

Do not contaminate water, food or feed by storage or disposal.

**Pesticide Storage:** Open dumping is prohibited. Store in original container in areas inaccessible to children.

**Pesticide Disposal:** Pesticide wastes are acutely hazardous. Improper disposal of excess pesticide, spray mixture or rinsate is a violation of Federal Law. If these wastes cannot be disposed of by use according to label instructions, contact your State Pesticide or Environmental Control Agency, or the Hazardous Waste representative at the nearest EPA Regional Office for guidance.

**Container Disposal:** Nonrefillable container. Do not reuse or refill this container. ~~Use an empty container and put in trash.~~





{Note to reviewer: For Refillable Containers – all sizes – No Reuse Rinsate Statement for Public Health Use products. Chapter 13, Table 6 of the Label Review Manual states that for “All products in containers that could be burned,” the registrant has the option to “Remain silent on burning;” therefore, no incineration language is provided for plastic containers.}

**STORAGE AND DISPOSAL**

Do not contaminate water, food or feed by storage or disposal. Refillable container. Refill this container with pesticide only. Do not reuse this container for any other purpose.

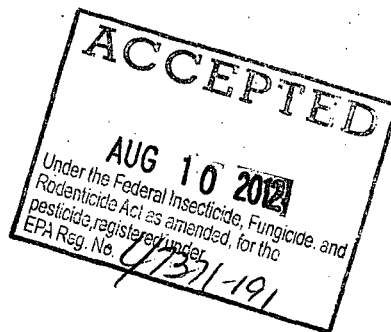
**Pesticide Storage:** Open dumping is prohibited. Store in original container in areas inaccessible to children.

**Pesticide Disposal:** Pesticide wastes are acutely hazardous. Improper disposal of excess pesticide, spray mixture or rinsate is a violation of Federal Law. If these wastes cannot be disposed of by use according to label instructions, contact your State Pesticide or Environmental Control Agency, or the Hazardous Waste representative at the nearest EPA Regional Office for guidance.

**Container Disposal:**

{**Plastic or Metal Containers:**} Refillable container. Refill this container with pesticide only. Do not reuse this container for any other purpose. Cleaning the container before refilling is the responsibility of the refiller. Cleaning the container before final disposal is the responsibility of the person disposing of the container. To clean the container before final disposal, empty the remaining contents from this container into application equipment or mix tank. Fill the container about 10 percent full with water. Agitate vigorously, and dispose of rinsate consistent with pesticide disposal instructions. Repeat this rinsing procedure two more times. Then offer for recycling or reconditioning. If not available, puncture and dispose in sanitary landfill. If not triple rinsed, these containers are acute hazardous wastes and must be disposed in accordance with local, state, and federal regulations.

{**Metal containers only:**} DO NOT cut or weld metal containers.



**SECONDARY CONTAINER LABEL**

{Note to reviewer: This secondary container label will be used only when the product is diluted in accordance with the use directions}

**FORMULATION HWS-512**

|   |         |
|---|---------|
| Active Ingredients:   |         |
| Didecyl dimethyl ammonium chloride .....  | 20.28%  |
| n-Alkyl (C <sub>14</sub> 50%, C <sub>12</sub> 40%, C <sub>16</sub> 10%) dimethyl benzyl ammonium chloride ..... | 13.52%  |
| Inert Ingredients: .....  | 66.20%  |
| Total .....   | 100.00% |

The product in this container is diluted as directed on the pesticide product label.

**KEEP OUT OF REACH OF CHILDREN**

**CAUTION**

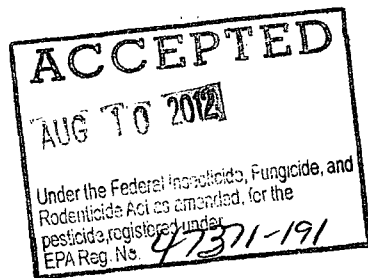
**PRECAUTIONARY STATEMENTS**

**HAZARDS TO HUMANS AND DOMESTIC ANIMALS**

CAUTION: Harmful if inhaled or absorbed through the skin. Causes moderate eye irritation. Avoid contact with skin, eyes or clothing. Avoid breathing vapor or spray mist. Wash thoroughly with soap and water after handling and before eating, drinking, chewing gum, using tobacco or using the restroom. Remove and wash contaminated clothing before reuse.

Follow the directions for use on the pesticide label when applying this product

[EPA Reg. No. 47371-191]



**ADDITIONAL LABELING / INSERTS / REFERENCE SHEETS**

{Note to reviewer: If additional labeling insert / reference sheets are used, the following statements may appear on the additional labeling / insert / reference sheet .}

- Product name
- EPA Reg. No.
- It is a violation of Federal law to use this product in a manner inconsistent with its labeling.
- Read the label affixed to the container for [this product] [product name] before applying.
- Use of [this product] [product name] according to this labeling is subject to the use precautions and limitations imposed by the label affixed to the container for [product name].

**ACCEPTED**  
**[AUG 10 2012]**  
 Under the Federal Insecticide, Fungicide, and  
 Rodenticide Act as amended, for the  
 pesticide, registered under  
 EPA Reg. No. **47371-191**


{Note to reviewer: The following are optional graphics and marketing language.}

{For Bag-in-Box Containers:}

**For Bag – In – Box Containers:**

How to use this package:

This package is designed to be used with dilution control systems only. Open package and connect to dispense according to directions on box top.



**Trigger Sprayers:**

Fill bottle from dispenser.

Apply to surfaces as specified in directions above.

**Mop Buckets:**

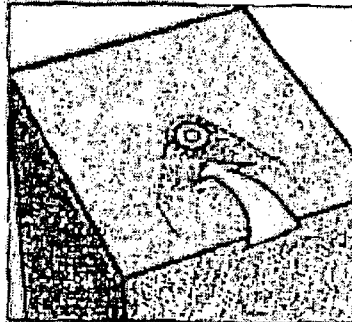
Fill bucket from dispenser.

Set up "Wet Floor" signs.

Mop floor surface as specified in directions above

**OPENING INSTRUCTIONS**

1. Position box with perforation up.
2. Press in circle.
3. Lift flap/ear along perforation.
4. Retrieve fitting on bag.
5. Remove clear dust-cap from bag fitting.
6. Twist dispenser connector onto bag fitting.
7. Place bag-in-box into position on dispenser shelf.
8. Close dispenser (if applicable).



**INSTRUCCIONES PARA ABRIR**


1. Ponga la caja con la perforación hacia arriba.
2. Empuje el círculo hacia adentro.
3. Levante la pestaña arrancandola de la caja a lo largo de la perforación.
4. Saque el adaptador que está en la bolsa.
5. Quite la tapa transparente contra el corvo que tiene el adaptador de la bolsa.
6. Enrosque el conector dispensador al adaptador.
7. Ponga la "bag-in-box" (bolsa en caja) en posición en el mezclador de despacho.
8. Cierre el dispensador (si corresponde).

{Note to reviewer: The following may be used only if the supplemental registrant has obtained an NSF listing. Allowed on back or side panel only.}



[NSF Listed]  
(Insert 6-Digit NSF Listing Number here)

{Note to reviewer: The following may be used only if the supplemental registrant has obtained a Kosher Certification.}



{Any Kosher Symbol such as:}

[Kosher]