

47371-180

12/20/2012

1/12

UNITED STATES ENVIRONMENTAL PROTECTION AGENCY
WASHINGTON, D.C. 20460



Office of Pesticide Programs

Joanna Holcombe,
Lonza Inc.
90 Boroline Road
Allendale, NJ 07401, USA

DEC 20 2012

Subject: Formulation HS-1210 Disinfectant/Sanitizer (14.08%)
Registration No.: 47371-180
Date Submitted: September 27, 2012
Date Received: September 28, 2012
Submission #: 924706

Dear Ms. Holcombe,

The following amendment, submitted in connection with registration under Federal Insecticide, Fungicide, and Rodenticide Act (FIFRA), as amended, is acceptable as listed below:


Proposed Amendment:

- Remove 800 ppm hard water claims.
- Add a note to reviewer regarding the use of brackets and braces on the label.
- Combine multiple versions and standardize the veterinary directions across the HS-1210 series of products.
- Add direction for use TO SANITIZE [ICE MACHINES][BEVERAGE][SOFT SERVE ICE CREAM][AND OTHER FOOD] DISPENSING EQUIPMENT].
- Standardize other label language across the HS-1210 series of products.

General Comments:

A stamped copy of the labeling accepted with conditions is enclosed. Submit three (3) copies of your final printed labeling before distributing or selling the product bearing the revised labeling.

Should you have any questions or comments concerning this letter, please contact Velma Noble PM Team 31 at (703) 308-6233 or Jamil Mixon at (703) 308-8032.

Sincerely,

Velma Noble,
Product Manager, Team 31
Regulatory Management Branch
Antimicrobials Division (7510P)

Note to Reviewer:

[Items in brackets [AAA] are optional and may/may not be included on final label]

{Items in braces {AAA} are for information purposes and will not appear on final label}

FORMULATION HS-1210 DISINFECTANT / SANITIZER (14.08%)

[ONE-STEP DISINFECTANT]

[SANITIZER – GERMICIDE – DEODORANT]

[Salmonellacidal – Bactericidal – Pseudomonacidal – Staphylocidal – Fungicidal - *Virucidal]

Active Ingredients:

Didecyl dimethyl ammonium chloride.....	8.448%
n-Alkyl (C ₁₄ 50%, C ₁₂ 40%, C ₁₆ 10%) dimethyl benzyl ammonium chloride.....	5.632%
Inert [Other] Ingredients:	85.920%
Total.....	100.000%

KEEP OUT OF REACH OF CHILDREN

DANGER [PELIGRO]

See [side] [right] [back] [left] panel for Precautionary Statements and First Aid

EPA Reg. No. 47371-180

EPA Est. No. (as indicated on container)

Net Contents: (as indicated on container)

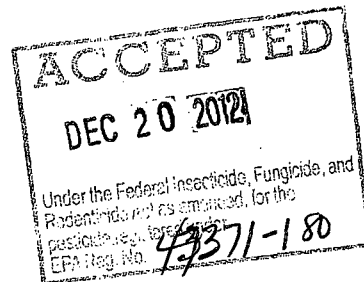
[DOT symbols]

[Country of origin (insert country)]

[Manufactured in (insert country)]

[Barcode]

Manufactured by:
H&S Chemicals Division
c/o Lonza Inc.
90 Boroline Road
Allendale, NJ 07401



E-SUBMISSION

PRECAUTIONARY STATEMENTS

HAZARDS TO HUMANS AND DOMESTIC ANIMALS

DANGER. Corrosive. Causes irreversible eye damage and skin burns. May be fatal if absorbed through skin. Do not get in eyes, on skin or on clothing. Wear protective eyewear (goggles, face shield or safety glasses), protective clothing and rubber gloves. May be fatal if swallowed. Wash thoroughly with soap and water after handling. Remove contaminated clothing and wash clothing before reuse.

FIRST AID

IF IN EYES: Hold eye open and rinse slowly and gently with water for 15 – 20 minutes. Remove contact lenses, if present, after the first 5 minutes, then continue rinsing eye.

IF ON SKIN OR CLOTHING: Take off contaminated clothing. Rinse skin immediately with plenty of water for 15 – 20 minutes.

IF SWALLOWED: Call a poison control center or doctor immediately for treatment advice. Have person sip a glass of water if able to swallow. Do not induce vomiting unless told to do so by the poison control center or doctor. Do not give anything by mouth to an unconscious person.

Call a poison control center or doctor for treatment advice. Have the product container or label with you when calling a Poison Control Center or doctor or going for treatment.

NOTE TO PHYSICIAN: Probable mucosal damage may contraindicate the use of gastric lavage. Measures against circulatory shock, respiratory depression, and convulsion may be needed.

ENVIRONMENTAL HAZARDS

This pesticide is toxic to fish. Do not apply in marine and/or estuarine oil fields.

{Note to reviewer: If container size is 5 gallons or greater, the following Environmental Hazards statements will be added:}

Do not discharge effluent containing this product into lakes, streams, ponds, estuaries, oceans, or other waters unless in accordance with the requirements of a National Pollutant Discharge Elimination System (NPDES) permit and the permitting authority has been notified in writing prior to discharge. Do not discharge effluent containing this product to sewer systems without previously notifying the local sewage treatment plant authority. For guidance contact your State Water Board or Regional Office of the EPA.

PHYSICAL/CHEMICAL HAZARDS

This pesticide is a cationic germicide. Do not mix with soap or anionic materials. Do not use or store near heat or flame.

{Note to reviewer: The following is considered optional marketing language:}

A concentrated, multi-purpose germicide and deodorant effective in 5% organic serum (according to the AOAC Use-dilution Test).

Disinfects and deodorizes hard nonporous surfaces in one labor saving step.

Use in hospitals, nursing homes, medical clinics, dental offices, schools, colleges, office buildings, hotels and motels, airports, restaurants, bars, commercial kitchens, food service and preparation areas, beverage plants, beverage dispensers, ice machines, soft serve ice cream machines, citrus plants, breweries, federally inspected meat and poultry plants, veterinary clinics and animal life science laboratories, tack shops, pet shops, breeding and grooming establishments, kennels, poultry and turkey farms, equine farms, dairy farms and hog farms.

Use on hard, nonporous surfaces such as floors, walls, lavatory fixtures, showers, machinery and equipment, garbage cans, metal, stainless steel, glazed porcelain, painted and plastic surfaces.

- [Kills] [Eliminates] [Removes] [Destroys] 99.9% of bacteria
- [Kills] [Eliminates] [Removes] [Destroys] 99.9% of bacteria, leaves [leaving] surfaces [clean and] disinfected
- [Kills] [Eliminates] [Removes] [Destroys] (Insert pathogen or pathogens other than avian influenza A from lists on page 4) [on [pre-cleaned] environmental surfaces]
- Kills germs

{Note to reviewer: Only when 550 ppm dilution is required}

- [Kills] [Eliminates] [Removes] [Destroys] avian influenza A (H5N1) on pre-cleaned environmental surfaces

Bactericidal against Pseudomonas aeruginosa, Staphylococcus aureus, and Salmonella enterica according to AOAC Use-Dilution Test method, modified in the presence of 5% organic serum. (See reference sheet for complete list of pathogenic organisms).

{Note to reviewer: For use only when sanitizer dilution is 150 ppm or higher}

Formulation HS-1210 Disinfectant / Sanitizer (14.08%) is effective [as a sanitizer] at 150 ppm active quat according to the AOAC Germicidal & Detergent Sanitizer Test modified in the presence of 500 ppm water hardness (calculated as CaCO₃) against:
Escherichia coli [E. coli]
Staphylococcus aureus

{Note to reviewer: For use only when sanitizer dilution is 200 ppm or higher}

Formulation HS-1210 Disinfectant / Sanitizer (14.08%) is effective [as a sanitizer] at 200 ppm active quat according to the AOAC Germicidal & Detergent Sanitizer Test modified in the presence of 500 ppm water hardness (calculated as CaCO₃) against:
Campylobacter jejuni
Escherichia coli [E. coli]
Escherichia coli O157:H7 [pathogenic E. coli]
Listeria monocytogenes
Salmonella enterica
Shigella sonnei
Staphylococcus aureus
Vibrio Cholerae
Yersinia enterocolitica

{REFERENCE SHEET FOR COMPLETE LIST OF PATHOGENIC ORGANISMS}

BACTERICIDAL AGAINST:

Effective [as a disinfectant] against the following according to the AOAC Use-Dilution Test, modified in the presence of 5% organic serum.

Pseudomonas aeruginosa
Staphylococcus aureus
Salmonella enterica

Aeromonas salmonicida
Campylobacter jejuni
Enterobacter aerogenes
Escherichia coli
Klebsiella pneumoniae
Listeria monocytogenes
Mycoplasma gallisepticum
Proteus mirabilis
Pseudomonas putida
Salmonella typhi
Serratia marcescens
Shigella flexneri
Staphylococcus aureus phage 80
Staphylococcus aureus phage 81
Streptococcus pyogenes
Vibrio anguillarum

FUNGICIDAL & MILDEWICIDAL AGAINST:

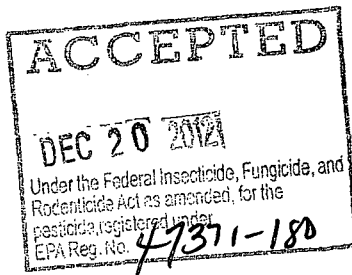
Effective against the following according to the AOAC Use-Dilution Test, modified in the presence of 5% organic serum.

Alternaria tenuis
Aspergillus glaucus
Candida albicans
Fusarium oxysporum
Geotrichum candidum
Penicillium digitatum
Phytophthora infestans
Rhizopus nigricans [stolonifer]
Trichoderma harzianum
Trichophyton mentagrophytes

VIRUCIDAL AGAINST*:

Effective against the following according to the virucidal qualifications modified in the presence of 5% organic serum.

Avian Infectious Bronchitis virus
Avian Influenza [Virus] (H5N1)
Bovine rhinotracheitis virus
Infectious Bronchitis Virus, Arkansas strain [IBV]
Marek's Disease Virus
Newcastle virus



[PELIGRO: SI NO PUEDE LEER EN INGLES, PREGUNTE A SU SUPERVISOR SOBRE LAS INSTRUCCIONES DE USO APROPIADAS ANTES DE TRABAJAR CON ESTE PRODUCTO.]

DIRECTIONS FOR USE

It is a violation of Federal law to use this product in a manner inconsistent with its labeling.

DISINFECTANT 1:256	1/2 oz. per gallon of water
	[550 ppm]
SANITIZER 1:938	2 oz. per 14 1/2 gallons of water
	[150 ppm]
SANITIZER 1:704	2 oz. per 11 gallons of water
	[200 ppm]
SANITIZER 1:352	2 oz. per 5 1/2 gallons of water
	[400 ppm]

DISINFECTION / DEODORIZING DIRECTIONS:

If surfaces are visibly dirty, preclean prior to disinfection / deodorizing activity.

Prepare a solution of 1/2 ounce of product per gallon of water. Apply use-solution with a cloth, sponge, mop, coarse trigger sprayer, or by soaking to thoroughly wet all surfaces. For sprayer applications, use a coarse spray device. Spray 6 – 8 inches from the surface, rub with a brush, cloth or sponge. Do not breathe spray. Let solution remain on the surface for a minimum contact time of 10 minutes. Wipe dry with a clean cloth or sponge or allow to air dry. The use solution is prepared fresh for each use then discarded. Rinsing is not necessary unless floors are to be waxed or polished. Food contact surfaces must be thoroughly rinsed with potable water.

{Note to reviewer: For labels that list medical premises and metal and / or stainless steel surfaces, one of the following statements must be used:}

This product is not to be used as a terminal sterilant/high level disinfectant on any surface or instrument that (1) is introduced directly into the human body, either into or in contact with the bloodstream or normally sterile areas of the body, or (2) contacts intact mucous membranes but which does not ordinarily penetrate the blood barrier or otherwise enter normally sterile areas of the body. [optional: This product may be used to preclean or decontaminate critical or semi-critical medical devices prior to sterilization or high level disinfection.]

{or}

This product is not to be used on medical device surfaces.

VIRUCIDAL DIRECTIONS*:

Virucidal against *Bovine rhinotracheitis, *Avian Infectious Bronchitis virus, *Avian Influenza [Virus] (H5N1), and *Newcastle Disease virus, *Marek's Disease Virus and *Infectious Bronchitis Virus – Arkansas strain [IBV] according to the virucidal qualification, modified in the presence of 5% organic serum at a 1:256 dilution. Follow Disinfection Directions.

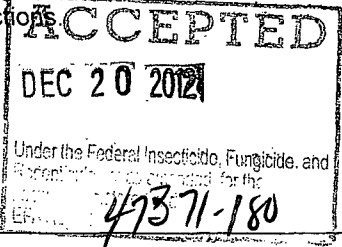
FUNGICIDAL DIRECTIONS:

Fungicidal against Trichophyton mentagrophytes and Candida albicans according to the AOAC fungicidal test, modified in the presence of 5% organic serum at a 1:256 dilution. For fungicidal activity, use in areas such as locker rooms, dressing rooms, shower and bath areas, and exercise facilities. Follow Disinfection Directions.

MOLD AND MILDEW CONTROL DIRECTIONS: To control mold and mildew on hard, nonporous surfaces wash visible soil from the surface. Then apply a use-solution of 1/2 fluid oz. per gallon of water with a mop, sponge, cloth, or coarse trigger sprayer so as to wet all surfaces thoroughly. Let air dry. Repeat application every 7 days to control recurrence of growth.

FISHERY, MILK, CITRUS, ICE CREAM & POTATO PROCESSING PLANTS DISINFECTION DIRECTIONS:

Applied routinely as a disinfectant on walls and floors will reduce or eliminate odors in the processing area. Use on filling equipment to reduce or eliminate odors in the processing area and bacteria associated with condensation on equipment and pipes. Follow Disinfection Directions.



["SPECIAL INSTRUCTIONS FOR INACTIVATING AVIAN INFLUENZA A" AND OTHER ANIMAL VIRUSES LISTED ON THIS LABEL]

{or}

[VETERINARY [CLINICS]][,] [ANIMAL CARE] [AND] [ANIMAL [LIFE SCIENCE] LABORATORY] [FACILITIES] / [ZOO[S]] / [PET SHOP[S]] / [KENNELS] / [BREEDING AND GROOMING ESTABLISHMENT] / [TACK SHOP] [AND] [FARM PREMISE] DISINFECTION / [VIRUCIDAL] DIRECTIONS

[For use in Equine, Dairy and Hog farms.] For cleaning and disinfecting [the following] hard nonporous surfaces: equipment used for feeding or watering animals, utensils, instruments, cages, kennels, stables, catteries, pens, stalls and etc. Remove all animals and feeds from premises, animal transportation vehicles, crates, pens, stalls and etc. Remove all litter, droppings and manure from floors, walls and surfaces of facilities occupied or traversed by animals. Empty all troughs, racks, and other feeding and watering appliances. Thoroughly clean all surfaces with soap or detergent and rinse with water. Saturate surfaces with a use-solution of 1/2 oz. [of product] per gallon of water [or equivalent dilution] for a period of 10 minutes. Immerse all halters, ropes and other types of equipment used in handling and restraining animals as well as forks, shovels, and scrapers used to remove litter and manure. Ventilate buildings, animal enclosures, [vehicles] and other closed spaces. Do not house animals or employ equipment until treatment has been absorbed, set or dried. Thoroughly scrub all treated feed racks, automatic feeders, waterers and other equipment that dispenses food or water with soap or detergent and rinse with potable water before reuse.

{Alternate Numbered Format}

[For use in Equine, Dairy and Hog farms.] For cleaning and disinfecting [the following] hard nonporous surfaces: equipment used for feeding or watering animals, utensils, instruments, cages, kennels, stables, catteries, pens, stalls and etc.

1. Remove all animals and feeds from premises, animal transportation vehicles, crates, pens, stalls and etc.
2. Remove all litter, droppings and manure from floors, walls and surfaces of facilities occupied or traversed by animals.
3. Empty all troughs, racks, and other feeding and watering appliances.
4. Thoroughly clean all surfaces with soap or detergent and rinse with water.
5. Saturate surfaces with a use-solution of 1/2 oz. [of product] per gallon of water [or equivalent dilution] for a period of 10 minutes.
6. Immerse all halters, ropes and other types of equipment used in handling and restraining animals as well as forks, shovels, and scrapers used to remove litter and manure.
7. Ventilate buildings, animal enclosures, [vehicles] and other closed spaces. Do not house animals or employ equipment until treatment has been absorbed, set or dried.
8. Thoroughly scrub all treated feed racks, automatic feeders, waterers and other equipment that dispenses food or water with soap or detergent and rinse with potable water before reuse.

POULTRY & TURKEY HOUSE DISINFECTANT DIRECTIONS:

Dilution: 1:256 1/2 ounce per gallon of water

1. Remove all poultry and feeds from premises, trucks, coops, and crates.
2. Remove all litter and droppings from floors, walls and surfaces of facilities occupied or traversed by poultry.
3. Empty all troughs, racks, and other feeding and water appliances.
4. Thoroughly clean all surfaces with soap or detergent and rinse with water.
5. Saturate surfaces with the disinfecting solution for a period of 10 minutes.
6. Ventilate buildings, coops, and other closed spaces. Do not house poultry or employ equipment until treatment has been absorbed, set or dried.
7. Thoroughly scrub treated feed racks, troughs, automatic feeders, fountains, and waterers with soap or detergent, and rinse with potable water before reuse.

CITRUS CANCKER DISEASE CONTROL

For prevention of Citrus Canker Disease through treatment of equipment. Effective against Xanthomonas axonopodis pv. citri [Citrus Canker Disease] at 2000 ppm active quat. Apply treatments to trucks, attached trailers, and field equipment including cargo area, wheels, tires, undercarriage, hood, roof, fenders, and any other hard nonporous equipment taken into infested areas.

Saturate surfaces with a 1:70 use-dilution [2¾ oz. per 1½ gallons of water] [or equivalent dilution] [2000 ppm active quat] for a period of 10 minutes. Allow to air dry. All surfaces that come in contact with food or crop must be rinsed with potable water before reuse. To prevent the spread of Citrus Canker Disease by this artificial means of transportation, treatments are made by trigger spraying, dipping or brushing. Thoroughly rinse or launder clothing before reuse. Rinse footwear before reuse.

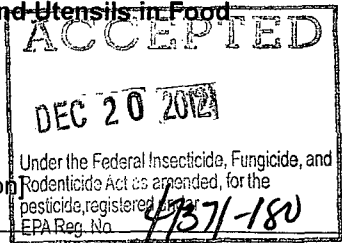
FOR SANITIZING FOOD CONTACT SURFACES:

For use on precleaned, hard, nonporous food contact surfaces including plastic and other hard nonporous cutting boards and chopping blocks, counter tops, tables, food preparation surfaces, cooking and eating utensils, and drinking glasses. For heavily soiled areas, remove gross food particles by preflush, prescrape and presoak when necessary. Wash thoroughly with detergent or compatible cleaner, then rinse with potable water prior to application of sanitizing solution.

{Note to reviewer: Only one dilution from this table may be used in the paragraphs below}

For Food Contact Surfaces, Food Processing Equipment and Utensils in Dairies and Public Eating Establishments and Food Contact Surfaces, Food Processing Equipment and Utensils in Food Processing Plants (40 CFR 180.940 (a)):

- 2 oz. per 14 1/2 gallons of water [150 ppm quat] [or equivalent dilution]
- 2 oz. per 11 - 14 1/2 gallons of water [150 - 200 ppm quat] [or equivalent dilution]
- 2 oz. per 11 gallons of water [200 ppm quat] [or equivalent dilution]
- 2 oz. per 5 1/2 gallons of water [400 ppm quat] [or equivalent dilution]
- 2 oz. per 5 1/2 - 14 1/2 gallons of water [150 - 400 ppm quat] [or equivalent dilution]
- 2 oz. per 5 1/2 - 11 gallons of water [200 - 400 ppm quat] [or equivalent dilution]



Use (insert dilution from table here) for a minimum contact time of 1 minute in a single application. {Alternate language for closed loop dilution center:} Then use product from the Closed Loop Dilution Center ((insert concentration from table here)) for a minimum contact time of 1 minute in a single application.

Apply with a cloth, sponge, mop, coarse trigger sprayer, or by soaking. Eating utensils and drinking glasses must be sanitized by immersion. Thoroughly wet all surfaces. Drain thoroughly and air dry. Do not rinse.

Fresh sanitizing solution must be prepared at least daily or more often if the use solution becomes diluted. For mechanical applications, use solution may not be reused for sanitizing applications but may be reused for other purposes such as cleaning.

Before use as a sanitizer in federally inspected meat and poultry plants and dairies, food products and packaging materials must be removed from the room or carefully protected.

RESTAURANT AND BAR USE:

For use as a sanitizer on dishes, glassware, silverware, eating and cooking utensils. For heavily soiled areas, remove gross food particles by preflush, prescrape and presoak when necessary. Wash thoroughly with detergent or compatible cleaner, then rinse with potable water prior to application of this product. Then immerse in a solution of (insert dilution from table here) for at least 1 minute. Drain thoroughly and air dry. Do not rinse.

{Alternate language for closed loop dilution system:}

RESTAURANT AND BAR USE:

For use as a sanitizer on dishes, glassware, silverware, eating and cooking utensils. For heavily soiled areas, remove gross food particles by preflush, prescrape and presoak when necessary. Wash thoroughly with detergent or compatible cleaner, then rinse with potable water prior to application of this product. Then immerse in a sanitizing solution from Closed Loop Dilution Center ((insert concentration from table here)) for at least 1 minute. Drain thoroughly and air dry. Do not rinse.

Formulation HS-1210 Disinfectant / Sanitizer (14.08%)
EPA Reg. No. 47371-180
EPA Stamped Label 8-24-10, Draft 9-27-2012

FOR WISCONSIN ONLY

SANITIZING EATING AND DRINKING UTENSILS IN EATING ESTABLISHMENTS

1. Scrape and pre-wash utensils and glasses whenever possible.
2. Wash with a good detergent or compatible cleaner.
3. Rinse with potable water.
4. Sanitize in a solution of *(insert a dilution of 200 ppm active or higher dilution from box above here)*. Immerse all utensils for at least two minutes or for a contact time specified by governing sanitary codes.
5. Place sanitized utensils on a rack or drain-board to air dry.
6. Prepare a fresh sanitizing solution at least daily or when visibly soiled or diluted.

NOTE: A clean potable water rinse following sanitization is not permitted under Section HFS 196, Appendix 7-204.11 of the Wisconsin Administrative Code (reference 40 CFR 180.940).

{Alternate language for closed loop dilution center:}

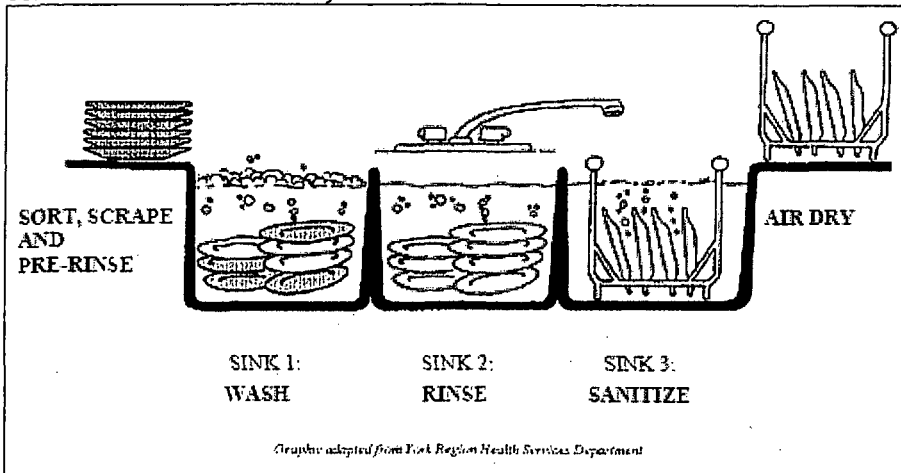
FOR WISCONSIN ONLY

SANITIZING EATING AND DRINKING UTENSILS IN EATING ESTABLISHMENTS

1. Scrape and pre-wash utensils and glasses whenever possible.
2. Wash with a good detergent or compatible cleaner.
3. Rinse with potable water.
4. Sanitize in a solution from the Closed Loop Dilution Center *((insert a dilution of 200 ppm active or higher dilution from box above here))*. Immerse all utensils for at least two minutes or for a contact time specified by governing sanitary codes.
5. Place sanitized utensils on a rack or drain-board to air dry.
6. Fresh sanitizing solution must be prepared at least daily or when visibly soiled or diluted.

NOTE: A clean potable water rinse following sanitization is not permitted under Section HFS 196, Appendix 7-204.11 of the Wisconsin Administrative Code (reference 40 CFR 180.940).

{Note to reviewer: The following graphic or a graphic of similar content may accompany any of the above food contact sanitization sections}



BEVERAGE PLANTS:

For sanitizing of bottling or pre-mix dispensing equipment. After cleaning, thoroughly rinse equipment with cold or lukewarm water. Fill equipment with a solution of *(insert dilution from table here)*. Allow the solution to remain in contact with equipment for at least 1 minute or until operations resume at which time the sanitizing solution must be drained from the system. To insure the removal of flavors, it is suggested that during changeover between products the system should be cleaned, rinsed and flushed with the sanitizing solution for at least 1 minute. Allow to drain completely before using. Do not rinse.

SANITARY FILLING:

For use in sanitizing bottles or cans in the final rinse application. The product is to be proportioned into the final rinse water line of the container washer or rinser in [at a] concentration of *(insert concentration from table here)*. A sanitizing solution of *(insert concentration from table here)* must be used in an external application for the filler and closing machine. Do not rinse.

Formulation HS-1210 Disinfectant / Sanitizer (14.08%)
EPA Reg. No. 47371-180
EPA Stamped Label 8-24-10, Draft 9-27-2012

STORAGE TANK SANITIZING:


For sanitizing beer fermentation and holding tanks. A solution of (*insert concentration from table here*) must be applied manually or used in combination with automated cleaning systems. Follow directions for sanitizing food contact surfaces. Drain thoroughly. Do not rinse. For mechanical operations or automated systems, the used sanitizing solution may not be reused for sanitizing but may be reused for other purposes such as cleaning.

FOR SANITIZING IN FISHERIES, MILK, CITRUS, POTATO & ICE CREAM PROCESSING PLANTS:

For use as a sanitizer on conveyors and equipment to reduce or eliminate odors in the processing area. Also, for use on filling equipment to reduce bacteria associated with condensation on equipment and pipes. Follow directions for sanitizing food contact surfaces.

TO SANITIZE [ICE MACHINES] [[BEVERAGE] [SOFT SERVE ICE CREAM] [AND OTHER FOOD] DISPENSING EQUIPMENT]:

1. Turn off equipment
2. Wash equipment with a compatible detergent and rinse with potable water prior to sanitizing.
3. Apply a solution of (*insert appropriate dilution from dilution chart*) [or equivalent dilution] by mechanical spray, directly pouring and or by recirculating through the [equipment] system.
4. Allow surfaces to remain wet or solution to remain in equipment for at least 60 seconds.
5. Drain equipment thoroughly and allow to air dry before reuse.



{Note to reviewer: For Nonrefillable Containers for commercial, industrial, and institutional uses – all sizes – No Reuse Rinsate Statement for Public Health Use products. Chapter 13, Table 6 of the Label Review Manual states that for “All products in containers that could be burned,” the registrant has the option to “Remain silent on burning;” therefore, no incineration language is provided for plastic containers.}

STORAGE AND DISPOSAL

Do not contaminate water, food or feed by storage or disposal.

Pesticide Storage: Open dumping is prohibited. Store in original container in areas inaccessible to children.

Pesticide Disposal:

Pesticide wastes are acutely hazardous. Improper disposal of excess pesticide, spray mixture or rinsate is a violation of Federal Law. If these wastes cannot be disposed of by use according to label instructions, contact your State Pesticide or Environmental Control Agency, or the Hazardous Waste representative at the nearest EPA Regional Office for guidance.

Container Disposal:

Nonrefillable container. Do not reuse or refill this container. Clean container promptly after emptying.

[Plastic and Metal Containers:] Triple rinse as follows: Fill container ¼ full with water and reclose the container. Agitate vigorously, and dispose of rinsate consistent with pesticide disposal instructions. Repeat two more times. Then offer for recycling if available or puncture and dispose in sanitary landfill or by other procedures approved by state and local authorities. Follow pesticide disposal instructions for rinsate. If not triple rinsed, these containers are acute hazardous wastes and must be disposed in accordance with local, state, and federal regulations.

[For metal containers only:] DO NOT cut or weld metal containers.

[Bag in Box Containers:] Completely empty bag into application equipment. Then offer for recycling if available or dispose of in a sanitary landfill, or by incineration, or by other procedures allowed by state and local authorities.

{Note to reviewer: For Nonrefillable Sealed Containers: Packaging options can be in sealed containers or bottles designed for use dilution systems to reduce worker exposure to the concentrate. None of these can be triple rinsed because they are closed sealed containers. The following text will be used on these sealed container types:}

STORAGE AND DISPOSAL

Do not contaminate water, food or feed by storage or disposal.

Pesticide Storage: Open dumping is prohibited. Store in original container in areas inaccessible to children.

Pesticide Disposal:

Pesticide wastes are acutely hazardous. Improper disposal of excess pesticide, spray mixture or rinsate is a violation of Federal Law. If these wastes cannot be disposed of by use according to label instructions, contact your State Pesticide or Environmental Control Agency, or the Hazardous Waste representative at the nearest EPA Regional Office for guidance.

Container Disposal:

Nonrefillable container. Do not reuse or refill this container. Wrap empty container and put in trash.

{Note to reviewer: The following are optional text and graphics}

{For Bag-in-Box Containers:}

For Bag – In – Box Containers:

How to use this package:

This package is designed to be used with dilution control systems only. Open package and connect to dispense according to directions on box top.

Trigger Sprayers:

Fill bottle from dispenser.

Apply to surfaces as specified in directions above.

Mop Buckets:

Fill bucket from dispenser.

Set up "Wet Floor" signs.

Mop floor surface as specified in directions above

<p>OPENING INSTRUCTIONS</p> <ol style="list-style-type: none"> 1. Position box with perforation up. 2. Press in circle. 3. Lift flap/ear along perforation. 4. Retrieve fitting on bag. 5. Remove clear dust-cap from bag fitting. 6. Twist dispenser connector onto bag fitting. 7. Place bag-in-box into position on dispenser shelf. 8. Close dispenser (if applicable). 		<p>INSTRUCCIONES PARA ABRIR</p> <ol style="list-style-type: none"> 1. Ponga la caja con la perforación hacia arriba. 2. Empuje el círculo hacia adentro. 3. Levante la pestana arrancandola de la caja a lo largo de la perforación. 4. Saque el adaptador que esta en la bolsa. 5. Quite la tapa transparente contra el polvo que tiene el adaptador de la bolsa. 6. Enrosque el conector desechable al adaptador. 7. Ponga la "bag-in-box" (bolsa en caja) en posición en el mezclador de despacho. 8. Cierre el dispensador (si corresponde).
--	--	---


{Note to reviewer: The following may be used only if the supplemental registrant has obtained an NSF listing. Allowed on back or side panel only.}



{or}

[NSF Listed]
[[Insert NSF 6-Digit Listing Number here]]

{Note to reviewer: The following may be used only if the supplemental registrant has obtained a Kosher Certification.}



{Any Kosher Symbol such as:}

[Kosher]

ACCEPTED

DEC 20 2012

Under the Federal Insecticide, Fungicide, and Rodenticide Act as amended, for the pesticide registration number EPA Reg. No. 47371-180