

47371-131

12/2/2009

1027

UNITED STATES ENVIRONMENTAL PROTECTION AGENCY



UNITED STATES ENVIRONMENTAL PROTECTION AGENCY
WASHINGTON, D.C. 20460

OFFICE OF PREVENTION, PESTICIDES AND TOXIC SUBSTANCES

Joanna Holcombe
Lonza Inc.
90 Boroline Road
Allendale, NJ 07401

DEC -2 2009

Subject: Formulation HWS-64
EPA Reg. No.: 47371-131
Notification Date: November 2, 2009
EPA Receipt Date: November 3, 2009

Dear Ms. Holcombe,

This letter acknowledges receipt of your notification submitted in connection with registration under the provisions of PR Notice 98-10 and Federal Insecticide, Fungicide, and Rodenticide Act (FIFRA) section 3(c)9.

Proposed Notification

Adding 2009 H1N1 Marketing Claims

General Comments

Based on a review of the submitted materials, your notification to add 2009 H1N1 Marketing Claims in accordance with the Agency guidance for testing labeling claims against Pandemic 2009 H1N1 Influenza A (Formerly called Swine Flu) is acceptable. A copy has been placed in our records for future reference.

Should you have any questions or comments concerning this letter, please contact Velma Noble at (703) 308-6233.

Sincerely,

Velma Noble

Product Manager (31)

Regulatory Management Branch II

Antimicrobial Division (7510P)

CONCURRENCES							
SYMBOL							
SURNAME							
DATE							

20927

EPAUnited States
Environmental Protection Agency
Washington, DC 20460☐ Registration
☐ Amendment
☒ Other

OPP Identifier Number

Application for Pesticide - Section 1

1. Company/Product Number 47371-131	2. EPA Product Manager Velma Noble	3. Proposed Classification <input checked="" type="checkbox"/> None <input type="checkbox"/> Restricted
4. Company/Product (Name) FORMULATION HWS-64	PM# 31	
5. Name and Address of Applicant (Include ZIP Code) H&S Chemicals Division c/o Lonza Inc. 90 Boroline Road Allendale, NJ 07401	6. Expedited Review. In accordance with FIFRA Section 3(c)(3)(b)(I), my product is similar or identical in composition and labeling to: EPA Reg. No. Product Name	
<input type="checkbox"/> Check if this is a new address		

Section - II

- ☐ Amendment - Explain below. ☐ Final printed labels in response to Agency letter dated _____
- ☐ Resubmission in response to Agency letter dated _____ ☐ "Me Too" Application
- ☒ Notification - Explain below. ☐ Other - Explain below

Explanation: Use additional page(s) if necessary. (For Section I and Section II.)**Notification of label change to add optional marketing language per EPA Guidance for Testing and Labeling Claims against Pandemic 2009 H1N1*****Not Subject to PRIA***

This notification is consistent with the provisions of PR Notice 98-10 and EPA regulations at 40 CFR 152.46, and no other changes have been made to the labeling or the confidential statement of formula of this product. I understand that it is a violation of 18 U.S.C. Sec. 1001 to willfully make any false statement to EPA. I further understand that if this notification is not consistent with the terms of PR Notice 98-10 and 40 CFR 152.46, this product may be in violation of FIFRA and may be subject to enforcement action and penalties under Sections 12 and 14 of FIFRA.

Signature: Joanna Holcombe, etDate: 11-2-09

Section - III

1. Material This Product Will Be Packaged In:			
Child-Resistant Packaging <input type="checkbox"/> Yes* <input type="checkbox"/> No *Certification must be submitted	Unit Packaging <input type="checkbox"/> Yes <input type="checkbox"/> No If "Yes" Unit Packaging wgt. No. per container	Water Soluble Packaging <input type="checkbox"/> Yes <input type="checkbox"/> No If "Yes" Package wgt. No. per container	2. Type of Container <input type="checkbox"/> Metal <input type="checkbox"/> Plastic <input type="checkbox"/> Glass <input type="checkbox"/> Paper <input type="checkbox"/> Other (Specify)
3. Location of Net Contents Information <input type="checkbox"/> Label <input type="checkbox"/> Container	4. Size(s) Retail Container	5. Location of Label Directions <input type="checkbox"/> On Label <input type="checkbox"/> On labeling accompanying product	
6. Manner in Which Label is Affixed to Product <input type="checkbox"/> Lithograph <input type="checkbox"/> Paper glued <input type="checkbox"/> Stenciled <input type="checkbox"/> Other _____			

Section - IV

1. Contact Point (Complete items directly below for identification of individual to be contacted, if necessary, to process this application)			
Name Joanna Holcombe	Title Sr. Commercial Regulatory Services Associate	Telephone No. (Include Area Code) 201-316-9297	
Certification I certify that the statements I have made on this form and all attachments thereto are true, accurate and complete. I acknowledge that any knowingly false or misleading statement may be punishable by fine or imprisonment or both under applicable law.			6. Date Application Received (Stamped)
2. Signature <u>Joanna Holcombe, et</u>	3. Title Sr. Commercial Regulatory Services Associate		
4. Typed Name Joanna Holcombe	5. Date November 2, 2009		

30 of 27
Lonza

Via FedEx

Ms. Velma Noble, PM-31
Document Processing Desk (NOTIFY)
Office of Pesticide Programs (7504P)
US Environmental Protection Agency
Room S-4900, One Potomac Yard
2777 S. Crystal Drive
Arlington, VA 22202

Lonza Inc
Allendale
90 Boroline Road
Allendale, NJ 07401, USA

Joanna Holcombe
Lonza Life Science Ingredients
Commercial Regulatory Services

Tel 201-316-9297
Fax 201 696-3470
joanna.holcombe@lonza.com

November 2, 2009

**SUBJECT: Formulation HWS-64, EPA Registration No. 47371-131
Application for Label Notification**

Dear Ms. Noble:

The purpose of this notification is to add the following:

**Add optional marketing language per EPA Guidance for Testing and Labeling Claims
against Pandemic 2009 H1N1.**

Please find enclosed the following documents in support of this label notification.

- Application for Pesticide Notification
- One copy of the label with changes highlighted

Please provide your decision electronically to me at joanna.holcombe@lonza.com and subsequently send me a letter confirming the Agency's decision. If you have any questions or need any additional information, please feel free to contact me at 201-316-9297.

Sincerely,
Lonza Inc.

Joanna Holcombe
Joanna Holcombe
Sr. Commercial Regulatory Services Associate

30 of 27

FORMULATION HWS-64

ONE-STEP DISINFECTANT

GERMICIDAL DETERGENT AND DEODORANT

Disinfectant
Pseudomonacidal
Staphylocidal
Salmonellacidal
Bactericidal
Fungicidal
Mildewstatic
*Virucidal

FLORAL / CITRUS / FRESH / CLEAN / LEMON / PINE / MINT (scent) (fragrance) (odor)
(scented)

Active Ingredients:

Didecyl dimethyl ammonium chloride.....2.54%
n-Alkyl (C₁₄ 50%, C₁₂ 40%, C₁₆ 10%)
dimethyl benzyl ammonium chloride.....1.69%
Inert Ingredients:.....95.77%
Total:.....100.00%

KEEP OUT OF REACH OF CHILDREN

NOTIFICATION
Date Reviewed: 12/2/07
Reviewed By: V. J. [Signature]

DANGER

See (right) (left) (side) (back) panel for Precautionary Statements and First Aid

EPA Reg. No. 47371-131
EPA Est. No. (insert Est. No. here)
NET CONTENTS (insert container size here)
[Country of origin (insert country)]
[Manufactured in (insert country)]
[Barcode]

H&S CHEMICALS DIVISION
c/o LONZA INC.,
90 Boroline Road
Allendale, NJ 07401

PRECAUTIONARY STATEMENTS

HAZARDS TO HUMANS AND DOMESTIC ANIMALS

DANGER. Corrosive. Causes irreversible eye damage. Do not get in eyes or clothing. Wear protective eyewear (goggles, face shield, or safety glasses). Avoid contact with the skin. Harmful if inhaled. Avoid breathing spray mist. Wash thoroughly with soap and water after handling. Remove contaminated clothing and wash clothing before reuse.

FIRST AID

IF IN EYES: Hold eye open and rinse slowly and gently with water for 15 – 20 minutes. Remove contact lenses, if present, after the first 5 minutes, then continue rinsing eye.

IF ON SKIN OR CLOTHING: Take off contaminated clothing. Rinse skin immediately with plenty of water for 15 – 20 minutes.

IF INHALED: Move person to fresh air. If person is not breathing, call 911 or an ambulance, then give artificial respiration, preferably by mouth-to-mouth, if possible.

Call a poison control center or doctor for treatment advice.

Have the product container or label with you when calling a poison control center or doctor or going for treatment.

NOTE TO PHYSICIAN: Probable mucosal damage may contraindicate the use of gastric lavage.

(Note to reviewer: If container size is 5 gallons or greater, use the following Environmental Hazards statements:)

ENVIRONMENTAL HAZARDS

Do not discharge effluent containing this product into lakes, streams, ponds, estuaries, oceans, or other waters unless in accordance with the requirements of a National Pollutant Discharge Elimination System (NPDES) permit and the permitting authority has been notified in writing prior to discharge. Do not discharge effluent containing this product to sewer systems without previously notifying the local sewage treatment plant authority. For guidance contact your State Water Board or Regional Office of the EPA.

(Note to reviewer: The following is considered optional marketing language:)

- Concentrate (Concentrated)
- Neutral (Neutral pH)
- Disinfects (Disinfectant)
- Cleans (Cleaner)
- Deodorizes (Deodorizer)

A multi-purpose, neutral pH, germicidal detergent and deodorant effective in hard water up to 400 ppm (calculated as CaCO_3) in the presence of a moderate amount of soil (5% organic serum) according to the AOAC Use-dilution Test. Disinfects, cleans and deodorizes in one labor-saving step.

For use in hospitals, nursing homes, schools, colleges, commercial and industrial institutions, office buildings, veterinary clinics, animal life science laboratories, zoos, federally inspected meat and poultry establishments, equine farms, tack shops, pet shops, airports, kennels, hotels, motels, poultry farms, turkey farms, dairy farms, hog farms, breeding establishments, grooming establishments, funeral homes and households.

Disinfects, cleans, and deodorizes the following hard, nonporous, inanimate surfaces: floors, walls, (*non-medical*) metal surfaces, (*non-medical*) stainless steel surfaces, glazed porcelain, plastic surfaces (such as polypropylene, polystyrene, acrylic, etc.).

Use [on] [to clean and disinfect] nonporous athletic mats, wrestling mats, gymnastic mats, exercise equipment and training tables.

Use [on] [to clean and disinfect] nonporous personal protective safety equipment, wrestling headgear, boxing headgear, protective headgear, athletic helmets, hard hats, half mask respirators, full face breathing apparatus, gas masks, goggles, spectacles, face shields, hearing protectors, and ear muffs. Rinse all equipment that comes in prolonged contact with skin with warm water and allow to air dry before reuse. [Notice: Cleaning at 120°F. temperature will avoid overheating and distortion of the personal safety equipment that would necessitate replacement.]

For use in [*insert name of automated dilution system here*] (automated) (dilution system).

For use in:

- Federally inspected meat and poultry plants on all hard, nonporous surfaces in inedible product processing areas, non-processing areas and/or exterior areas. All surfaces must be thoroughly rinsed with potable water.
- Federally inspected meat and poultry plants as a floor and wall cleaner for use in all departments. Food products and packaging material must be removed from the room or carefully protected. All surfaces must be thoroughly rinsed with potable water.
- Federally inspected meat and poultry plants, as a disinfectant agent for use in all departments. Food products and packaging materials must be removed from the room or carefully protected. Use product in accordance with its label. All surfaces must be thoroughly rinsed with potable water.

For use in tanning salons.

For use on (tanning beds), (and) (tanning equipment).

Formulation HWS-64 is effective at controlling mold and mildew odor on mattresses, pillows and shower curtains.

Use **Formulation HWS-64** in the laundry to control odors on musty bedding and linens. Test on a small inconspicuous area before using.

Use **Formulation HWS-64** on mildew stains in damp areas such as bathrooms, showers, kitchens, basements and laundry rooms.

Use **Formulation HWS-64** in work areas such as tool rooms and garages for odor control and light duty cleaning.

Use **Formulation HWS-64** to remove odors caused by flooding and smoke from fires.

Formulation HWS-64 leaves a clean fresh scent.

Formulation HWS-64 provides long lasting freshness against tough (pet) odors from litter boxes and pet accidents.

Formulation HWS-64 (Kills) (Eliminates) (Removes) (Destroys) avian influenza A (H5N1) on pre-cleaned environmental surfaces

Formulation HWS-64 (Kills) (Eliminates) (Removes) (Destroys) *[Insert pathogen or pathogens from lists on pages 5 and 6]* on (pre-cleaned) environmental surfaces

Formulation HWS-64 (Kills) (Eliminates) (Removes) (Destroys) (Germs) (Bacteria) (Viruses*) (on (pre-cleaned) environmental surfaces)

(Note to reviewer: The following is considered optional marketing language.)

Effective against the following pathogens:

(Bacteria:)

Pseudomonas aeruginosa¹

Staphylococcus aureus¹

Salmonella enterica

Acinetobacter calcoaceticus

Bordetella bronchiseptica

Chlamydia psittaci

Community Associated Methicillin-Resistant Staphylococcus aureus - [CA-MRSA] (NRS384) (USA300)

Community Associated Methicillin-Resistant Staphylococcus aureus - [CA-MRSA] (NRS123) (USA400)

Enterobacter aerogenes

Enterobacter cloacae

Enterococcus faecalis - Vancomycin Resistant (VRE)

Escherichia coli¹

Fusobacterium necrophorum

Klebsiella pneumoniae¹

Legionella pneumophila

Listeria monocytogenes

Pasteurella multocida

Proteus mirabilis

Proteus vulgaris

Salmonella enteritidis

Salmonella typhi

Salmonella typhimurium

Serratia marcescens

Shigella flexneri

Shigella sonnei

Staphylococcus aureus -Methicillin resistant – (MRSA)

Staphylococcus aureus-Vancomycin Intermediate Resistant – (VISA)

Staphylococcus epidermidis²

Streptococcus faecalis¹

Streptococcus pyogenes [Strep]

¹ ATCC & antibiotic-resistant strain

² antibiotic-resistant strain only

(Viruses:)

*Adenovirus Type 4

*Adenovirus Type 7 - at 8 oz. per gallon

(Note for Reviewer: 8 oz. per gallon dilution disinfection directions must be used if Adenovirus Type 7 is listed on the label)

*Hepatitis B Virus (HBV)

*Hepatitis C Virus (HCV)

*Herpes Simplex Type 1

*Herpes Simplex Type 2

*Human coronavirus

*HIV-1 (AIDS virus)

*Influenza A / Hong Kong

(Note to supplemental registrant: if one of the following pathogens with ** are used must include statement "in association with the organism Influenza A/Hong Kong"

[Influenza**] [Influenza Virus**] [Flu**] [Flu Virus**]

[**in association with the organism Influenza A/ Hong Kong]

*Rotavirus [WA]

*Respiratory Syncytial Virus (RSV)

*Rubella (German Measles)

*SARS Associated Coronavirus [SARS] [cause of Severe Acute Respiratory Syndrome]

*Vaccinia [Pox virus]

(Animal viruses:)

*Avian Influenza (H5N1)

*Avian polyomavirus

*Canine distemper

*Feline leukemia

*Feline picornavirus

*Infectious bovine rhinotracheitis

*Infectious bronchitis (Avian IBV)

*Newcastle Disease

*Pseudorabies (PRV)

*Rabies

*Transmissible Gastroenteritis virus (TGE)

(Fungi:)

Aspergillus niger

Candida albicans

Trichophyton mentagrophytes [Athlete's Foot Fungus] [a cause of Ringworm] [a cause of Ringworm of the foot]]

(Note to reviewer: the following is considered optional marketing language.)

- Respiratory illnesses attributable to Pandemic 2009 H1N1 are caused by influenza A virus. This product (Product Name) is a broad-spectrum hard surface disinfectant that has been shown to be effective against (influenza A virus tested and listed on the label) and is expected to inactivate all influenza A viruses including Pandemic 2009 H1N1 (formerly called swine flu).
- This product has demonstrated effectiveness against influenza A virus and is expected to inactivate all influenza A viruses including Pandemic 2009 H1N1 influenza A virus.
- This product has demonstrated effectiveness against (influenza A virus tested and listed on the label) and is expected to inactivate all influenza A viruses including Pandemic 2009 H1N1 (formerly called swine flu).
- Kills Pandemic 2009 H1N1 influenza A virus (formerly called swine flu).
- Kills Pandemic 2009 H1N1 influenza A virus.

(Note to reviewer: The following is considered optional marketing language.)

(AREAS OF USE:)	
Use Formulation HWS-128 in:	
Airplanes	Mobile homes
Airports	Ships
Ambulances	Taxis
Boats	Trailers
Buses	Trains
Campers	Transportation terminals
Cars	Trucks (Box Trucks)
Emergency (Police) (EMS) (Fire) (Rescue) vehicles	

Kills (Effective against) (99.9% of) Influenza A that causes the flu.

(Note to reviewer. The following may be used only if the supplemental registrant has obtained an NSF listing. Allowed on back or side panel only.)




or

(NSF Listed)

(Insert 6-Digit NSF Listing Number here)

(Note to reviewer. The following may be used only if the supplemental registrant has obtained a Kosher Certification.)



(Any Kosher Symbol such as:)

(Kosher)

(Note to reviewer: The following is considered optional marketing language.)

(TYPES OF SURFACES:)	
Use Formulation HWS-128 on washable hard, nonporous surfaces of:	
Appliances, exteriors of	Sealed limestone
Bathroom fixtures	Sealed marble
Bathtubs (Fiberglass)	Sealed slate
Cabinets	Sealed stone
Cages	Sealed terra cotta
Chairs	Sealed terrazzo
Coils and drain pans of air conditioning and refrigeration equipment and heat pumps	Stainless steel
Conductive flooring	Upholstery, vinyl and plastic
Counters (countertops)	Woodwork, finished
Countertop laminates	
Desks	Non-critical medical device surfaces:
Doorknobs	Beds [Medical] [Hospital]
Floors	Bed frames
Garbage cans	Bed rails
Highchairs	Crutches
Kennel runs	Defibrillators
Microwave ovens, exteriors of	Gurneys
Outdoor furniture except cushions and wood frames	Non-critical [hospital] [medical] equipment surfaces
Refrigerators, exteriors of	[Medical] Examining tables
Refrigerated storage and display equipment	[Medical] [Hospital] Lamps
Telephones	[Medical] [Hospital] Scales
Other hard nonporous surfaces made of:	
Glazed ceramic	Resuscitators
Glazed enameled surfaces	Stands
Glazed porcelain	Stretchers
Laminated Surfaces	Stethoscopes
Metal	Walkers
Plastic (such as polystyrene or polypropylene)	Wheel chairs
Sealed granite	

(Note to reviewer: The following is considered optional marketing language.)

(AREAS OF USE:)

DIRECTIONS FOR USE

It is a violation of Federal law to use this product in a manner inconsistent with its labeling.

PELIGRO: SI NO PUEDE LEER EN INGLES, PREGUNTE A SU SUPERVISOR SOBRE LAS INSTRUCCIONES DE USO APROPIADAS ANTES DE TRABAJAR CON ESTE PRODUCTO.

DILUTION: 1:64 (660 ppm quat)	2 ounces per gallon of water
	4 ounces per 2 gallons of water
	8 ounces per 4 gallons of water
	10 ounces per 5 gallons of water
	12 ounces per 6 gallons of water

[To [remove] [insert] [the] [dispenser system name] container place hand securely under the container, slide release lever to the right and pull the container out]

(Note for reviewer: For labels that list medical premises and metal and / or stainless steel surfaces, one of the following statements must be used:)

This product is not to be used as a terminal sterilant / high level disinfectant on any surface or instrument that (1) is introduced directly into the human body, either into or in contact with the bloodstream or normally sterile areas of the body, or (2) contacts intact mucous membranes but which does not ordinarily penetrate the blood barrier or otherwise enter normally sterile areas of the body. This product may be used to pre-clean or decontaminate critical or semi-critical devices prior to sterilization or high-level disinfection.

(or)

This product is not for use on medical device surfaces.

DISINFECTION / CLEANING / DEODORIZING DIRECTIONS: Remove heavy soil deposits from surface, then thoroughly wet surface with a use-solution of 2 ounces of the concentrate per gallon of water. (Use 8 oz per gallon of water to kill Adenovirus Type 7). The use-solution can be applied with a cloth, mop, sponge, or coarse spray or by soaking. For sprayer applications, use a coarse spray device. Spray 6-8 inches from the surface, rub with a brush, cloth or sponge. Do not breathe spray. Let solution remain on surface for a minimum of 10 minutes. Rinse or allow to air dry. Rinsing of floors is not necessary unless they are to be waxed or polished.

(Note for reviewer: One of the following statements must be used:)

Food contact surfaces must be thoroughly rinsed with potable water. This product must not be used to clean the following food contact surfaces: utensils, glassware and dishes.

(or)

This product is not for use on food contact surfaces.

(Note to reviewer: one of the following two statements will be used:)

BACTERICIDAL STABILITY OF USE-DILUTION: Tests confirm that Formulation HWS-64, when diluted in 400 ppm hard water (via use of automatic dispensing devices), remains effective against *Pseudomonas aeruginosa*, *Staphylococcus aureus* and *Salmonella enterica* for (up to 7 days) (for up to one week) (for up to one month) (for up to 2 months) (for up to 3 months) (up to 4 months) (up to 5 months) (up to 6 months) (up to 7 months) (up to 8 months) (up to 9 months) (up to 10 months) (up to 11 months) (up to 12 months) (up to one year) when stored in a sealed container such as a spray bottle. If product becomes visibly dirty or contaminated, the use-dilution must be discarded and fresh product prepared. Always use clean, properly labeled containers when diluting this product. Bactericidal stability of the use-dilution does not apply to open containers such as buckets or pails.

(or)

Prepare a fresh use-solution daily or more often if the solution becomes visibly dirty or diluted.

TOILET BOWLS [/ URINALS]: Swab bowl with brush to remove heavy soil prior to cleaning or disinfecting. Clean by applying use-solution around the bowl and up under the rim. Stubborn stains may require brushing. To disinfect, first preclean to remove heavy soil, then remove or expel over the inner trap the residual bowl water. Pour in three ounces of the diluted solution. Swab the bowl completely using a scrub brush or mop, making sure to get under rim. Let stand for 10 minutes or overnight, then flush.

FUNGICIDAL DIRECTIONS:

For use in areas such as locker rooms, dressing rooms, shower and bath areas and exercise facilities follow disinfection directions.

MILDEWSTATIC INSTRUCTIONS: Will effectively control the growth of mold and mildew, plus the odors caused by them when applied to hard, nonporous surfaces such as walls, floors and table tops. Apply use-solution of 2 ounces per gallon of water with a cloth, mop, sponge or coarse spray. Make sure to wet all surfaces completely. Let air dry. Repeat application weekly or when growth reappears.

To control the growth of mold and mildew on large inflatable non-porous plastic and rubber structures (animals, promotional items, moonwalks, obstacle course play and exercise equipment): Thoroughly clean all surfaces with soap or detergent and rinse with water. Saturate surfaces with a use solution of 2 ounces per gallon of water with a cloth, mop, sponge, or coarse spray. Make sure to wet all surfaces completely. Let air dry. Repeat application weekly or when growth reappears. Ventilate buildings and enclosed spaces. Do not use equipment until treatment has been absorbed, set or dried.

CLEANING AND DISINFECTING HARD NONPOROUS SURFACES ON PERSONAL PROTECTIVE EQUIPMENT (RESPIRATORS):

Preclean equipment if heavily soiled to ensure proper surface contact. Add 2 oz. of Formulation HWS-64 to one gallon of water. (Use 8 oz per gallon of water to kill Adenovirus Type 7). Gently mix for a uniform solution. Apply solution to hard, nonporous surfaces of the respirator with a brush, coarse spray device, sponge, or by immersion. Thoroughly wet all surfaces to be disinfected. Treated surfaces must remain wet for 10 minutes. Remove excess solution from equipment prior to storage. Comply with all OSHA regulations for cleaning respiratory protection equipment (29 CFR §1910.134).

***KILLS HIV-1 (AIDS VIRUS) AND HBV (HEPATITIS B VIRUS) AND HCV (HEPATITIS C VIRUS) ON PRECLEANED, ENVIRONMENTAL SURFACES / OBJECTS PREVIOUSLY SOILED WITH BLOOD / BODY FLUIDS** in health care settings or other settings in which there is an expected likelihood of soiling of inanimate surfaces/objects with blood / body fluids, and in which the surfaces / objects likely to be soiled with blood / body fluids can be associated with the potential for transmission of Human Immunodeficiency Virus Type I (HIV-1) (associated with AIDS) or Hepatitis B Virus (HBV) or Hepatitis C Virus (HCV).


SPECIAL INSTRUCTIONS FOR CLEANING AND DECONTAMINATION AGAINST HIV-1 (AIDS VIRUS) OR HBV OR HCV OF SURFACES / OBJECTS SOILED WITH BLOOD / BODY FLUIDS:

Personal Protection: Disposable protective gloves, gowns, face masks and eye coverings, as appropriate, must be worn during all cleaning of blood / body fluids and during decontamination procedures.

Cleaning Procedures: Blood / body fluids must be thoroughly cleaned from surfaces / objects before application of disinfectant.

Contact Time: HIV-1 (AIDS virus) is inactivated after a contact time of 4 minutes at 25°C (77°F) (room temperature). HBV and HCV are inactivated after a 10 minute contact time. Use a 10-minute contact time for other viruses, fungi and bacteria listed.

Disposal of Infectious Materials: Blood / body fluids should be autoclaved and disposed of according to federal, state and local regulations for infectious waste disposal.



SALON (BARBER) INSTRUMENTS AND TOOLS DISINFECTION (BACTERICIDE) / VIRUCIDE / FUNGICIDE DIRECTIONS:


Mix 2 oz. of Formulation HWS-64 per gallon of water (or equivalent dilution) to disinfect hard, nonporous instruments and tools. (Use 8 oz per gallon of water to kill Adenovirus Type 7). Completely immerse combs, brushes, rollers, razors, scissors, blades, manicure and other salon instruments and tools for 10 minutes. For heavily soiled instruments and tools, a preliminary cleaning is required. Rinse thoroughly and dry before use. Prepare a fresh solution daily or more often if the solution becomes visibly diluted, cloudy or soiled.

Note: Plastics may (can) remain immersed until ready to use. Stainless steel shears and instruments must be removed after 10 minutes, rinsed, dried and kept in a clean, non-contaminated receptacle. Prolonged soaking may cause damage to metal instruments.

DISINFECTION OF HARD, NON-POROUS SURFACES IN FOOTBATHS

To remove body oils, dead tissue, soil and all other buildups or organic matter on inanimate surfaces after using the footbath, drain the water and thoroughly clean all hard, non-porous surfaces with soap or detergent, then rinse with water. Saturate surfaces with a use solution of 2 oz. per gallon of water (or equivalent use dilution) to exposed surfaces with a cloth, mop, sponge or sprayer. (Use 8 oz per gallon of water to kill Adenovirus Type 7). For spray applications, use a coarse spray device. Do not breathe spray. Brush or swab thoroughly and allow solution to stand for 10 minutes. After the unit has been thoroughly disinfected, rinse all surfaces with fresh water. Do not use equipment until treatment has been absorbed, set or dried.

CLEANSING OF BODY SURFACES AND BODY ORIFICES OF HUMAN REMAINS: This product removes body secretions, soil, and blood, along with their accompanying malodor, from the surfaces and orifices of human remains. Using a sponge or washcloth, bathe the entire body with a use-solution of 2 ounces per gallon of water. (Use 8 oz per gallon of water to kill Adenovirus Type 7). A soft handbrush may be employed on surfaces other than the face. Use fresh solution for each (cadaver) remains or when solution becomes visibly dirty or diluted.



FARM PREMISE, LIVESTOCK, POULTRY & TURKEY HOUSE DISINFECTANT

DILUTION: 1:64 2 ounces per gallon of water

(Use 8 oz per gallon of water to kill Adenovirus Type 7).

1. Remove all animals and feeds from premises, trucks, coops, crates and enclosures.
2. Remove all litter and manure from floors, walls, and surfaces of barns, pens, stalls, chutes, vehicles, and other facilities and fixtures occupied or traversed by animals.
3. Empty all troughs, racks, and other feeding and watering appliances.
4. Thoroughly clean all surfaces with soap or detergent, then rinse with water.
5. Saturate all surfaces with the disinfecting solution for a period of 10 minutes.
6. Immerse all halters, ropes, and other types of equipment used in handling and restraining animals, as well as forks, shovels and scrapers used for removing litter and manure.
7. Ventilate buildings, coops, cars, trucks, boats and other closed spaces. Do not house animals or employ equipment until treatment has been absorbed, set or dried.
8. After treatment with disinfectant, thoroughly scrub feed racks, troughs, automatic feeders, fountains and waterers with soap or detergent, then rinse with potable water before reuse.

1 2 3 4 5 6 7 8 9 10 11 12 13 14 15 16 17 18 19 20 21 22 23 24 25 26 27 28 29 30 31 32 33 34 35 36 37 38 39 40 41 42 43 44 45 46 47 48 49 50 51 52 53 54 55 56 57 58 59 60 61 62 63 64 65 66 67 68 69 70 71 72 73 74 75 76 77 78 79 80 81 82 83 84 85 86 87 88 89 90 91 92 93 94 95 96 97 98 99 100 101 102 103 104 105 106 107 108 109 110 111 112 113 114 115 116 117 118 119 120 121 122 123 124 125 126 127 128 129 130 131 132 133 134 135 136 137 138 139 140 141 142 143 144 145 146 147 148 149 150 151 152 153 154 155 156 157 158 159 160 161 162 163 164 165 166 167 168 169 170 171 172 173 174 175 176 177 178 179 180 181 182 183 184 185 186 187 188 189 190 191 192 193 194 195 196 197 198 199 200 201 202 203 204 205 206 207 208 209 210 211 212 213 214 215 216 217 218 219 220 221 222 223 224 225 226 227 228 229 230 231 232 233 234 235 236 237 238 239 240 241 242 243 244 245 246 247 248 249 250 251 252 253 254 255 256 257 258 259 260 261 262 263 264 265 266 267 268 269 270 271 272 273 274 275 276 277 278 279 280 281 282 283 284 285 286 287 288 289 290 291 292 293 294 295 296 297 298 299 300 301 302 303 304 305 306 307 308 309 310 311 312 313 314 315 316 317 318 319 320 321 322 323 324 325 326 327 328 329 330 331 332 333 334 335 336 337 338 339 340 341 342 343 344 345 346 347 348 349 350 351 352 353 354 355 356 357 358 359 360 361 362 363 364 365 366 367 368 369 370 371 372 373 374 375 376 377 378 379 380 381 382 383 384 385 386 387 388 389 390 391 392 393 394 395 396 397 398 399 400 401 402 403 404 405 406 407 408 409 410 411 412 413 414 415 416 417 418 419 420 421 422 423 424 425 426 427 428 429 430 431 432 433 434 435 436 437 438 439 440 441 442 443 444 445 446 447 448 449 450 451 452 453 454 455 456 457 458 459 460 461 462 463 464 465 466 467 468 469 470 471 472 473 474 475 476 477 478 479 480 481 482 483 484 485 486 487 488 489 490 491 492 493 494 495 496 497 498 499 500 501 502 503 504 505 506 507 508 509 510 511 512 513 514 515 516 517 518 519 520 521 522 523 524 525 526 527 528 529 530 531 532 533 534 535 536 537 538 539 540 541 542 543 544 545 546 547 548 549 550 551 552 553 554 555 556 557 558 559 560 561 562 563 564 565 566 567 568 569 570 571 572 573 574 575 576 577 578 579 580 581 582 583 584 585 586 587 588 589 590 591 592 593 594 595 596 597 598 599 600 601 602 603 604 605 606 607 608 609 610 611 612 613 614 615 616 617 618 619 620 621 622 623 624 625 626 627 628 629 630 631 632 633 634 635 636 637 638 639 640 641 642 643 644 645 646 647 648 649 650 651 652 653 654 655 656 657 658 659 660 661 662 663 664 665 666 667 668 669 670 671 672 673 674 675 676 677 678 679 680 681 682 683 684 685 686 687 688 689 690 691 692 693 694 695 696 697 698 699 700 701 702 703 704 705 706 707 708 709 710 711 712 713 714 715 716 717 718 719 720 721 722 723 724 725 726 727 728 729 730 731 732 733 734 735 736 737 738 739 740 741 742 743 744 745 746 747 748 749 750 751 752 753 754 755 756 757 758 759 760 761 762 763 764 765 766 767 768 769 770 771 772 773 774 775 776 777 778 779 780 781 782 783 784 785 786 787 788 789 790 791 792 793 794 795 796 797 798 799 800 801 802 803 804 805 806 807 808 809 810 811 812 813 814 815 816 817 818 819 820 821 822 823 824 825 826 827 828 829 830 831 832 833 834 835 836 837 838 839 840 841 842 843 844 845 846 847 848 849 850 851 852 853 854 855 856 857 858 859 860 861 862 863 864 865 866 867 868 869 870 871 872 873 874 875 876 877 878 879 880 881 882 883 884 885 886 887 888 889 890 891 892 893 894 895 896 897 898 899 900 901 902 903 904 905 906 907 908 909 910 911 912 913 914 915 916 917 918 919 920 921 922 923 924 925 926 927 928 929 930 931 932 933 934 935 936 937 938 939 940 941 942 943 944 945 946 947 948 949 950 951 952 953 954 955 956 957 958 959 960 961 962 963 964 965 966 967 968 969 970 971 972 973 974 975 976 977 978 979 980 981 982 983 984 985 986 987 988 989 990 991 992 993 994 995 996 997 998 999 1000 1001 1002 1003 1004 1005 1006 1007 1008 1009 1010 1011 1012 1013 1014 1015 1016 1017 1018 1019 1020 1021 1022 1023 1024 1025 1026 1027 1028 1029 1030 1031 1032 1033 1034 1035 1036 1037 1038 1039 104

3 3 3 3 3
 1 2 3
 2 3
 3 3 3 3 3 3
 2 3 3
 3 3 3 3 3
 1 2 3 3 3
 3 3 3 3 3


VETERINARY PRACTICE / ANIMAL CARE / ANIMAL LABORATORY / ZOOS / PET SHOP / KENNELS DISINFECTION DIRECTIONS:

For cleaning and disinfecting hard nonporous surfaces: equipment used for animal food or water, utensils, instruments, cages, kennels, stables, catteries, etc. Remove all animals and feeds from premises, animal transportation vehicles, crates, etc. Remove all litter, droppings and manure from floors, walls and surfaces of facilities occupied or traversed by animals. Empty all feeding and watering appliances. Thoroughly clean all surfaces with soap or detergent and rinse with water. Saturate surfaces with a use-solution of 2 oz. of **FORMULATION HWS-64** per gallon of water (*or equivalent dilution*) for a period of 10 minutes. (Use 8 oz per gallon of water to kill Adenovirus Type 7). Immerse all animal handling and restraining equipment as well as forks, shovels and scrapers used to remove litter and manure. Wipe or allow to air dry. Ventilate buildings and other closed spaces. Thoroughly scrub all treated surfaces that come into contact with food, including equipment used for feeding or watering, with soap or detergent and rinse with potable water before reuse. Do not house animals or employ equipment until treatment has been absorbed, set or dried.

For Heavy Duty Cleaning and / or Odor Control: When greater cleaning is desired, use 4 - 8 oz. of Formulation HWS-64 per gallon of water. Heavily soiled areas may require repeated cleaning before treatment.

CITRUS CANKER DISEASE CONTROL

For prevention of Citrus Canker Disease through treatment of equipment. Effective against *Xanthomonas axonopodis* pv. *citri* (Citrus Canker Disease) at 2000 ppm active quat. Treatments can be applied to trucks, attached trailers, and field equipment including cargo area, wheels, tires, undercarriage, hood, roof, fenders, and any other hard nonporous equipment taken into infested areas. Saturate surfaces with a 1:21 use-dilution (24¼ oz. per 4 gallons of deionized water) (*or equivalent dilution*) (2000 ppm active quat) for a period of 10 minutes. Allow to air dry. All surfaces that come in contact with food or crop must be rinsed with potable water before reuse. To prevent the spread of Citrus Canker Disease by this artificial means of transportation, treatments are made by trigger spraying, dipping or brushing. Thoroughly rinse or launder clothing before reuse. Rinse footwear before reuse.



Formulation HWS-64 is effective at eliminating odors on porous surfaces such as drapes, carpets, bedding, shower curtains and non-porous surfaces such as walls and floors. Excellent for fire restoration.

Other suggested Uses: Homes, Veterinary Clinics, Fish Markets, Kennels, Trash Compactors, Offices, Beauty Salons, Locker Rooms, Health Spas, Conference rooms, Elevators, Smoking Areas, Lounges, Day Care Centers, Dry Cleaners, Theaters, Farms, Auditoriums and Churches.

Deodorizing directions:

Nursing Homes, Hospitals, Hotels, Schools, Restaurants: Using 2 oz. in chemical toilets, waste receptacles, bed pans, drainage bottles, diaper pails, hampers, disposals, commodes and air conditioner pans will eliminate odors.

Mopping Solutions, Automatic Scrubbers: Use 2 oz. per gallon of cleaning solution to eliminate undesirable odors.

Laundry: 2 oz. per load added during the final rinse cycle deodorizes all offensive odors.

Air Freshener/Automotive Uses: 8 oz. per gallon of water will effectively neutralize damp musty odors caused by mildew in storage areas, basements, closets and bathrooms. Effective on smoking and cooking odors (garlic, fish, onions, etc.). Automobile odors from tobacco, musty carpet smell and beverage smells will be eliminated.

Carpets: 2 oz. per gallon of shampoo solution eliminates odors associated with urine, vomit, smoke, and mildew. Reapply after cleaning for freshening effects. Allow to dry.

RV Holding Tanks: Toilet waste: cover bottom of holding tank with water and add 2 oz. If odors return before time to empty, simply add 2 oz. to the tank. Kitchen waste: 2 oz. of **Formulation HWS-64** to gray water tank as needed to control malodors created by dirty dish water.

Pet Odors: Use 8 - 12 oz. per gallon of water for urine, feces, and vomit, in carpet and upholstery. Clean prior to application then spray onto affected areas. Test hidden area for colorfastness. Allow 10 minutes contact time. Then blot with clean cloth. Allow to dry. Also effective on pet bedding and litter boxes.

Sewage Backup, Water, Smoke Damage: Use 2 - 4 oz. per gallon of water. Spray over affected areas before and after cleaning and extraction. Allow ten minutes contact time. Use proper ventilation; open windows.

Cleaning Solution: Dilute 2 oz. per gallon of water for cleaning of kitchen counters, tables, walls, bathrooms, toilet seats, mopping floors and large routine applications.


WATER, SMOKE DAMAGE RESTORATION AGAINST ODOR-CAUSING BACTERIA AND FUNGI FOR HOME, INSTITUTIONAL, INDUSTRIAL AND HOSPITAL USE:

This product is particularly suitable for use in water damage restoration situations against odor causing bacteria on the following porous and semi-porous materials: carpets, carpet cushions, subfloors, drywall, concrete, brick, trim and frame lumber, tackless strip and paneling. Using appropriate dilution, saturate the affected materials with enough product to remain wet for at least 10 minutes.

Sewer Backup and River Flooding: During mitigation procedures, dilute 2 oz. of the concentrate per gallon of water, allowing for the diluting effect of absorbed water within saturated materials. Remove gross filth or heavy soil along with non-salvageable materials. Saturate all affected areas with a coarse spray device before and after cleaning and extraction.

Carpets, Carpet Cushions and Other Porous Materials such as Subfloors, Drywall, Concrete, Brick, Trim and Frame Lumber, Tackless Strip and Paneling: For water damage from a clean source, extract excess water. Test hidden area for colorfastness. Dilute 2 oz. of the concentrate per gallon of water, allowing for the diluting effect of absorbed water within saturated materials. Remove gross filth or heavy soil. Saturate all affected areas with a coarse spray device. Roll, brush or agitate into the materials and allow materials to remain wet for 10 minutes. Follow with a thorough extraction. Dry rapidly and thoroughly.

Special instructions For Cleaning Carpet Against Odor Causing Bacteria: Use this product in industrial and institutional areas such as homes, motels, hotels, nursing homes, schools, and hospitals. Use on wet-cleanable synthetic fibers. Do not use on wool. Vacuum carpet thoroughly prior to cleaning. Test fabric for colorfastness. **For portable extraction units:** Mix 2 oz. of concentrate per gallon of water. **For truck mounted extraction machines:** Mix 2 – 4 oz. of concentrate per gallon of water and meter at 4 gallons per hour. **For rotary floor machines:** Mix 2 oz. of concentrate per gallon of water and apply at the rate of 300 – 500 sq. ft. per gallon. Do not mix this product with other cleaning products. Follow the cleaning procedures specified by the manufacturer of the cleaning equipment. After using the product, set the carpet pile and protect the carpet from furniture legs and bases while drying. Do not over-wet. If applied to stain resistant nylon carpet, apply a fabric protector according to the manufacturer's directions.



220f27

Store in original container in areas inaccessible to children.

(or)

Nonrefillable container. Do not reuse or refill this container. Wrap [container] and put in trash or offer for reconditioning if appropriate.

(NOTE TO REVIEWER: LANGUAGE IN () IS OPTIONAL OR INTERCHANGEABLE)

PAGE 19 OF 23

(Note to reviewer: For Nonrefillable Containers, Container is one gallon or less, Label has **any uses other than** Household and Residential)

STORAGE AND DISPOSAL

Store in original container in areas inaccessible to children.

Nonrefillable container. Do not reuse or refill this container. Clean container promptly after emptying. Triple rinse as follows: Fill container ¼ full with water and reclose the container. Agitate vigorously and dispose of rinsate. Repeat two more times. Wrap [container] and put in trash or offer for recycling if available.

(or)

Nonrefillable container. Do not reuse or refill this container. Clean container promptly after emptying. Triple rinse as follows: Fill container ¼ full with water and reclose the container. Agitate vigorously and dispose of rinsate. Repeat two more times. Wrap [container] and put in trash or offer for reconditioning if appropriate

FORMULATION HWS-64
EPA REG. NO. 47371-131

(NOTE TO REVIEWER: LANGUAGE IN () IS OPTIONAL OR INTERCHANGEABLE)

EPA Stamped 5-7-08 with 12-5-08 Notification. DRAFT 11-2-09

PAGE 20 OF 23

(Note to reviewer: For Nonrefillable Containers, Container is over one gallon.)

STORAGE AND DISPOSAL

Do not contaminate water, food or feed by storage or disposal.

Pesticide Storage:

Store in original container in areas inaccessible to children. Open dumping is prohibited.

Pesticide Disposal:

Pesticide wastes are acutely hazardous. Improper disposal of excess pesticide, spray mixture or rinsate is a violation of Federal Law. If these wastes cannot be disposed of by use according to label instructions, contact your State Pesticide or Environmental Control Agency, or the Hazardous Waste representative at the nearest EPA Regional Office for guidance.

Container Disposal:

Nonrefillable container. Do not reuse or refill this container. Clean container promptly after emptying.

(Plastic Containers:) Then offer for recycling if available or puncture and dispose in sanitary landfill or by other procedures approved by state and local authorities. Triple rinse as follows: Fill container ¼ full with water and reclose the container. Agitate vigorously, and dispose of rinsate consistent with pesticide disposal instructions. Repeat two more times. If not tripled rinsed, these containers are acute hazardous wastes and must be disposed in accordance with local, state, and federal regulations.

(Metal Containers:) Then offer for recycling if available or puncture and dispose in sanitary landfill or by other procedures approved by state and local authorities. Triple rinse as follows: Fill container $\frac{1}{4}$ full with water and reclose the container. Agitate vigorously, and dispose of rinsate consistent with pesticide disposal instructions. Repeat two more times. If not tripled rinsed, these containers are acute hazardous wastes and must be disposed in accordance with local, state, and federal regulations. DO NOT cut or weld metal containers.

(For Bag in Box Containers:) Then offer for recycling if available or dispose of in a sanitary landfill, or by incineration, or by other procedures allowed by state and local authorities.

[illegible]

(Note to reviewer: For Refillable Containers, Container is over one gallon.)

STORAGE AND DISPOSAL

Do not contaminate water, food or feed by storage or disposal. . Refillable container. Refill this container with [*this product*] only. Do not reuse this container for any other purpose. Cleaning before refilling is the responsibility of the refiller.

Pesticide Storage:

Store in original container in areas inaccessible to children. Open dumping is prohibited.

Pesticide Disposal:

Pesticide wastes are acutely hazardous. Improper disposal of excess pesticide, spray mixture or rinsate is a violation of Federal Law. If these wastes cannot be disposed of by use according to label instructions, contact your State Pesticide or Environmental Control Agency, or the Hazardous Waste representative at the nearest EPA Regional Office for guidance.

FINAL CONTAINER DISPOSAL

Clean container promptly after emptying. Cleaning the container before final disposal is the responsibility of the person disposing of the container

(Plastic or Metal Containers:) To clean the container before final disposal empty remaining contents from container for use according to use directions and triple rinse promptly after emptying. Triple rinse as follows: Fill container $\frac{1}{4}$ full with water and reclose the container. Agitate vigorously, and dispose of rinsate consistent with pesticide disposal instructions. Repeat two more times.

FORMULATION HWS-64
EPA REG. NO. 47371-131
EPA Stamped 5-7-08 with

(NOTE TO REVIEWER: LANGUAGE IN () IS OPTIONAL OR INTERCHANGEABLE)

PAGE 22 OF 23

SECONDARY CONTAINER LABEL

(Note to reviewer: This secondary container label will be used only when the product is diluted in accordance with the use directions)

FORMULATION HWS-64

(EPA Reg. No. 47371-131)

Active Ingredients:

Didecyl dimethyl ammonium chloride.....	2.54%
n-Alkyl (C ₁₄ 50%, C ₁₂ 40%, C ₁₆ 10%)	
dimethyl benzyl ammonium chloride.....	1.69%
Inert Ingredients:.....	<u>95.77%</u>
Total:	100.00%

The product in this container is diluted as directed on the pesticide product label.

KEEP OUT OF REACH OF CHILDREN

CAUTION

PRECAUTIONARY STATEMENTS

HAZARDS TO HUMANS AND DOMESTIC ANIMALS

CAUTION: Harmful if inhaled or absorbed through the skin. Causes moderate eye irritation. Avoid contact with skin, eyes or clothing. Avoid breathing vapor or spray mist. Wash thoroughly with soap and water after handling and before eating, drinking, chewing gum, using tobacco or using the restroom. Remove and wash contaminated clothing before reuse.

Follow the directions for use on the pesticide label when applying this product

(For Bag-in-Box Containers:)

For Bag – In – Box Containers:

How to use this package:

This package is designed to be used with dilution control systems only. Open package and connect to dispense according to directions on box top.

Trigger Sprayers:

Fill bottle from dispenser.

Apply to surfaces as specified in directions above.

Mop Buckets:

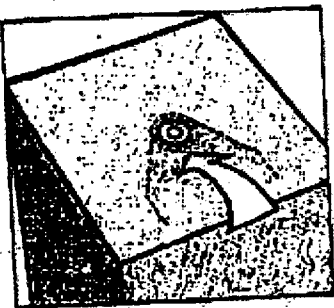
Fill bucket from dispenser.

Set up "Wet Floor" signs.

Mop floor surface as specified in directions above

OPENING INSTRUCTIONS

1. Position box with perforation up.
2. Press in circle.
3. Lift flap/ear along perforation.
4. Retrieve fitting on bag.
5. Remove clear dust-cap from bag fitting.
6. Twist dispenser connector onto bag fitting.
7. Place bag-in-box into position on dispenser shelf.
8. Close dispenser (if applicable).



INSTRUCCIONES PARA ABRIR

1. Ponga la caja con la perforación hacia arriba.
2. Empuje el círculo hacia adentro.
3. Levante la pestana arrancándola de la caja a lo largo de la perforación.
4. Saque el adaptador que está en la bolsa.
5. Quite la tapa transparente con el polvo que tiene el adaptador de la bolsa.
6. Enrosque el conector dispensador al adaptador.
7. Ponga la "bag-in-box" (bolsa en caja) en posición en el mostrador de despacho.
8. Cierre el dispensador (si corresponde).