

47371-36

1  
13

SEP 14 2011

Joanna Holcombe  
Sr. Commercial Regulatory Services Associate  
Lonza inc.  
90 Boroline Road  
Allendale, NJ 07401

Subject: HS-867Q  
EPA Reg. No. 47371-36  
Application Dated: Aug 15, 2011  
Receipt Date: Aug 16, 2011

Dear Joanna Holcombe

The following notification submitted in connection with registration under the provisions of PR Notice 98-10, Federal Insecticide, Fungicide, and Rodenticide Act (FIFRA) section 3(c)9. is acceptable.

**Proposed Amendment**


Adding Omitted Storage and Disposal Directions.

**Comments**

Based on a review of the material submitted, the following comments apply: This application for notification to add the omitted storage and disposal directions is acceptable. A copy has been placed in our records for future reference.

Should you have any questions or comments concerning this letter, please contact Velma Noble at (703) 308-6233.

Sincerely,



Velma Noble  
Product Manager (31)  
Regulatory Management Branch1  
Antimicrobial Division (7510P)

**CONCURRENCES**

SYMBOL							
SURNAME							
DATE							

<b>EPA</b> United States Environmental Protection Agency Washington, DC 20460	<input type="checkbox"/> Registration <input type="checkbox"/> Amendment <input checked="" type="checkbox"/> Other	OPP Identifier Number
	Application for Pesticide - Section I	

1. Company/Product Number <b>47371-36</b>	2. EPA Product Manager <b>Velma Noble</b>	3. Proposed Classification  <input checked="" type="checkbox"/> None <input type="checkbox"/> Restricted
4. Company/Product (Name) <b>HS-867Q</b>	PM# <b>31</b>	
5. Name and Address of Applicant (Include ZIP Code) <b>H&amp;S Chemicals Division c/o Lonza Inc. 90 Boroline Road Allendale, NJ 07401</b>		6. <b>Expedited Review.</b> In accordance with FIFRA Section 3(c)(3)(b)(I), my product is similar or identical in composition and labeling to:  EPA Reg. No. Product Name
<input type="checkbox"/> Check if this is a new address		

**Section - II**

<input type="checkbox"/> Amendment - Explain below.	<input type="checkbox"/> Final printed labels in response to Agency letter dated _____
<input type="checkbox"/> Resubmission in response to Agency letter dated _____	<input type="checkbox"/> "Me Too" Application
<input checked="" type="checkbox"/> Notification - Explain below.	<input type="checkbox"/> Other - Explain below

**Explanation:** Use additional page(s) if necessary. (For Section I and Section II.)  
**\*Not Subject to PRIA\***

**Label Notification to add language inadvertently left off the storage and disposal for nonrefillable sealed containers.**

This notification is consistent with the provisions of PR-Notice 98-10 and EPA regulations at 40 CFR 152.46, and no other changes have been made to the labeling or the confidential statement of formula of this product. I understand that it is a violation of 18 U.S.C. Sec. 1001 to willfully make any false statement to EPA. I further understand that if this notification is not consistent with the terms of PR Notice 98-10 and 40 CFR 152.46, this product may be in violation of FIFRA and I may be subject to enforcement action and penalties under sections 12 and 14 of FIFRA.

Signature: Joanna Holcombe Date: 8-15-11

**Section - III**

1. Material This Product Will Be Packaged In:				2. Type of Container	
Child-Resistant Packaging <input type="checkbox"/> Yes* <input checked="" type="checkbox"/> No <i>*Certification must be submitted</i>	Unit Packaging <input type="checkbox"/> Yes <input checked="" type="checkbox"/> No		Water Soluble Packaging <input type="checkbox"/> Yes <input checked="" type="checkbox"/> No		<input checked="" type="checkbox"/> Metal <input checked="" type="checkbox"/> Plastic <input type="checkbox"/> Glass <input type="checkbox"/> Paper <input type="checkbox"/> Other (Specify)
	If "Yes" Unit Packaging wgt.	No. per container	If "Yes" Package wgt.	No. per container	
3. Location of Net Contents Information <input checked="" type="checkbox"/> Label <input checked="" type="checkbox"/> Container		4. Size(s) Retail Container <b>1 oz. to bulk</b>		5. Location of Label Directions <input checked="" type="checkbox"/> On Label <input checked="" type="checkbox"/> On labeling accompanying product	
6. Manner in Which Label is Affixed to Product <input checked="" type="checkbox"/> Lithograph <input type="checkbox"/> Other _____ <input checked="" type="checkbox"/> Paper glued <input checked="" type="checkbox"/> Stenciled					

**Section - IV**

1. Contact Point (Complete items directly below for identification of individual to be contacted, if necessary, to process this application)					
Name <b>Joanna Holcombe</b>		Title <b>Sr. Commercial Regulatory Services Associate</b>		Telephone No. (Include Area Code) <b>201-316-9297</b>	
Certification I certify that the statements I have made on this form and all attachments thereto are true, accurate and complete. I acknowledge that any knowingly false or misleading statement may be punishable by fine or imprisonment or both under applicable law.					6. Date Application Received  (Stamped)
2. Signature <i>Joanna Holcombe</i>		3. Title <b>Sr. Commercial Regulatory Services Associate</b>			
4. Typed Name <b>Joanna Holcombe</b>		5. Date <b>8-15-11</b>			

Via FedEx

Ms. Velma Noble, PM-31  
Document Processing Desk (PRN)  
Office of Pesticide Programs (7504P)  
US Environmental Protection Agency  
Room S-4900, One Potomac Yard  
2227 S. Crystal Drive  
Arlington, VA 22202

Lonza Inc  
Allendale  
90 Boroline Road  
Allendale, NJ 07401, USA

**Joanna Holcombe**  
Lonza Life Science Ingredients  
Commercial Regulatory Services

Tel 201-316-9297  
Fax 201-696-3470  
joanna.holcombe@lonza.com

August 15, 2011

**SUBJECT: H&S Chemicals Division c/o Lonza, Inc.  
HS-867Q, EPA Reg. No. 47371-36  
Application for Label Notification**

Dear Ms. Noble:


I am submitting an application to add language inadvertently left off of the sealed container storage and disposal section. Please find the enclosed documents in support of this notification:

- Application for Notification;
- One copy of the proposed label with changes highlighted.

If you have any questions or need any additional information, please feel free to contact me at 201-316-9297.

Sincerely,  
Lonza Inc.

Joanna Holcombe  
Sr. Commercial Regulatory Services Associate



# HS-867Q

## One-Step Germicidal Cleaner and Deodorant

DISINFECTANT	PSEUDOMONACIDAL
STAPHYLOCIDAL	SALMONELLACIDAL
BACTERICIDAL	FUNGICIDAL
MILDEWSTATIC	*VIRUCIDAL

FLORAL / CITRUS / FRESH / CLEAN / LEMON / PINE / MINT  
[scent] [fragrance] [odor] [scented]

Active Ingredients:

Didecyl dimethyl ammonium chloride.....	0.94%
n-Alkyl (C14 50%, C12 40%, C16 10%) dimethyl benzyl ammonium chloride.....	0.62%
Other Ingredients: .....	98.44%
Total	100.00%

**KEEP OUT OF REACH OF CHILDREN**

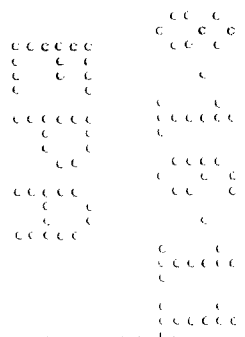
## WARNING [AVISO]

EPA Reg. No. 47371-36  
EPA Est. No. (insert EPA Est. No. here)  
Net Contents (as indicated on container)

**NOTIFICATION**  
Date Reviewed: 9/14/11  
Reviewed By: NOBLE

[DOT symbols]  
[Country of origin (insert country)]  
[Manufactured in (insert country)]  
[BARCODE]

H&S CHEMICALS DIVISION  
c/o Lonza Inc.  
90 Boroline Road  
Allendale, NJ 07401



**PRECAUTIONARY STATEMENTS**

**HAZARDS TO HUMANS AND DOMESTIC ANIMALS**

**WARNING.** Causes substantial but temporary eye injury. Harmful if absorbed through the skin. Do not get in eyes or on clothing. Wear protective eyewear (goggles, face shield or safety glasses.) Remove contaminated clothing and wash before reuse. Avoid contact with skin. Wash thoroughly with soap and water after handling.

**FIRST AID**

**IF IN EYES:** Hold eye open and rinse slowly and gently with water for 15-20 minutes. Remove contact lenses, if present, after first 5 minutes, then continue rinsing eye.

**IF ON SKIN OR CLOTHING:** Take off contaminated clothing. Rinse skin immediately with plenty of water for 15-20 minutes.

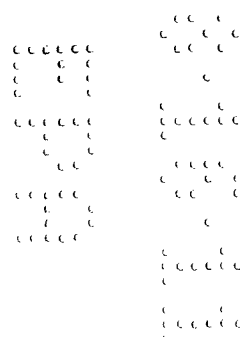
**IF SWALLOWED:** Call a poison control center or doctor immediately for treatment advice. Have person sip a glass of water if able to swallow. Do not induce vomiting unless told to do so by a poison control center or doctor. Do not give anything by mouth to an unconscious person.

Call a poison control center or doctor for treatment advice. Have the product container or label with you when calling poison control center or doctor or going for treatment.

*{If container size is 5 gallons or larger, use the following Environmental Hazards statement:}*

**ENVIRONMENTAL HAZARDS**

Do not discharge effluent containing this product into lakes, streams, ponds, estuaries, oceans, or other waters unless in accordance with the requirements of a National Pollutant Discharge Elimination System (NPDES) permit and the permitting authority has been notified in writing prior to discharge. Do not discharge effluent containing this product to sewer systems without previously notifying the local sewage treatment plant authority. For guidance contact your State Water Board or Regional Office of the EPA.



{Note to reviewer: the following is considered optional marketing language:}

A multi-purpose, germicidal detergent effective in the presence of a moderate amount of organic soil [5% serum].

[Cleans and] kills 99.9% of germs

Bleach-free

Eliminates tough [floor] dirt and germs

[Deodorizes and] has a clean, fresh scent

Help is on the way

[Heavy Duty] Disinfecting [Multi-Purpose] Cleaner

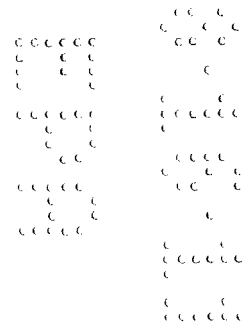
[Good for] [use on] finished wood surfaces

Disinfects [and / or] cleans and / or- deodorizes in one [labor saving] step.

Multi-purpose –or- Floor cleaner –and/or- disinfectant

No smeary residue

- Respiratory illnesses attributable to Pandemic 2009 H1N1 are caused by influenza A virus. This product (Product Name) is a broad-spectrum hard surface disinfectant that has been shown to be effective against (influenza A virus tested and listed on the label) and is expected to inactivate all influenza A viruses including Pandemic 2009 H1N1 (formerly called swine flu).
- This product has demonstrated effectiveness against influenza A virus and is expected to inactivate all influenza A viruses including Pandemic 2009 H1N1 influenza A virus.
- This product has demonstrated effectiveness against (influenza A virus tested and listed on the label) and is expected to inactivate all influenza A viruses including Pandemic 2009 H1N1 (formerly called swine flu).
- Kills Pandemic 2009 H1N1 influenza A virus (formerly called swine flu).
- Kills Pandemic 2009 H1N1 influenza A virus.



{Note to reviewer: the following is considered optional marketing language:}

Use **HS-867Q** in:

{Note to reviewer: Each entry below also represents a graphic depicting the corresponding area of use. The graphics will only represent individual objects or outsides or insides of buildings as described below. No people or food will be depicted in graphics.}

Bathrooms  
Homes [households]  
Kitchens

Dental offices  
Hospitals  
Medical Offices [Clinics]  
Nursing homes

Day care centers  
Nurseries

Bars  
Cafeterias  
Convenience stores  
Federally inspected meat and poultry plants,  
Food processing plants  
Food storage areas  
Institutional kitchens  
Restaurants  
[USDA] [Federally] inspected food processing  
facilities

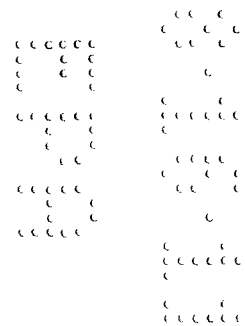
Athletic facilities  
Barber shops  
Business and office buildings  
Colleges  
Correctional facilities  
Dressing rooms  
Exercise facilities  
Factories  
Hotels  
Institutional facilities  
Institutions  
Locker rooms  
Motels  
Prisons

Public facilities  
Public rest rooms  
Schools  
Shower and bath areas  
Salons [Beauty]  
Universities

Camp grounds  
Play ground equipment

Animal laboratories  
Dairy farms  
Farms [Farm premises]  
Hog farms  
Kennels  
Pet animal quarters  
Pet shops  
Poultry farms  
Poultry houses  
Turkey farms  
Veterinary clinics  
Zoos

Airplanes  
Airports  
Boats  
Buses  
Campers  
Cars  
Emergency vehicles  
Mobile homes  
Ships  
Taxis  
Trailers  
Trains  
Transportation terminals



{Note to reviewer: the following is considered optional marketing language:}

**(TYPES OF SURFACES:)**

Use **HS-867Q** on washable hard, nonporous surfaces of:

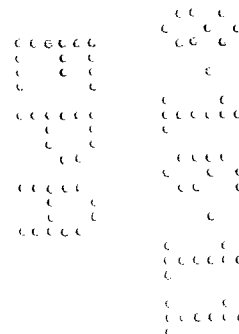
{Note to reviewer: Each entry below also represents a graphic depicting the corresponding type of surface. No people or food will be depicted in graphics. Only exteriors of microwaves and refrigerators will be depicted. Toy graphics will be submitted to Agency for review.}

- Appliances, exterior surfaces
- Basins [empty]
- Bathroom [lavatory] fixtures
- Bathtubs
- Cabinets
- Cages
- Chairs
- Coils and drain pans of air conditioning and refrigeration equipment and heat pumps
- Conductive flooring
- Counters [countertops]
- Desks
- Doorknobs
- Fiberglass Bathtubs
- Fiberglass Sinks
- Floors
- Garbage cans
- Highchairs
- Kennel runs

- Microwave ovens, exterior surfaces
- Outdoor furniture (except cushions and wood frames)
- Refrigerators, exterior surfaces
- Refrigerated storage and display equipment
- Showers
- Shower stalls
- Sinks [bathroom, kitchen]
- Stoves [stovetops]
- Tables, [picnic tables]
- Telephones
- Toilets
- Toilet bowls
- Toilet bowl surfaces
- Tubs
- Tiles, glazed
- Urinals
- Walls

Other hard nonporous surfaces made of:

- Glazed ceramic
- Glazed enameled surfaces
- Glazed porcelain
- Metal
- Painted surfaces
- Plastic (such as polystyrene or polypropylene)
- Sealed stone
- Stainless steel
- Upholstery, vinyl and plastic
- Woodwork, finished





{Note to reviewer: the following is considered optional marketing language:}

Effective [as a disinfectant] against the following pathogens:

[Bacteria]

- Pseudomonas aeruginosa [Pseudomonas]
- Staphylococcus aureus [Staph]
- Streptococcus pyogenes [Strep]
- Enterobacter aerogenes
- Enterobacter cloacae
- Escherichia coli
- Klebsiella pneumoniae
- Mycoplasma gallisepticum
- Proteus mirabilis
- Proteus vulgaris
- Salmonella enterica
- Serratia marcescens
- Shigella flexneri
- Shigella sonnei
- Staphylococcus aureus phage 80 & 81
- Staphylococcus aureus - Methicillin-Resistant [MRSA]
- Staphylococcus epidermidis

[Viruses:]

- \*Adenovirus Type 3
- \*Herpes simplex Type 1 [Herpes]
- \*HIV-1 [AIDS virus]
- \*Influenza A/Texas [Influenza]
- \*Rubella [German Measles]
- \*Vaccinia [Pox Virus]

[Fungi:]

- Aspergillus flavus
- Aspergillus fumigatus
- Aspergillus glaucus var tonophilus
- Candida albicans
- Trichophyton mentagrophytes [Athlete's Foot Fungus]  
[A Cause of ringworm]

{Note to Reviewer: The following list must be placed either before or after the FARM PREMISE, LIVESTOCK, TURKEY AND POULTRY HOUSE DISINFECTANT and the VETERINARY PRACTICE / ANIMAL CARE / ANIMAL LABORATORY / ZOOS / PET SHOP / KENNELS DISINFECTION DIRECTIONS headings:}

[Animal Viruses:]

- \*Avian influenza [Influenza A/Victoria/73]
- \*Bovine rhinotracheitis virus
- \*Infectious bronchitis [Avian IBV]
- \*Newcastle disease virus

```

cccccc.      c c c c
  c c c      c
  c c c      c
  c c c      c
cccccc.      c c c c
  c c c      c
  c c c      c
  c c c      c
cccccc.      c c c c
  c c c      c
  c c c      c
  c c c      c
cccccc.      c c c c
  c c c      c
  c c c      c
  c c c      c

```

DILUTION: 1:32                      4 oz. per gallon of water                      [488 ppm Active Quat]

*{If the following Spanish statement is used, it must appear directly above DIRECTIONS FOR USE.}*

**[AVISO: SI NO PUEDE LEER EN INGLES, PREGUNTE A SU SUPERVISOR SOBRE LAS INSTRUCCIONES DE USO APROPIADAS ANTES DE TRABAJAR CON ESTE PRODUCTO.]**

**DIRECTIONS FOR USE**

It is a violation of Federal law to use this product in a manner inconsistent with its labeling.

**GENERAL USE DIRECTIONS**

**APPLICATION:** For disinfection remove heavy soil deposits from surface. Then thoroughly wet surface with a solution of 4 ounces [1/2 cup] of the concentrate per gallon of water. Apply with a cloth, mop, sponge, or coarse sprayer, or by soaking. For sprayer applications, use a coarse spray device. Spray 6-8 inches from surface, rub with a brush, cloth or sponge. Do not breathe spray. Let solution remain on surface for a minimum of 10 minutes. Rinse or wipe dry with a clean cloth or sponge or allow to air dry.

Rinse all surfaces that come in contact with food such as countertops, exterior surfaces of appliances, tables and stovetops with potable water before reuse. Do not use on utensils, glassware, dishes or appliance interior surfaces as a disinfectant.

Prepare a fresh solution daily or more often if the solution becomes diluted or visibly soiled.

Rinsing of floors is not necessary unless they are to be waxed or polished.

*{Note for reviewer: For labels that list medical premises and metal and / or stainless steel surfaces, one of the following statements must be used:}*

This product is not to be used as a terminal sterilant / high level disinfectant on any surface or instrument that (1) is introduced directly into the human body, either into or in contact with the bloodstream or normally sterile areas of the body, or (2) contacts intact mucous membranes but which does not ordinarily penetrate the blood barrier or otherwise enter normally sterile areas of the body. [This product may be used to preclean or decontaminate critical or semi-critical medical devices prior to sterilization or high level disinfection.]

*{or}*

This product is not for use on medical device surfaces.

*{Note to reviewer: Alternate Directions for use:}*

General Cleaning:

Mix 4 oz [1/2 cup] per gallon of water.

To Disinfect and clean [throughout your home]:

Mix 4 oz [1/2 cup] per gallon of water. Let stand 10 minutes before wiping. For heavily soiled surfaces, a precleaning step is required.


For tough jobs:

Pour directly on sponge or soil. Rinse thoroughly with clean water.

For surfaces that may come in contact with food potable water rinse is required.

**USDA:** Use in federally inspected meat and poultry plants on all hard, nonporous surfaces in inedible product processing areas, non-processing areas, and / or exterior areas.

**USDA:** For use in federally inspected meat and poultry plants as a floor and wall cleaner for use in all departments. Food products and packaging materials must be removed from the room or carefully protected. All surfaces must be thoroughly rinsed with potable water.



**TOILET BOWLS:** To clean, apply diluted solution around the bowl and up under the rim. Stubborn stains may require brushing.

To disinfect, first preclean to remove the heavy soil, then [remove or expel over the inner trap the residual bowl water] [empty bowl]. Pour in 3 ounces of the diluted solution. [Swab the bowl completely using a scrub brush or mop] [Brush bowl completely], making sure to get under the rim. Let stand for 10 minutes [or overnight], then flush.

**DISINFECTION OF BARBER / BEAUTY / SALON INSTRUMENTS AND TOOLS:** Tools (such as combs, brushes, razors, scissors, and other shop tools) can be disinfected by immersing in a 4 ounce [1/2 cup] per gallon solution for a contact time of 10 minutes. Prepare a fresh solution daily or more often if the solution becomes diluted or visibly soiled.

**FUNGICIDAL INSTRUCTIONS:** HS-867Q is an effective fungicide against Trichophyton mentagrophytes [the athlete's foot fungus] [a cause of ringworm] in areas such as locker rooms, dressing rooms, shower and bath areas and exercise facilities. Follow disinfection directions.

**MILDEWSTATIC INSTRUCTIONS:**

Will effectively control the growth of mold and mildew plus the odors caused by them when applied to hard, nonporous surfaces such as walls, floors, and table tops. Apply solution [4 ounces [1/2 cup] per gallon of water] with a cloth, mop, sponge, or coarse sprayer, making sure to wet all surfaces completely. Let air dry. Prepare a fresh solution for each use. Repeat application weekly or when growth reappears.

**\*KILLS HIV-1 [AIDS VIRUS] ON PRECLEANED, ENVIRONMENTAL SURFACES / OBJECTS PREVIOUSLY SOILED WITH BLOOD / BODY FLUIDS** in healthcare settings or other settings in which there is an expected likelihood of soiling of inanimate surfaces / objects with blood / body fluids, and in which the surfaces / objects likely to be soiled with blood / body fluids can be associated with the potential for transmission of Human Immunodeficiency Virus Type 1 [HIV1] [associated with AIDS].

**Special Instructions for Cleaning and Decontamination Against HIV-1 [Aids Virus] of Surfaces / Objects Soiled With Blood / Body Fluids.**

**Personal Protection:** Clean-up should always be done wearing protective gloves, gowns, masks and eye protection.

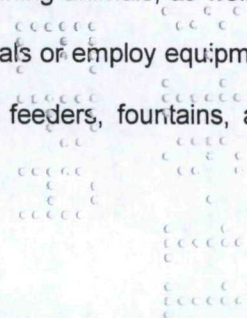
**Cleaning Procedures:** Blood and other body fluids must be thoroughly cleaned from surfaces and objects before application of HS-867Q.

**Contact Time:** Leave surface wet for 5 minutes [at 25°C] [77°F] [room temperature]. Use a 10-minute contact time for disinfection against all other viruses, fungi, and bacteria claimed.

**Disposal of Infectious Materials:** Blood, body fluids, cleaning materials and clothing should be autoclaved and disposed of according to federal, state, and local regulations for infectious waste disposal.

**FARM PREMISE, LIVESTOCK, TURKEY AND POULTRY HOUSE DISINFECTANT:**

1. Remove all animals and feeds from premises, trucks, coops, crates, and enclosures.
2. Remove all litter and manure from floors, walls, and surfaces of barns, pens, stalls, chutes, and other facilities and fixtures occupied or traversed by animals.
3. Empty all troughs, racks, and other feeding and watering appliances.
4. Thoroughly clean all surfaces with soap or detergent, and rinse with water.
5. Saturate all surfaces with the recommended disinfecting solution for a period of 10 minutes.
6. Immerse all halters, ropes, and other types of equipment used in handling and restraining animals, as well as forks, shovels, and scrapers used for removing litter and manure.
7. Ventilate buildings, coops, cars, boats, and other closed spaces. Do not house animals or employ equipment until treatment has been absorbed, set, or dried.
8. After treatment with disinfectant, thoroughly scrub feed racks, troughs, automated feeders, fountains, and waterers with soap and detergent, and rinse with potable water before reuse.




**VETERINARY PRACTICE / ANIMAL CARE / ANIMAL LABORATORY / ZOOS / PET SHOP / KENNELS  
DISINFECTION DIRECTIONS:**

For cleaning and disinfecting hard nonporous surfaces: equipment used for feeding or watering animals, utensils, instruments, cages, kennels, stables, catteries. Remove all animals and feeds from premises, animal transportation vehicles, crates, etc. Remove all litter, droppings and manure from floors, walls and surfaces of facilities occupied or traversed by animals. Empty all feeding and watering appliances. Thoroughly clean all surfaces with soap or detergent and rinse with water. Saturate surfaces with a use-solution of 4 oz. of **HS-867Q** per gallon of water [or equivalent dilution] for a period of 10 minutes. Wipe or allow to air dry. Immerse all animal handling and restraining equipment as well as forks, shovels, and scrapers used to remove litter and manure. Thoroughly scrub all surfaces that come in contact with food, including equipment used for feeding or watering, with soap or detergent and rinse with potable water before reuse. Ventilate buildings and other closed spaces. Do not house animals or employ equipment until treatment has been absorbed, set or dried.

**HEAVY-DUTY CLEANING INSTRUCTIONS:**

Use [2 oz of **HS-867Q** per 24 oz of water] [8 to 12 oz of **HS-867Q** per gallon of water] to clean heavily soiled areas.



{Note to reviewer: For Nonrefillable Containers, Label has Household and Residential Uses}

**STORAGE AND DISPOSAL**

Store in original container in areas inaccessible to children.

Nonrefillable container. Do not reuse or refill this container. Wrap [container] and put in trash or offer for recycling if available.

{or}

Nonrefillable container. Do not reuse or refill this container. Wrap [container] and put in trash or offer for reconditioning if appropriate.

{Note to reviewer: For Nonrefillable Containers for commercial, industrial, and institutional uses – all sizes – No Reuse Rinsate Statement for Public Health Use products. Chapter 13, Table 6 of the Label Review Manual states that for “All products in containers that could be burned,” the registrant has the option to “Remain silent on burning;” therefore, no incineration language is provided for plastic containers.}

**STORAGE AND DISPOSAL**

Do not contaminate water, food or feed by storage or disposal.

Pesticide Storage: Open dumping is prohibited. Store in original container in areas inaccessible to children.

**Pesticide Disposal:**

Pesticide wastes are acutely hazardous. Improper disposal of excess pesticide, spray mixture or rinsate is a violation of Federal Law. If these wastes cannot be disposed of by use according to label instructions, contact your State Pesticide or Environmental Control Agency, or the Hazardous Waste representative at the nearest EPA Regional Office for guidance.

**Container Disposal:**

Nonrefillable container. Do not reuse or refill this container. Clean container promptly after emptying.

**{Plastic and Metal Containers:}** Triple rinse as follows: Fill container ¼ full with water and reclose the container. Agitate vigorously, and dispose of rinsate consistent with pesticide disposal instructions. Repeat two more times. Then offer for recycling if available or puncture and dispose in sanitary landfill or by other procedures approved by state and local authorities. Follow pesticide disposal instructions for rinsate. If not triple rinsed, these containers are acute hazardous wastes and must be disposed in accordance with local, state, and federal regulations.

**{For metal containers only:}** DO NOT cut or weld metal containers

**{For Bag in Box Containers:}** Completely empty bag into application equipment. Then offer for recycling if available or dispose of in a sanitary landfill, or by incineration, or by other procedures allowed by state and local authorities.

{Note to reviewer: For Nonrefillable Sealed Containers: Packaging options can be in sealed containers or bottles designed for use dilution systems to reduce worker exposure to the concentrate. None of these can be triple rinsed because they are closed sealed containers. The following text will be used on these sealed container types:}

**STORAGE AND DISPOSAL**

Do not contaminate water, food or feed by storage or disposal.

**Pesticide Storage:** Open dumping is prohibited. Store in original container in areas inaccessible to children.

**Pesticide Disposal:** Pesticide wastes are acutely hazardous. Improper disposal of excess pesticide, spray mixture or rinsate is a violation of Federal Law. If these wastes cannot be disposed of by use according to label instructions, contact your State Pesticide or Environmental Control Agency, or the Hazardous Waste representative at the nearest EPA Regional Office for guidance.

**Container Disposal:** Nonrefillable container. Do not reuse or refill this container. Wrap empty container and put in trash.