


SALON DISINFECTANT/DECONTAMINANT CLEANER  
BARBER DISINFECTANT/DECONTAMINANT CLEANER  
VETERINARY DISINFECTANT/DECONTAMINANT CLEANER  
CLIPPER BLADE DISINFECTANT/ DECONTAMINANT CLEANER  
DISINFECTANT/ DECONTAMINANT CLEANER  
SURFACE DISINFECTANT/ DECONTAMINANT CLEANER

Bactericidal • Virucidal\* • Fungicidal • Tuberculocidal\*\*

Ready-To-Use

Contains Biodegradable Detergent

For Professional Use Only



**ACTIVE INGREDIENTS:**

Diisobutylphenoxyethoxyethyl dimethyl benzyl ammonium chloride.....0.28%

Isopropanol ..... 17.20%

**INERT INGREDIENTS:** ..... 82.52%

**TOTAL** ..... 100.00%

KEEP OUT OF REACH OF CHILDREN

**CAUTION**

Precautionary Statements

Hazards to Humans and Domestic Animals.

**CAUTION**

Harmful if absorbed through skin. Causes moderate eye irritation. Avoid contact with eyes, skin or clothing. Wash hands before eating, drinking, chewing gum, using tobacco, or using the toilet. Remove contaminated clothing and wash clothing before reuse. See side panel for additional precautionary statements.

Physical or Chemical Hazards: Combustible. Do not use or store near heat or open flame.


EPA Reg. No. 46781-6    EPA Est. No. 46781-MI-1    Reorder No: x-x

Net Contents: x Gallon(s) (or Ounces) / x Liter(s) (or Milliliters) (Net Weight x lbs. / x kg.)

Manufactured By:    Metrex Research Corporation  
28210 Wick Road  
Romulus, MI 48174

275  
**EFFECTIVE AGAINST:**

Mycobacterium tuberculosis var: bovis (BCG)\*\*  
Staphylococcus aureus  
Pseudomonas aeruginosa  
Salmonella choleraesuis  
Trichophyton mentagrophytes  
Methicillin Resistant Staphylococcus aureus (MRSA)  
Vancomycin Resistant Enterococcus faecalis (VRE)  
Hepatitis B Virus (HBV)\*  
Poliovirus Types 1 and 2\*  
Adenovirus Type 8\*  
Herpes simplex virus Types 1 and 2\*  
Human Immunodeficiency Virus (HIV-1)\*  
Canine parvovirus\*



**DIRECTIONS FOR USE:**

It is a violation of Federal law to use this product in a manner inconsistent with its labeling.

**DESCRIPTION:**

Cavicide is a multi-purpose disinfectant/decontaminant cleaner for use on inanimate surfaces. It is useful in hospital operating rooms, emergency departments, isolation areas, neonatal units, ophthalmic and optometric facilities, eye surgical centers, dental operatories, surgical suites, animal care facilities, beauty salons, salon settings, manicure salons, skin care salons, barber shops, bathrooms, tanning salons, out-patient surgical centers, daycare centers, schools, ambulances, police and fire vehicles, prisoner detention facilities, jails, prisons, morgues, cadaver processing areas, funeral homes, patient care areas, laboratories, non-food contact surfaces in food preparation areas, storage areas, health club facilities, and other critical care areas where environmental control of cross contamination is important. Safe for cleaning/ decontamination of delicate medical/ dental/ surgical/ optical/ salon/ barber/ veterinary/ environmental/ equipment/ implements and instrumentation. Cavicide will effectively clean and disinfect, when used as directed, such items as: infant incubators and bassinets, infant care cribs and warmers, infant/child care equipment surfaces, oxygen hoods, anesthesia machines and respiratory therapy equipment surfaces, operating room tables and lights, laboratory equipment and surfaces, physical therapy (PT) equipment surfaces, neck brace appliances and cervical collars, drained whirlpool tank surfaces, stretchers, spine back boards, ambulance equipment surfaces, slit lamps, external lenses for vision correction\*\*\*, countertops, exterior toilet surfaces, sinks, refrigerator units, floors, walls, handrails, door knobs, bed railings, bathing units, bathtubs, shower stalls, cabinets, shampoo bowls, manicure tables, chairs, workstations, nail/ hair care implements, tanning beds, hair dryers, telephones, diaper changing stations, baby cribs, hair clippers, shears, razors, hair cutting implements, clipper blades, salon surfaces, scissors, combs, brushes, manicure implements, washable nail files, hair rollers, animal cages, veterinary care surfaces, dental operator surfaces, dental countertops, dental chairs, unit stools, light lens covers, curing lights, and other inanimate surfaces, including those made of plastics (such as: polycarbonate, polyvinylchloride, polypropylene and polystyrene), weight lifting surfaces, non-porous vinyl, stainless steel, painted surfaces, Plexiglas®, glass, and other hard non-porous surfaces.


\*\*\*Not for use on contact lenses.

## APPLICATIONS:

**SURFACES:** (Where appropriate, follow Universal Precautions.)

**For PRECLEANING instruments, equipment and surfaces prior to disinfection:**

- Apply Cavicide directly to surface. Allow to remain wet for 30 seconds. Wipe surface using a paper or cloth towel. Discard towel.



**For DISINFECTING non-critical instruments and equipment surfaces:**

- Apply Cavicide directly to precleaned surface, thoroughly wetting area to be disinfected. Allow surface to remain wet for 3 minutes at room temperature (69°F/20°C).  
\*\*For Tuberculocidal Activity: allow 5 minutes at room temperature. \*For inactivation of Poliovirus Types 1 and 2: allow 10 minutes at room temperature. For inactivation of Adenovirus Type 8: allow 20 minutes at room temperature. Wipe surface using a paper or cloth towel, or allow to air dry. Discard towel.

**INSTRUMENTS:** (Where appropriate, follow Universal Precautions.)

**For use as a precleaning immersion decontaminant solution:**

- Fill appropriate size container with a sufficient amount of Cavicide as to allow for complete submersion of instruments. Place instruments into Cavicide solution, cover and allow to soak for 10 minutes at room temperature (69°F/20°C). Remove and rinse instruments. Follow with appropriate cleaning and disinfection process. Change solution as needed when the solution becomes diluted or visibly soiled.

**For use as a precleaning decontamination spray:**

- Place instruments into a suitable container. Spray Cavicide onto instruments so as to thoroughly drench all surfaces. Allow surface to remain wet for 30 seconds. Remove and rinse instruments. Follow with appropriate cleaning and disinfection process.

**For use as an ultrasonic cleaning solution:**

- Thoroughly pre-rinse instruments under running water to remove visible gross debris. Using 1 ounce Cavicide per liter of water in ultrasonic unit, immerse instruments into mixed solution and activate ultrasonic unit for 5 minutes or longer if necessary. Remove and rinse instruments. Follow with appropriate cleaning and disinfection process. Change solution as needed when the solution becomes diluted or visibly soiled.

**For use as a manual cleaner:**

- Thoroughly pre-rinse instruments under running water to remove visible gross debris. Place pre-rinsed instruments into a solution of 1-ounce Cavicide per liter of water. Scrub instruments for thirty seconds using a stiff bristle brush until visibly clean. (Instruments should be submerged as scrubbed.) Remove and rinse instruments. Follow with appropriate cleaning and disinfection process. Change solution as needed when the solution becomes diluted or visibly soiled.

**For cleaning hair clippers, electric shears:**

- While clipper/shear is running, hold it in the downward position and spray Cavicide directly onto the blades two or three times so as to thoroughly wet the blades. (Avoid spraying on the clipper case or dripping into the clipper housing.) Allow to remain wet for 3 minutes. Wipe dry with a clean, soft cloth. Lubricate as per clipper/shear manufacturer's instructions.

4 8 5

**For cleaning salon implements, shears and barber implements:**

- Spray implement/shear to thoroughly wet with Cavicide solution. Wipe away visible debris using a soft bristle brush or cloth. Immerse precleaned implement/shear into a container of Cavicide for 3 minutes. Remove implement/shear and wipe dry. No rinsing is necessary. Change solution as needed when the solution becomes diluted or visibly soiled.

**For disinfection of NON-CRITICAL, precleaned instruments:**

- Instruments must be thoroughly precleaned to remove excess organic debris, rinsed and rough dried. (Clean and rinse lumens of hollow instruments before filling with solution or before immersion.) Using either a soaking tray or an ultrasonic unit, immerse instruments into Cavicide solution for 3 minutes. \*\*For Tuberculocidal Activity, allow 5 minutes at room temperature (69°F/20°C). \*For inactivation of Poliovirus Types 1 and 2, allow 10 minutes at room temperature. For inactivation of Adenovirus Type 8, allow 20 minutes at room temperature. Remove and rinse instruments. Wipe dry prior to use. Change solution as needed when the solution becomes diluted or visibly soiled.

**ACCEPTED**

APR 25 2003

Under the Federal Insecticide, Fungicide, and Rodenticide Act as amended, for the pesticide registered under EPA Reg. No. 46781-6

**Note:** Critical and semi-critical devices must be followed by appropriate terminal sterilization/high-level disinfection process.

This product is not to be used as a terminal sterilant/ high-level disinfectant on any surface or instrument that (1) is introduced directly into the human body, either into or in contact with the bloodstream or normally sterile areas of the body, or (2) contacts intact mucous membranes but which does not ordinarily penetrate the blood barrier or otherwise enter normally sterile areas of the body. This product may be used to pre-clean or decontaminate critical or semi-critical medical devices prior to sterilization/high-level disinfection.

**CAVICIDE EFFECTIVELY KILLS HIV AND HBV ON PRECLEANED ENVIRONMENTAL SURFACES/OBJECTS PREVIOUSLY SOILED WITH BLOOD/BODY FLUIDS IN HEALTHCARE SETTINGS OR OTHER SETTINGS IN WHICH THERE IS AN EXPECTED LIKELIHOOD OF SOILING OF INANIMATE SURFACES/OBJECTS WITH BLOOD/BODY FLUIDS, AND IN WHICH THE SURFACES/OBJECTS CAN BE ASSOCIATED WITH THE POTENTIAL FOR TRANSMISSION OF HUMAN IMMUNODEFICIENCY VIRUS TYPE 1 (HIV-1) AND HEPATITIS B VIRUS (HBV).**

**SPECIAL INSTRUCTIONS FOR CLEANING AND DECONTAMINATION AGAINST HIV-1 (HUMAN IMMUNODEFICIENCY VIRUS) AND HBV OF SURFACES/OBJECTS SOILED WITH BLOOD/BODY FLUID:**

**Personal Protection:** Wear appropriate barrier protection such as protective gloves, gowns, masks or eye coverings.

**Cleaning Procedure:** Blood and other bodily fluids must be thoroughly cleaned from surfaces and objects before disinfection with Cavicide.

**Contact Time:** While the HIV-1 virus is inactivated in 2 minutes and HBV in 3 minutes, use the recommended contact time for the disinfection of other organisms listed on this label.

**Infectious Materials Disposal:** Cleaning materials used that may contain blood or other bodily fluids should be autoclaved and/or disposed of in accordance with local regulations for infectious materials disposal.

<b>FIRST AID</b>	
<b>If in eyes</b>	<ul style="list-style-type: none"> <li>• Hold eye open and rinse slowly and gently with water for 15-20 minutes. Remove contact lenses, if present, after the first 5 minutes, then continue rinsing eye.</li> <li>• Call a poison control center or doctor for treatment advice.</li> </ul>
<b>If on skin or clothing</b>	<ul style="list-style-type: none"> <li>• Take off contaminated clothing.</li> <li>• Rinse skin immediately with plenty of water for 15-20 minutes.</li> <li>• Call a poison control center or doctor for further treatment advice.</li> </ul>
<b>If swallowed</b>	<ul style="list-style-type: none"> <li>• Call a poison control center or doctor immediately for treatment advice.</li> <li>• Have person sip a glass of water if able to swallow.</li> <li>• Do not induce vomiting unless told to do so by a poison control center or doctor.</li> <li>• Do not give anything by mouth to an unconscious person.</li> </ul>
<b>If inhaled</b>	<ul style="list-style-type: none"> <li>• Move person to fresh air.</li> <li>• If person is not breathing, call 911 or an ambulance, then give artificial respiration, preferably mouth-to-mouth, if possible.</li> <li>• Call a poison control center or doctor for further treatment advice.</li> </ul>
<p>For emergency information on product, call Metrex at 1-800-841-1428, Monday through Friday, between 6 a.m. and 4 p.m. Pacific Time.            After 4 p.m., call Chemtrec 24-Hour Emergency Service at 1-800-424-9300.</p>	
<p>Have the product container or label with you when calling a poison control center or doctor, or going for treatment.</p>	

**STORAGE AND DISPOSAL:**

Do not contaminate water, food, or feed by storage and disposal.

**Pesticide Storage:** Store in a cool place.

**Pesticide Disposal:** Wastes resulting from the use of this product may be disposed of according to applicable Federal, State, or local procedures.

**Container Disposal:** Triple rinse. Then offer for recycling or reconditioning, or puncture and dispose of in a sanitary landfill, or incineration or, if allowed by state and local authorities, by burning. If burned, keep out of smoke.

For product or technical information, contact Metrex at **800-841-1428** or visit our website at [www.metrex.com](http://www.metrex.com).

