

10618
PM23

45115-23

RESTRICTED USE PESTICIDE
For retail sale to and use only by Certified Applicators or persons under their direct supervision, and only for those uses covered by the Certified Applicator's certification.



SIMAZINE 4L

Pre emergence control of many annual broad leaf weeds and grasses in agricultural and ornamental crops.

Active Ingredient:

(Simazine: 2-chloro-4, 6-bis (ethylamine)-s-triazine)*.40%

Inert Ingredients:60%

*Simazine 4L contains 4 lbs. active ingredient per gallon.

**KEEP OUT OF THE REACH OF CHILDREN
CAUTION**



JAN 9 1985

45115-23

EPA Reg. No. 45115-23

EPA Est. No.

NET CONTENTS: _____ gals. _____ liters

Ida, Inc.

P.O. Box 9483
Memphis TN 38108

20618

**PRECAUTIONARY STATEMENTS
HAZARDS TO HUMANS
AND DOMESTIC ANIMALS**

CAUTION HARMFUL IF SWALLOWED Avoid Breathing of Spray Do Not Take Internally Avoid Contact with Skin and Eyes. Wear regular long-sleeved work clothing. Change to clean clothing daily. Wash hands and face before eating. Wash thoroughly after handling.

**STATEMENT OF
PRACTICAL TREATMENT**

IF SWALLOWED: Call a physician or Poison Control Center. Drink 1 or 2 glasses of water and induce vomiting by touching back of throat with finger. Do not induce vomiting or give anything by mouth to an unconscious person.

IF SPLASHED IN EYES: Immediately flush eyes with plenty of water for at least 15 minutes and get medical attention.

IF SPILLED ON SKIN: Immediately remove contaminated clothing, INCLUDING SHOES, and wash skin with soap and plenty of water. If irritation develops, send for a physician.

ENVIRONMENTAL HAZARDS

Avoid contamination of food, feed, water supplies, streams and ponds during application or when cleaning equipment. Do not apply when weather conditions favor drift from areas treated.

Simazine is known to leach through soil, and has been found in ground water as a result of agricultural use. Users are advised not to apply in areas where soils are permeable, i.e. well drained, and which overlie shallow aquifers, particularly those currently being used for drinking water. Consult with the pesticide state lead agency for information regarding soil permeability and aquifer locations in your area.

Do not apply directly to water or wetlands. Do not contaminate water by cleaning of equipment or disposal of wastes.

Simazine Herbicide 4L
Page 2

DIRECTIONS FOR USE: It is a violation of Federal Law to use this product in a manner inconsistent with its labeling.

Simazine 4L is a herbicide that should be applied before weeds emerge or following removal of weed growth. It controls a wide variety of annual broadleaf and grass weeds when used at selective rates in agricultural and ornamental crops. When used at higher, nonselective rates in noncrop areas, it also controls many perennial broadleaf weeds and grasses.

Where a range of application rates is given, use the low rate on coarser textured soil and soil lower in organic matter; use the high rate on finer textured soil and soil higher in organic matter.

Simazine Herbicide enters weeds mainly through their roots, moisture is needed to move it into the root zone. Very dry soil conditions and lack of rainfall following application may necessitate shallow cultivation or rotary hoeing.

Simazine 4L is noncorrosive to equipment and nonflammable.

ANNUAL WEEDS CONTROLLED

alyssum	common	jungerice	rattail fescue
Amaranthus spp.	chickweed	knawel	Russian thistle
annual	crabgrass	lambquarters	shepherdspurse
bluegrass	downy brome	mustard	shieldscress
annual	fall panicum	nightshade	silver hairgrass
morningglory	fireweed	peppergrass	smartweed
annual ryegrass	Flora's	pigweed	spanishneedles
barnyardgrass	paintbrush	prickly	speedwell
Brachiaria spp.	Florida pursley	lettuce	tansymustard
burclover	foxtails	purslane	wild mustard
carelessweed	goosegrass	quackgrass	wild oats
carpetweed	henbit	ragweed	wiregrass
* See specific use directions.			witchgrass

EQUIPMENT

Ground Application: Use conventional spray equipment with 80° fan-type nozzles. Screens in nozzles as well as those in suction and in-line strainers, should be no finer than 50 mesh.

Use hydraulic or mechanical agitation during mixing and application to maintain a uniform suspension.

Use a pump with capacity to maintain 35-40 psi at the nozzles. If hydraulic agitation is used, the pump should also provide sufficient agitation in the tank to keep the mixture in suspension. Wash sprayer thoroughly with clean water immediately after use.

Aerial Application: Use aerial application only where specified in the use directions. Screens in nozzles as well as those in suction and in-line strainer should be no finer than 50 mesh. Avoid application under conditions where uniform coverage cannot be obtained or where excessive spray drift may occur. Avoid application directly to animals or humans. Although it is unnecessary for flagmen or loaders to wear protective clothing or equipment, care should be taken to avoid inhalation of dust or spray mist, or prolonged contact with skin. Flagmen and loaders should wash thoroughly before eating and at the end of each day's operation. Wash sprayer thoroughly with clean water immediately after use.

MIXING INSTRUCTIONS

Mix Simazine 4L with water and apply as a spray. Pour Simazine 4L into the tank during or after filling. Hydraulic (jet) or mechanical agitation is recommended during mixing and application to keep material in suspension. All return lines to the tank must discharge below liquid level and agitation should not be so violent as to cause air bubbles to form in the liquid. Wash sprayer thoroughly after use.

Ground Application - where the amount of water is not specified, apply Simazine 4L in 20-40 gals. of water per acre.

Aerial Application - use a minimum of one gal. of water for each quart of Simazine 4L applied per acre, unless otherwise specified.

BAND TREATMENT

The amount of Simazine 4L needed for band treatment may be calculated by the formula:

$$\frac{\text{band width in inches}}{\text{row width in inches}} \times \text{broadcast rate per acre} = \text{amount needed per acre}$$

FRUIT AND NUT CROPS

Apply the spray to the orchard or vineyard floor avoiding contact with fruit, foliage, or stems. Make application only to orchards or groves where trees have been established one year or more, unless specified differently. Make only one application per year, except as noted otherwise. Recommended rates are based on broadcast treatment. For band applications or spot applications around trees in fruit or nut planting, reduce the broadcast rate of Simazine 4L and water per acre in proportion to the area actually sprayed.

PRECAUTION: DO NOT APPLY TO SANDY SOILS.

Apples, Pears, Sour Cherries

Apply 2 - 4 qts. per acre.

Avacodos (California only)

Apply 2 - 4 qts. per acre after final preparation of grove.

Blueberries and Caneberries (blackberries, boysenberries, loganberries, raspberries)

Apply 2 - 4 qts. per acre in the spring or apply a split application of 2 qts. per acre in the spring plus 2 qts. per acre in the fall. Apply in a minimum of 40 gals. of water per acre.

On plantings less than 6 months old use 1/2 the above rates.


Do not apply when fruit is present.

Quackgrass Control: Apply 4 qts. per acre in the fall or split the application applying 2 qts. per acre in the fall plus 2 qts. per acre in the spring, when quackgrass is actively growing.

Cranberries

Massachusetts: Apply up to 4 qts. per acre either before spring growth begins or in the fall after harvest.

Other Areas: Apply 2 qts. per acre before spring growth begins.



Filberts (Oregon and Washington only)

Apply 2-4 qts. per acre in the fall or apply a split application of 2 qts. per acre in the fall plus 2 qts. per acre in the spring.

Do not apply when nuts are on the ground during the harvest period.
Do not use on sandy soil.

NOTE: If trees are planted on a hillside, excessive soil erosion may result from the elimination of weeds.

Grapes

Apply 2 - 4.8 qts. per acre any time between harvest and early spring.

Do not use in vineyards established less than three years.

Grapefruit, Lemons, Oranges

Arizona (Lemons and Oranges only): Apply a split application of 1.6 qts. per acre in the spring plus 1.6 qts. per acre in the fall.

California: Apply 2 - 4 qts. per acre in a single application; or apply 2 qts. per acre in the fall and 2 qts. per acre in the spring.
Do not use in the Imperial, Coachella, or Palo Verde Valleys.

Florida (Grapefruit and Oranges only): Apply 6.4 - 9.6 qts. per acre in the spring.

Texas (Grapefruit and Oranges only): Apply 4 - 4.8 qts. per acre.

NOTE (All Areas): Do not use in nurseries.
Do not apply to bedded grapefruit, lemons or oranges.
To avoid possible injury, do not apply to trees under stress from freeze damage for one year after the freeze.

Macadamia Nuts

Apply 2 - 4 qts. in 50 gals. of water per acre before harvest and just prior to weed emergence. Repeat application as necessary. Do not apply when nuts are on the ground during the harvest period.

Olives

Apply 2 - 4 qts. per acre following grove preparation in the fall.
Repeat annually in midwinter.

Peaches, Plums, Sweet Cherries

Apply 1.6 qts. - 4 qts. per acre. Apply in late fall to early spring prior to weed emergence.

Peaches: Use only in Ark., La., Mo., Okla., Tex., and the states east of the Mississippi River.

Plums and Sweet Cherries: Use only in Mo. and states east of the Mississippi River except Tenn.

Do not apply to sandy or gravelly soil.

Pecans

Apply the appropriate rate in the following table before weeds emerge in the spring:

<u>Soil Texture</u>	<u>Rate Per Acre</u>
Sand, loamy sand	DO NOT USE
Sandy loam	4 pts.
Loam or clay soil low in organic matter	4 pts - 5.6 pts.
Clay soil high in organic matter	5.6 - 8 pts.

Do not use west of the Pecos River in Texas or in New Mex., Ariz., or Ca.

Do not make applications to transplanted trees that have been established less than two years in the grove as injury may occur.

Do not apply when nuts are on the ground.

Do not allow animals to graze treated areas.


Walnuts

Apply 2 - 4 qts. per acre.

Do not apply when nuts are on the ground.

Do not apply to sandy soil.

Leveling and furrowing operations after application will lessen effectiveness of weed control.



SIMAZINE HERBICIDE 4L PLUS PARAQUAT CL TANK-MIX COMBINATION

Apples, Peaches, Pears

Simazine 4L plus Paraquat CL tank mix combination is effective in apple, peach, and pear orchards for kill of existing vegetation and for residual control of the annual broadleaf, weeds and grasses listed under General Information.

This combination is also effective for top kill and suppression of perennial weeds.

Apply the rates shown in the following table as a tank mix in 50-200 gals. of water per acre to the orchard floor avoiding contact with fruit, foliage or stems. Add a nonionic surfactant at the rate of 1/2 pt. per 100 gals. Apply when the weeds and grasses are succulent and the new growth is from 1-6 inches tall.

Make only one application per year. Make applications only in orchards or groves where trees have been established one year or more. Do not spray under windy conditions and use a shield for young trees. Do not allow animals to graze treated areas.

Since Simazine enters weeds mainly through their roots, rainfall or irrigation is needed to move it into the root zone.

Broadcast* rate per acre

Crop	Simazine Herbicide 4L	Paraquat CL
Apples	2 - 4 qts.	1 - 2 qts.
Pears		
Peaches**	1.6 - 4 qts.	1 - 2 qts.

In the table above, use the low rate on coarse textured soil and low organic matter soil. Use the high rate on fine textured soil and high organic matter soil.

*For band applications or spot applications around trees, reduce the broadcast rate and the amount of water in proportion to the area actually sprayed.

**Do not apply to peaches on sandy or gravelly soils. Use on peaches only in Arkansas, Louisiana, Missouri, Oklahoma, Texas, and states east of the Mississippi River.

FIELD AND FORAGE CROPS

Alfalfa

(Pure alfalfa at least one year old, pure alfalfa less than one year old and alfalfa-orchardgrass mixtures at least one year old).

For ground application apply Simazine 4L in a minimum of 15 gals. of water per acre. Liquid fertilizer may replace all or part of the water used as a carrier, except liquid fertilizers should not be used when alfalfa is actively growing as injury may occur.

For aerial application apply Simazine 4L in a minimum of 2½ gals. of water per acre.

Alfalfa must be growing for at least one year before treatment. (All Areas Listed): Apply once per year in the fall after the last cutting but prior to permanently frozen ground conditions. Alfalfa may be actively growing, semi-dormant or dormant when the application is made.

Region	Weeds Controlled	Soil texture	Rate of Simazine Herbicide 4L per acre
Washington, Oregon, Nevada, Utah, Idaho, Montana, Wyoming, Colorado, and the California Counties of Del Norte, Siskiyou, Modoc, Shasta, Lassen, Plumas, Sierra, and Nevada	Downy brome grass, tansymustard, prickly lettuce, peppergrass, shields-cress, seedling shepherdspurse	Sand and loamy sand	DO NOT USE
		Sandy loam	1.6 pts.
		Loam soil	1.6 - 2.4 pts.
		Clay soil	2.4 - 3.2 pts.
N. Dakota, S. Dakota, Minnesota, Wisconsin, Nebraska, Kansas, Iowa, Michigan, and New York	Henbit, wild mustard, chickweed, knawel, alyssum, downy brome, wild oats, peppergrass, tansymustard, pigweed, spoodwill, and seedlings of yellow rocket, shepherdspurse, white cockle, fanweed (pennycress), dandelion, Russian thistle, kochia	Sand and loamy sand	DO NOT USE
		Sandy loam	1.6 pts.
		Loam soil	2.4 pts.
		Clay soil	3:2 pts.

Region	Weeds Controlled	Soil texture	Rate of Simazine Herbicide per acre
Illinois, Indiana, Ohio, Kentucky, Virginia, Pennsylvania, New Jersey, Delaware, Maryland, West Virginia, Vermont, Massachusetts, Connecticut, Maine, New Hampshire, Rhode Island, and Missouri	Pigweed, common chickweed, mouse-ear chickweed, speedwell, henbit, knawel, peppergrass, downy brome, alyssum, lambsquarters, wild oats, and seedlings of shepherdspurse, fanweed (pennycress), yellow rocket (wintercress), Russian thistle, dandelion, kochia, white cockle	Sand and loamy sand	DO NOT USE
		Sandy loam	1.6 pts.
		Loam soil	2.0 pts.
		Clay soil	2.4 pts.

Alfalfa Less Than One Year Old (Northeastern U.S. only) Alfalfa which has been seeded in the spring (before June 1) and has become well established may be treated in the fall after the last cutting but before permanently frozen ground conditions. Alfalfa may be actively growing, semi-dormant or dormant when Simazine is applied. Apply 1 quart of Simazine 4L per acre to control henbit, wild mustard, lambsquarters, chickweed, German moss, alyssum, downy brome, wild oats, tansymustard, pigweed, speedwell, and peppergrass.

Established Alfalfa-Orchardgrass Mixtures (Northeastern U.S. only)

Apply only to alfalfa-orchardgrass mixtures which have been established at least one year. Make a single application in the fall after the alfalfa-orchardgrass mixture has gone dormant. Applications should be uniformly broadcast at the rate of 1 qt. of Simazine 4L per acre to control henbit, wild mustard, lambsquarters, chickweed, German moss, alyssum, downy brome, wild oats, tansymustard, pigweed, speedwell, and peppergrass.

- NOTE:
1. Do not use on sand or loamy sand, or on soil low in organic matter, or on sandy and gravelly areas in the fields as crop injury may occur.
 2. Applications made to alfalfa growing on highly calcareous or highly alkaline soil may result in crop injury.
 3. Use only in areas where frost occurs and alfalfa goes into a semi-dormant or dormant state.
 4. Do not apply on snow.
 5. Simazine will not control dodder and established perennial or biennial weeds such as dandelion, white cockle, quackgrass, cinquefoil, wild carrot, and dock.
 6. Temporary crop chlorosis may appear on areas where overlapping occurs. The sprayer should be shut off when turning around at the end or corners of the field.
 7. Simazine treated alfalfa land should not be planted to any rotational crops except corn for the growing season following application as injury may occur.

Allow 30 days between application and grazing of sheep, dairy and beef cattle; allow 60 days between application and cutting for hay.

Forage Bermudagrasses (such as Coastal and Midland)

For preemergence control of most annual broadleaf and grassy weeds including barnyardgrass, crabgrass, Brachiaria spp., goosegrass, foxtail, carelesweed, carpetweed, annual morningglory, pigweed, purslane, Russian thistle, chickweed, henbit, and burclover, apply Simazine 4L shortly after sprigging. Apply it to established Bermudagrass from fall to spring depending on the weed problem, but before weed emergence. Use the appropriate rate in the following table in a minimum of 15 gals. of water per acre for ground application and in a minimum of 1 gal. of water for each quart of Simazine 4L per acre for aerial application.

<u>Soil texture</u>	<u>Rate per acre</u>
Fine sandy soil low in organic matter	1.6 pts.
Sandy loam soil	2.4 - 4 pts.
Loam and clay soil low in organic matter	4 - 4.8 pts.
Clay soil	4.8 - 6.4 pts.

Do not use Simazine 4L on bermudagrass in New Mexico and the High Plains of Texas. Do not apply within 7 days after cutting.

Do not graze sheep, dairy or beef cattle for 30 days after 1.6 - 4.8 pts. per acre application or for 60 days after 6.4 pts. per acre application.


Do not cut for hay for 60 days after 1.6 - 4.8 pts. per acre application or for 90 days after 6.4 pts. per acre application.

Corn

Nitrogen solutions or complete liquid fertilizers may replace all or part of the water as a carrier for Simazine 4L. Do not apply after corn has emerged as there is danger of liquid fertilizers causing crop injury. Use 10 - 40 gals. of spray mixture per acre.

Preemergence:

Apply before weeds and corn emerge. Use the appropriate rate in the table below.



Preplant:

Broadcast in the spring after plowing at the appropriate rate in the table below. Apply before, during, or after final seedbed preparation. If soil is tilled or worked after application, avoid deep incorporation of Simazine 4L. Best results will be obtained when Simazine 4L is applied within 2 weeks before planting.

NOTE: Under dry weather conditions, preplant applications may give better weed control than preemergence.

Soil texture	Broadcast* rate per acre
Coarse-textured soil: Sand, silt, and loam that is low in organic	4 pts.
Medium textured soil: Soil containing a moderate amount of clay and organic matter	4.8 pts.
Fine textured soil: Loam that is high in organic matter and clay (including dark prairie soils of Corn Belt)	6 pts.
Organic soil: Peat, muck, and high-organic clay	8 pts.

* For calculation of band treatment rate, see Information Section.

Quackgrass Control: Broadcast 6 - 8 pts. per acre in the fall. Plow two to three weeks later, or if erosion is a problem, delay plowing until spring. Do not plant any crop except corn in the spring following treatment. Do not graze treated area.

If weeds develop, particularly under relatively dry conditions, a shallow cultivation will generally result in better weed control.

- NOTE:
1. Do not apply more than 8 pts. of Simazine 4L per acre to corn in any one year.
 2. Land treated with Simazine should not be planted to any crop except corn until the following year as injury may occur.
 3. After harvest of a treated crop, plow and thoroughly till the soil in fall or spring to minimize possible injury to spring-seeded rotational crops, regardless of the rate used.
 4. If more than 6 pts. of Simazine 4L is used per acre (or equivalent rate in a band), a crop of untreated corn should precede the next rotational crop.

NOTE: (Cont'd):

- 5. Do not apply Simazine 4L preplant incorporated for weed control in corn in the High Plains and Intermountain areas of the West (including central and western Kansas, western Nebraska, western Oklahoma, and the Panhandle of Texas) where rainfall is sparse and erratic or where irrigation is required.
- 6. In the High Plains and Intermountain areas of the West where rainfall is sparse and erratic or where irrigation is required, use Simazine 4L to control weeds in corn only when corn is to follow corn or a crop of untreated corn is to precede another rotational crop.
- 7. In western Minnesota and eastern parts of the Dakotas, Nebraska, and Kansas, do not rotate to soybeans following corn treated with Simazine if more than 4 pints of Simazine 4L per acre (or equivalent rate in a band) was applied as injury may occur.
- 8. Do not plant sugar beets, tobacco, vegetables (including dry beans), spring-seeded small grains, or small-seeded legumes and grasses the year after Simazine 4L application as injury may occur.

Simazine 4L Plus Atrazine 4L Tank-Mix Combination for Weed Control In Corn.


Apply the tank-mix combination of Simazine 4L plus Atrazine 4L either before, during, or after planting corn but before weed emerge to control early germinating annual weeds and late competing grasses. One application will control most annual broadleaf and grass weeds including fall panicum, crabgrass, barnyardgrass, foxtail, velvet leaf, carpetweed, morningglory, lambsquarters, pigweed, and ragweed. Apply in 10 - 40 gals. of water per acre.

Preplant

Apply the tank mixture as a broadcast treatment in the spring after plowing either before, during or after final seedbed preparation. If soil is tilled or worked after application, avoid deep incorporation of Simazine 4L plus Atrazine 4L. Best results will be obtained when the tank mix is applied within 2 weeks before planting.

Preemergence

Apply the tank mixture during or shortly after plant. ; but prior to crop and weed emergence.



Soil Texture	Pre- bro-	and preemergence
	Simazine	rates per acre
		Atrazine 4L
Sand, loamy sand, sandy loam.	2 pts.	2 pts.
Silt loam and clay loam low in organic matter	2.4 pts.	2.4 pts.
Silt Loam and clay loam with medium to high organic matter and clay (including dark prairie soils of the Corn Belt	3 pts.	3 pts.

* For Calculation of preemergence band treatment rate see Information Section.

- NOTE:
1. If weeds develop, a shallow cultivation will generally result in better weed control.
 2. Following harvest of the treated crop, plow (moldboard or disk-plow) and thoroughly till the soil in fall or spring to minimize possible injury to spring-seeded rotational crops, regardless of the rate used.
 3. Do not plant any crop except corn until the following year, as injury may occur.
 4. Do not plant sugar beets, tobacco, vegetables (including dry beans), spring-seeded small grains, or small seeded legumes and grasses the year following application or injury may occur.

Refer to the Atrazine 4L Label for further directions limitations and cautions.

Sugarcane

Apply 2 - 4 qts. per acre at planting or after harvest if ratoon crop is to be grown, but before weeds or sugarcane emerge. Simazine 4L may also be applied interline-directed or over the sugarcane to provide continuing control of germinating weeds.

- NOTE:
1. Do not apply more than one 2 - 4 pts. application over the plants or more than two interline-directed applications.
 2. Do not apply after "close-in".
 3. Total application should not exceed 10 qts. per acre crop cycle.

Do not feed or graze treated forage to livestock.

Grasses Grown for Seed (Pacific Northwest only)

Perennial ryegrass, Highland or Astoria bentgrasses, orchardgrass, tall fescue and fine fescues such as Illahee, Ranier, Pennlawn, Chewings and related species. For the control of broadleaf weeds and annual grasses including annual ryegrass, rattail fescue, silver hairgrass, and downy brome (cheat), apply 2 quarts Simazine 4L in a minimum of 15 gals. of water per acre as soon as fall rains start. Early application is important.

CAUTION: Apply only to grasses from which at least one seed crop has been cut.

Allow 30 days between last application and grazing of sheep, dairy and beef cattle; allow 60 days between the last application and cutting for hay.

NURSERIES, CHRISTMAS TREE PLANTINGS, SHELTER BELTS

Nurseries (see list below)

Apply 4 - 6 pts. in at least 25 gals. of water per acre in fall or spring at least one year after transplanting.

Christmas Tree Plantings and Shelter Belts (see list below)

Remove weed growth before application. Apply 2 - 4 qts. in at least 25 gals. of water per acre after transplanting. Use the same rate for annual maintenance applications.

Quackgrass Control: Apply 8 pts. per acre in the fall or apply a split application of 4 pts. per acre in early spring, after quackgrass begins growth

- CAUTION:**
1. Do not use Simazine on seedbeds or cutting beds.
 2. Do not apply to Christmas tree or shelter belt transplants less than three years of age.
 3. Do not apply more than once a year, except as directed for quackgrass control.

Apply Simazine 4L to these species of trees and shrubs, as recommended above.

American elm	caragana	Mugho pine	red spruce
Austrian pine	cotoneaster	Norway spruce	Russian olive
arborvitae	dogwood	Oregon grape	Scotch pine
balsam fir	Douglas fir	(Mahania spp.)	Siberian elm
barberry	Fraser fir	red cedar	white cedar
blue spruce	hemlock	red oak	white pine
boxelder	honey locust	red pine	white spruce
bush honeysuckle	juniper	(Norway pine)	yew (Taxus spp.)

TURF GRASSES FOR SOD

St. Augustine, Centipede, Zoysia Grass

Apply 2 - 4 qts. per acre, according to soil texture as indicated below.

Muck or Peat	4 qts.	Old beds:	within 2 days after lifting of sod
		New beds:	3-4 days after sprig- ging or plugging
Sandy Soil	2 qts.	Old beds:	within 2 days after lifting of sod
		New beds:	7-10 days after sprig- ging or plugging

Apply an additional 2 qts. on muck or peat, or 1 qt. on sandy soil if weed growth recurs.

- CAUTION: 1. Do not apply within 30 days before cutting or lifting.
2. Do not use north of North Carolina.

VEGETABLE CROPS

Asparagus (established)

Apply 2 - 4 qts. per acre to beds established one year or more. Apply once per year either after disking in the spring before weeds emerge, or following harvest after removal of existing weed growth. Spring application must be made at least 3 days before first cutting.

- CAUTION: (Washington and Oregon only):
1. Do not use on sand, loamy sand, or gravelly areas of fields as crop injury may result.
 2. Do not allow irrigation water to stand or to form pools in the field as injury may occur.

Artichokes

Apply 2 - 4 qts per acre as a directed spray after the last fall tillage.

- CAUTION: 1. Do not apply to sandy soil.
2. Apply only once per year.

NONSELECTIVE WEED CONTROL ON NONCROP LAND

Best results are obtained when Simazine 4L is applied before weeds emerge. If weed growth has begun and removal is not feasible, include a contact or translocated herbicide in the spray.

Simazine 4L can be used to provide long-term weed control on industrial sites, highway medians and shoulders, railroad rights-of-way, lumber yards, petroleum tank farms, and in noncrop areas on farms, such as around buildings, equipment and fuel storage areas, along fences, roadsides, and lanes. Aerial applications may be made where it is feasible.

Use at least 1 gal. of water for each 1 qt. of Simazine 4L; use more water if practical for both ground and aerial applications.

To Control Annual Broadleaf and Grass Weeds (including barnyardgrass, cheat, crabgrass, lambsquarters, foxtail, ragweed, puncturevine, and turkey mullein) apply 4.8 - 10 qts. per acre.

To Control Most Annual and Many Perennial Broadleaf and Grass Weeds (including quackgrass, bluegrass, redtop, burdock, Canada thistle, orchardgrass, purple top, smooth brome, dogfennel, and plantain) apply 2½ - 5 gals. per acre.

To Control Hard-to-kill Perennial Weeds (including bull thistle and sow thistle) apply 5 - 10 gals. per acre.

For longer residual control in regions of high rainfall and a long growing season, apply 5 - 10 gals. per acre.

180618

STORAGE AND DISPOSAL

Do not contaminate water, food, or feed by storage or disposal

STORAGE INSTRUCTIONS:

Storage should be under lock and key and secure from access by unauthorized persons and children. Storage should be in a cool dry area away from any heat or ignition source. Avoid storage at high temperatures. Do not stack over 2 pallets high. Move containers by handles or cases. Do not move containers from one area to another unless they are securely sealed. Keep container tightly sealed when not in use. Keep away from any puncture source. Avoid storage near water supplies, food, feed and fertilizer to avoid contamination. Avoid contamination with acids or alkalis. Store in original containers only. If the contents are leaking or material is spilled follow these steps:

1. Contain spill, absorb with a material such as saw dust, clay granules or dirt.
2. Collect and place in suitable containers for disposal.
3. Wash area with water and soap to remove remaining pesticide.
4. Follow washing with clean water rinse.
5. Place a leaking container in a plastic tub and transfer contents as soon as possible to an empty original container.
6. Do not allow run off to enter sewer or contaminate water supplies.
7. Dispose of waste as indicated below.

Pesticide Disposal: Wastes resulting from the use of this product may be disposed of on site or at an approved waste disposal facility.

Container Disposal: Triple rinse (or equivalent). Then offer for recycling or reconditioning, or puncture and dispose of in a sanitary landfill, or incineration, or, if allowed by state and local authorities, by burning. If burned, stay out of smoke.

WARRANTY - CONDITION OF SALE:

DIRECTIONS FOR USE of this product are based on field use and tests believed reliable and should be followed carefully. It is however impossible to eliminate all risks associated with use of this product. Because such factors as weather conditions, foreign material and manner of use for application are all beyond the control of the Seller of this product, such things as crop injury, ineffectiveness or other unintended consequences may result.

ALL SUCH RISKS ARE ASSUMED BY THE BUYER

Seller warrants that this product conforms to the chemical description on the label and is reasonably fit for the purposes referred to in the directions for use. Seller makes no other warranties, express or implied, including FITNESS OR MERCHANTABILITY. In no case shall the Seller be liable for consequential, special or indirect damages resulting from the use or handling of this product. The foregoing is a condition of sale by the Seller and is accepted as such by the Buyer.