

10615

PM 23

45115-21-

SIMAZINE 80W HERBICIDE


Pre emergence control of many annual broad leaf weeds and grasses in agricultural and ornamental crops.

Active Ingredient: Simazine: 2-chloro-4, 6-bis (ethylamino)-s-triazine..... 80%

Inert Ingredients: 20%

KEEP OUT OF THE REACH OF CHILDREN CAUTION


SEE PAGE ONE FOR ADDITIONAL PRECAUTIONARY STATEMENTS



EPA REGISTRATION NUMBER:45115-21
EPA ESTABLISHMENT NUMBER:

NET CONTENTS: _____ lbs
_____ kgs

MANUFACTURED BY:
IDA, INC.
1255 LYNNFIELD ROAD#140
MEMPHIS, TN 38119



20615

PRECAUTIONARY STATEMENTS

HAZARDS TO HUMANS AND DOMESTIC ANIMALS
CAUTION: Causes eye and skin irritation. Do not get in eyes, on skin, or on clothing. Wash thoroughly with soap and water after handling and before eating or smoking. Remove and wash contaminated clothing before reuse. Harmful if swallowed. Avoid inhalation of dust and contamination of food and feed.
 Do not apply this product in such a manner as to directly or through drift expose workers or other persons. The area being treated must be vacated by unprotected persons.


STATEMENT OF PRACTICAL TREATMENT

IF SWALLOWED: Call a physician or Poison Control Center. Drink 1 or 2 glasses of water and induce vomiting by touching back of throat with finger. Do not induce vomiting or give anything by mouth to an unconscious person.
IF SPLASHED IN EYES: Immediately flush eyes with plenty of water for at least 15 minutes and get medical attention.
IF SPILLED ON SKIN: Immediately remove contaminated clothing, INCLUDING SHOES, and wash skin with soap and plenty of water. If irritation develops, send for a physician.

ENVIRONMENTAL HAZARD

Do not apply when weather conditions favor drift from areas treated. Simazine is a chemical which can travel (seep or leach) through soil and enter groundwater which may be used as drinking water. Simazine has been found in groundwater as a result of its use as a herbicide. Users of this product are advised not to apply simazine where the water table (groundwater) is close to the surface and where the soils are very permeable, i.e., well drained soils such as loamy sands. Users are advised to consult with their local agricultural agencies to obtain information on the location of groundwater and the type of soil in their area. Do not apply directly to water or wetlands. Do not contaminate water by cleaning of equipment or disposal of wastes.

Simazine is a chemical which can travel (seep or leach) through soil and enter groundwater which may be used as drinking water. Simazine has been found in groundwater as a result of its use as a herbicide. Users of this product are advised not to apply simazine where the water table (groundwater) is close to the surface and where the soils are very permeable, i.e., well drained soils such as loamy sands. Users are advised to consult with their local agricultural agencies to obtain information on the location of groundwater and the type of soil in their area. Do not apply directly to water or wetlands. Do not contaminate water by cleaning of equipment or disposal of wastes.



WORKER PROTECTION STATEMENT

Do not enter treated areas without protective clothing until spray have dried. Because certain states may require more restrictive re-entry intervals for various crops treated with this product, consult your State Department of Agriculture for further information.

Written or oral warnings must be given to workers who are expected to be in a treated area or in an area about to be treated with this product. (Indicate specific oral warnings which inform workers of areas or fields that may not be entered without specific protective clothing, period of time field must be vacated and the appropriate actions to take in case of accidental exposure.) When oral warnings are given, warnings shall be given in a language customarily understood by workers. Oral warnings must be given if there is reason to believe that written warnings cannot be understood by workers. Written warnings must include the following information--" CAUTION--Area treated with SIMAZINE on (date of application). Do not enter without appropriate protective clothing until sprays have dried. In case of accidental exposure treat as follows--If Swallowed:call a Physician or Poison Control Center. Drink one or two glasses of water and induce vomiting by touching back of throat with finger. Do not induce vomiting or give anything by mouth to an unconscious person. If In Eyes: immediately flush eyes with plenty of water. Get medical attention if irritation develops. If On Skin: immediately flush skin with plenty of soap and water while removing contaminated clothing and shoes. If irritation develops, seek medical attention."



40615

Simazine Herbicide 80 W ✓
Page 2

DIRECTIONS FOR USE: It is a violation of Federal Law to use this product in a manner inconsistent with its labeling. ✓

Simazine 80W is a herbicide that should be applied before weeds emerge or following removal of weed growth. It controls a wide variety of annual broadleaf and grass weeds when used at selective rates in agricultural and ornamental crops. When used at higher, non-selective rates in non-crop areas, it also controls many perennial broadleaf weeds and grasses. ✓

Where a range of application rates is given, use the low rate on coarser textured soil and soil lower in organic matter; use the high rate on finer textured soil and soil higher in organic matter. ✓

Simazine Herbicide enters weeds mainly through their roots, moisture is needed to move it into the root zone. Very dry soil conditions and lack of rainfall following application may necessitate shallow cultivation, or rotary hoeing. ✓

Simazine 80W is noncorrosive to equipment and nonflammable.

ANNUAL WEEDS CONTROLLED

alyssum	common	jungerice	Russian thistle
Amaranthus spp.	chickweed	knawel	shepherdspurse
annual	crabgrass	lambsquarters	shieldcress
bluegrass	downy brome	mustard	silver hairgrass
annual	fall panicum	nightshade	smartweed
morningglory	fireweed	peppergrass	spanishneedles
annual ryegrass	Flora's	pigweed	speedwell
barnyardgrass	paintbrush	prickly	tansymustard ✓
Brachiaria spp.	Florida pusley	lettuce	wild mustard
burclover	foxtails	purslane	wild oats
carelessweed	goosegrass	ragweed	wiregrass
carpetweed	henbit	rattail fescue	witchgrass

EQUIPMENT

Ground Application: Use conventional spray equipment with 80° fan-type nozzles. Screens in nozzles as well as those in suction and in-line strainers, should be no finer than 50 mesh.

Use hydraulic or mechanical agitation during mixing and application to maintain a uniform suspension.

Use a pump with capacity to maintain 35-40 psi at the nozzles. If hydraulic agitation is used, the pump should also provide sufficient agitation in the tank to keep the mixture in suspension. Wash sprayer thoroughly with clean water immediately after use.

Aerial Application: Use aerial application only where specified in the use directions. Screens in nozzles as well as those in suction and in-line strainers should be no finer than 50 mesh. ✓

Avoid application under conditions where uniform coverage cannot be obtained or where excessive spray drift may occur.

Avoid application directly to animals or humans. Although it is unnecessary for flagmen or loaders to wear protective clothing or equipment, care should be taken to avoid inhalation of dust or spray mist, or prolonged contact with skin. Flagmen and loaders should wash thoroughly before eating and at the end of each day's operation. ✓

Wash sprayer thoroughly with clean water immediately after use. ✓

MIXING INSTRUCTIONS

Make a slurry by adding Simazine 80W to a small amount of water in a separate container. Then pour the slurry into the spray tank partially filled with clean water, and add the rest of the water.

For ground application where the amount of water is not specified, apply Simazine 80W in 20-40 gals. of water per acre. ✓

For aerial application use a minimum of one gal. of water for each 1-1 1/2 lbs. of wettable powder applied per acre, unless otherwise specified.

BAND TREATMENT ✓

The amount of Simazine 80W needed for band treatment may be calculated by the formula:

$$\frac{\text{band width in inches}}{\text{row width in inches}} \times \text{broadcast rate per acre} = \text{amount needed per acre}$$

FRUIT AND NUT CROPS ✓

Apply the spray to the orchard or vineyard floor avoiding contact with fruit, foliage, or stems. Make application only to orchards or groves where trees have been established one year or more. Make only one application per year, except as noted otherwise. Recommended rates are based on broadcast treatment. For band applications or spot applications around trees in fruit or nut plantings, reduce the broadcast rate of Simazine 80W and water per acre in proportion to the area actually sprayed. ✓

PRECAUTION: DO NOT APPLY TO SANDY SOILS. ✓

Apples, Pears, Sour Cherries ✓

Apply 2 1/2 - 5 lbs. per acre. ✓

Avocados (California only) ✓

Apply 2 1/2 - 5 lbs. per acre after final preparation of grove. ✓

Blueberries and Canberries (blackberries, boysenberries, loganberries, raspberries) ✓

Apply 2 1/2 - 5 lbs. per acre in the spring or apply a split application of 2 1/2 lbs. per acre in the spring plus 2 1/2 lbs. per acre in the fall. ✓
Apply in a minimum of 40 gals. of water per acre.

On plantings less than 6 months old use 1/2 the above rate. ✓

Do not apply when fruit is present. ✓

Quackgrass Control: Apply 5 lbs. per acre in the fall or split the application applying 2 1/2 lbs. per acre in the fall plus 2 1/2 lbs. per acre in the spring, when quackgrass is actively growing. ✓

Cranberries ✓

Massachusetts: Apply up to 5 lbs. per acre either before spring growth begins or in the fall after harvest. ✓

Other Areas: Apply 2 1/2 lbs. per acre before spring growth begins. ✓

708/15

Simazine Herbicide 80 W
Page 5

Filberts (Oregon and Washington only) ✓

Apply 2 1/2 - 5 lbs. per acre in the fall or apply a split application of 2 1/2 lbs. per acre in the fall plus 2 1/2 lbs. per acre in the spring.

Do not apply when nuts are on the ground during the harvest period
Do not use on sandy soil

NOTE: If trees are planted on a hillside, excessive soil erosion may result from the elimination of weeds.

Grapes

Apply 2 1/2 - 6 lbs. per acre any time between harvest and early spring ✓

Do not use in vineyards established less than three years.

Grapefruit, Lemons, Oranges ✓

Arizona (Lemons and Oranges only): Apply a split application of 2 lbs. per acre in the spring plus 2 lbs. per acre in the fall.

California: Apply 2 1/2 - 5 lbs. per acre. Do not use in the Imperial, Coachella, or Palo Verde Valleys.

Florida (Grapefruit and Oranges only): Apply 8-12 lbs. per acre in the spring.

Texas (Grapefruit and Oranges only): Apply 5-6 lbs. per acre.

NOTE (All Areas): Do not use in nurseries.
Do not apply to bedded grapefruit, lemons, or oranges.
To avoid possible injury, do not apply to trees under stress from freeze damage for one year after the freeze.

Macadamia Nuts

Apply 2 1/2 - 5 lbs. in 50 gals. of water per acre before harvest and just prior to weed emergence. Repeat application as necessary. Do not apply when nuts are on the ground during the harvest period.

Olives ✓

Apply 2 1/2 - 5 lbs. per acre following grove preparation in the fall. Repeat annually in midwinter.

806 15

Simazine Herbicide 80 W
Page 6

Peaches, Plums, Sweet Cherries ✓

Apply 2 - 5 lbs. per acre. Apply in late fall to early spring prior to weed emergence. ✓

Peaches: Use only in Ark., La., Mo., Okla., Tex., and the states east of the Mississippi River.

Plums and Sweet Cherries: Use only in Mo. and states east of the Mississippi River except Tenn.

Do not apply to sandy or gravelly soil. ✓

Pecans ✓

Apply the appropriate rate in the following table before weeds emerge in the spring:

<u>Soil Texture</u>	<u>Rate Per Acre</u>
Sand, loamy sand	Do Not Use
Sandy loam	2 1/2 lbs.
Loam or clay soil low in organic matter	2 1/2 - 3 1/2 lbs.
Clay soil high in organic matter	3 1/2 - 5 lbs.

Do not use west of the Pecos River in Texas or in New Mex., Ariz., or Ca. Do not make applications to transplanted trees that have been established less than two years in the grove as injury may occur.

Do not apply when nuts are on the ground.

Do not allow animals to graze treated areas.

Walnuts ✓

Apply 2 1/2 - 5 lbs. per acre.

Do not apply when nuts are on the ground.

Do not apply to sandy soil.

Leveling and furrowing operations after application will lessen effectiveness of weed control.

90815

SIMAZINE HERBICIDE 80W PLUS PARAQUAT CL TANK-MIX COMBINATION

Apples, Peaches, Pears ✓

Simazine 80W plus Paraquat CL tank mix combinations is effective in apple, peach, and pear orchards for kill of existing vegetation and for residual control of the annual broadleaf, weeds and grasses listed under General Information.

This combination is also effective for top kill and suppression of perennial weeds.

Apply the rates shown in the following table as a tank mix in 50-200 gals. of water per acre to the orchard floor avoiding contact with fruit, foliage or stems. Add a nonionic surfactant at the rate of 1/2 pt. per 100 gals. Apply when the weeds and grasses are succulent and the new growth is from 1-6 inches tall.

Make only one application per year. Make applications only in orchards or groves where trees have been established one year or more. Do not spray under windy conditions and use a shield for young trees. Do not allow animals to graze treated areas.

Since Simazine enters weeds mainly through their roots, rainfall or irrigation is needed to move it into the root zone.

	Broadcast* rate per acre	
Crop	Simazine 80W	Paraquat CL
Apples	2 1/2 - 5 lbs.	1-2 qts.
Pears		
Peaches**	2-5 lbs.	1-2 qts.

In the table above, use the low rate on coarse textured soil and low organic matter soil. Use the high rate on fine textured soil and high organic matter soil.

*For band applications or spot applications around trees, reduce the broadcast rate and the amount of water in proportion to the area actually sprayed.

**Do not apply to peaches on sandy or gravelly soils. Use on peaches only in Arkansas, Louisiana, Missouri, Oklahoma, Texas, and states east of the Mississippi River.

Corn

Nitrogen solutions or complete liquid fertilizers may replace all or part of the water as a carrier for Simazine 80W. Do not apply after corn has emerged as there is danger of liquid fertilizers causing crop injury.

Preemergence:

Apply before weeds and corn emerge. Use the appropriate rate in the table below.

Simazine Herbicide 80 W

Page 11

Preplant:

Apply in the spring after plowing at the appropriate rate in the table below. Apply before, during, or after final seedbed preparation. If soil is tilled or worked after application, avoid deep incorporation of Simazine 80W. Best results will be obtained when Simazine 80W is applied within 2 weeks before planting.

NOTE: Under dry weather conditions, preplant applications may give better weed control.

<u>Soil texture</u>	<u>Broadcast* rate per acre</u>
Coarse-textured soil: Sand, silt, and loam that is low in organic matter	2 1/2 lbs.
Medium textured soil: Soil containing a moderate amount of clay and organic matter	3 lbs.
Fine textured soil: Loam that is high in organic matter and clay (including dark prairie soils of Corn Belt)	3 3/4 lbs.
Organic soil: Peat, muck, and high-organic clay	5 lbs.

*For calculation of band treatment rate, see Information section.

Quackgrass Control: Apply 3 3/4 - 5 lbs. per acre in the fall. Plow two to three weeks later, or if erosion is a problem, delay plowing until spring. Do not plant any crop except corn in the spring following treatment. Do not graze treated area.

If weeds develop, particularly under relatively dry conditions, a shallow cultivation will generally result in better weed control.

- NOTE:
1. Do not apply more than 5 lbs. of Simazine 80W to corn in any one year.
 2. Land treated with Simazine should not be planted to any crop except corn until the following year as injury may occur.
 3. After harvest of a treated crop, plow and thoroughly till the soil in fall or spring to minimize possible injury to springseeded rotational crops, regardless of the rate used.
 4. If more than 3 3/4 lbs. of Simazine 80W is used per acre (or equivalent rate in a band), a crop of untreated corn should precede the next rotational crop.

Simazine Herbicide 80 W
Page 12

NOTE: (Cont'd.):

- 5. Do not apply Simazine 80W preplant incorporated in corn in the High Plains and Intermountain areas of the West (including central and western Kansas, western Nebraska, western Oklahoma, and the Panhandle of Texas) where rainfall is sparse and erratic or where irrigation is required.
- 6. In the High Plains and Intermountain areas of the West where rainfall is sparse and erratic or where irrigation is required, use Simazine 80W to control weeds in corn only when corn is to follow corn or a crop of untreated corn is to precede another rotational crop.
- 7. In western Minnesota and eastern parts of the Dakotas, Nebraska, and Kansas, do not plant soybeans following corn treated with Simazine if more than 2 1/2 lbs. of Simazine 80W per acre (or equivalent rate in a band) was applied as injury may occur.
- 8. Do not plant sugar beets, tobacco, vegetables (including dry beans), spring-seeded small grains, or small-seeded legumes and grasses the year after Simazine 80W application as injury may occur.

Sugarcane

Apply 2 1/2 - 5 lbs. per acre at planting or after harvest if ratoon crop is to be grown, but before weeds or sugarcane emerge. Simazine 80W may also be applied interline-directed or over the sugarcane to provide continuing control of germinating weeds.

- NOTE:
- 1. Do not apply more than one 2 1/2-5 lb. application over the plants or more than two interline-directed applications.
 - 2. Do not apply after "close-in."
 - 3. Total application should not exceed 12 1/2 lbs. per acre crop cycle.

Do not feed or graze treated forage to livestock.

12 of 15

NURSERIES, CHRISTMAS TREE PLANTINGS, SHELTER BELTS

Nurseries (see list below)

Apply 2 1/2 - 3 3/4 lbs. in at least 25 gals. of water per acre in fall or spring at least one year after transplanting.

Christmas Tree Plantings and Shelter Belts (see list below)

Remove weed growth before application. Apply 2 1/2 - 5 lbs. in at least 25 gals. of water per acre after transplanting. Use the same rate for annual maintenance applications.

Quackgrass Control: Apply 5 lbs. per acre in the fall or apply a split application of 2 1/2 lbs. per acre in early spring, after quackgrass begins growth.

- CAUTION:
1. Do not use Simazine on seedbeds or cutting beds.
 2. Do not apply to Christmas tree or shelter belt transplants less than three years of age.
 3. Do not apply more than once a year, except as directed for quackgrass control.

Apply Simazine 80W to these species of trees and shrubs, as recommended above:

American elm	caragana	Mugho pine	red spruce
Austrian pine	cotoneaster	Norway spruce	Russian olive
arborvitae	dogwood	Oregon grape	Scotch pine
balsam fir	Douglas fir	(Mahonia spp.)	Siberian elm
barberry	Fraser fir	red cedar	white cedar
blue spruce	hemlock	red oak	white pine
bozelder	honey locust	red pine	white spruce
bush honeysuckle	juniper	(Norway pine)	yew (Taxus spp.)

1306/15

Simazine Herbicide 80 W
Page 14

TURF GRASSES FOR SOD

St. Augustine, Centipede, Zoysia Grass

Apply 2 1/2 - 5 lbs. per acre, according to soil texture as indicated below.

Muck or Peat	5 lbs.	Old	within 2 days after
		beds:	lifting of sod
Sandy Soil	2 1/2 lbs.	New	3-4 days after sprig-
		beds:	ging or plugging
		Old	within 2 days after
		beds:	lifting of sod
		New	7-10 days after sprig-
		beds:	ging or plugging

Apply an additional 2 1/2 lbs. on muck or peat, or 1 1/4 lbs. on sandy soil if weed growth recurs.

- CAUTION:
1. Do not apply within 30 days before cutting or lifting.
 2. Do not use north of North Carolina.

VEGETABLE CROPS

Asparagus (established)

Apply 2 1/2 - 5 lbs. per acre to beds established one year or more. Apply once per year either after disking in the spring before weeds emerge, or following harvest after removal of existing weed growth. Spring application must be made at least 3 days before first cutting.

- CAUTION: (Washington and Oregon only):
1. Do not use on sand, loamy sand, or gravelly areas of fields as crop injury may result.
 2. Do not allow irrigation water to stand or to form pools in the field as injury may occur.

Artichokes

Apply 2 1/2 - 5 lbs. per acre as a directed spray after the last fall tillage.

- CAUTION:
1. Do not apply to sandy soil.
 2. Apply only once per year.

14

NONSELECTIVE WEED CONTROL ON NONCROP LAND

Best results are obtained when Simazine 80W is applied before weeds emerge. If weed growth has begun and removal is not feasible, include a contact or translocated herbicide in the spray.

Simazine 80W can be used to provide long-term weed control on industrial sites, highway medians and shoulders, railroad rights-of-way, lumber yards, petroleum tank farms, and in noncrop areas on farms, such as around buildings, equipment and fuel storage areas, along fences, roadsides, and lanes. Aerial applications may be made where it is feasible.

Use at least 1 gal. of water for each 1 lb. of Simazine 80W; use more water if practical for both ground and aerial applications.

To Control Annual Broadleaf and Grass Weeds (including barnyardgrass, cheat, crabgrass, lambsquarters, foxtail, ragweed, puncturevine, and turkey mullein) apply 6-12 1/2 lbs. per acre.

To Control Most Annual and Many Perennial Broadleaf and Grass Weeds (including quackgrass, bluegrass, redtop, burdock, Canada thistle, orchardgrass, purple top, smooth brome, dogfennel, and plantain) apply 12 1/2 - 25 lbs. per acre.

To Control Hard-to-kill Perennial Weeds (including bull thistle and sow thistle) apply 25-50 lbs. per acre.

For longer residual control in regions of high rainfall and a long growing season, apply 25-50 lbs. per acre.

15

STORAGE AND DISPOSAL

Do not contaminate water, food, or feed by storage or disposal. Storage should be under lock and key and secure from access by unauthorized persons and children. Storage should be in a cool dry area away from any heat or ignition source. Do not allow storage in a damp or humid area. Do not stack over 2 pallets high. Move bags carefully so as not to tear or puncture. Do not move from one area to another unless they are securely sealed to prevent dust from escaping. Keep container tightly sealed when not in use. Keep away from any puncture source. Avoid storage near water supplies, food, feed and fertilizer to avoid contamination. Avoid contamination with acids and alkalies. Store in original containers only. If the contents are leaking or material is spilled follow these steps while wearing protective equipment:

1. Collect and place in suitable containers for disposal.
2. Wash area with water and soap to remove remaining pesticide.
3. Follow washing with clear water rinse.
4. Do not allow run off to enter sewer or contaminate water supplies.
5. Dispose of waste as indicated below:

PESTICIDE DISPOSAL:

Wastes resulting from the use of this product may be disposed of on site or at an approved waste disposal facility.

CONTAINER DISPOSAL

Completely empty bag into application equipment. Then dispose of empty bag in a sanitary landfill or by incineration, or if allowed by State and local authorities, by burning. If burned, stay out of smoke.

WARRANTY - CONDITION OF SALE:

DIRECTIONS FOR USE of this product are based on field use and tests believed reliable and should be followed carefully. It is however impossible to eliminate all risks associated with use of this product. Because such factors as weather conditions, foreign material and manner of use for application are all beyond the control of the Seller of this product, such things as crop injury, ineffectiveness or other unintended consequences may result.

ALL SUCH RISKS ARE ASSUMED BY THE BUYER

Seller warrants that this product conforms to the chemical description on the label and is reasonably fit for the purposes referred to in the directions for use. Seller makes no other warranties, express or implied, including FITNESS OR MERCHANTABILITY. In no case shall the Seller be liable for consequential, special or indirect damages resulting from the use or handling of this product. The foregoing is a condition of sale by Seller and is accepted as such by the Buyer.