



OFFICE OF CHEMICAL SAFETY AND POLLUTION PREVENTION

WASHINGTON, D.C. 20460

December 16, 2025

Christina Swick
cswick@lewisharrison.com
ALBAUGH, LLC.

Subject: Non-PRIA (Pesticide Registration Improvement Act) Labeling Amendment - Minor updates to the label to add language to the Environmental Hazards section of the, remove one use site, add marketing statements, and add one broadleaf weed to the weed list.
Product Name: GPI CON
Admin Number: 45002-32
EPA Receipt Date: 04/25/2023
Action Case Number: 00482510

Dear Christina Swick:

The amended labeling referred to above, submitted in connection with registration under the Federal Insecticide, Fungicide, and Rodenticide Act, as amended, is acceptable.

This approval does not affect any terms or conditions that were previously imposed on this registration. You continue to be subject to existing terms or conditions on your registration and any deadlines connected with them.

A stamped copy of your labeling is enclosed for your records. This labeling supersedes all previously accepted labeling. You must submit one (1) copy of the final printed labeling before you release this product for shipment with the new labeling. In accordance with 40 CFR § 152.130(c), you may distribute or sell this product under the previously approved labeling for 18 months from the date of this letter. After 18 months, you may only distribute or sell this product if it bears this new revised labeling or subsequently approved labeling. "To distribute or sell" is defined under FIFRA section 2(gg) and its implementing regulation at 40 CFR § 152.3.

Should you wish to add/retain a reference to your company's website on your label, then please be aware that the website becomes labeling under FIFRA and is subject to review by EPA. If the website is false or misleading, the product will be considered to be misbranded and sale or distribution of the product is unlawful under FIFRA section 12(a)(1)(E). 40 CFR § 156.10(a)(5) lists examples of statements the EPA may consider false or misleading. In addition, regardless of whether a website is referenced on your product's label, claims made on the website may not substantially differ from those claims approved through the registration process. Therefore, should the EPA find or if it is brought to our attention that a website contains statements or claims substantially differing from statements or claims made in connection with obtaining a FIFRA section 3 registration, the website will be referred to the EPA's Office of Enforcement and Compliance Assurance.

Your release for shipment of this product constitutes acceptance of these terms. If these terms are not complied with, this registration will be subject to cancellation in accordance with FIFRA section 6.

If you have questions, please contact Olivia Anderson by telephone at (202) 564-2255 or via email at anderson.olivia@epa.gov.

Sincerely,

Kable Bo Davis

Kable Bo Davis, Senior Advisor
FHB, RD
Office of Pesticide Programs

GLUFOSINATE	GROUP	10	HERBICIDE
NONANOIC ACID	GROUP	27	HERBICIDE
IMAZETHAPYR	GROUP	2	HERBICIDE

GPI CON

[Alternate brand name: Surmise® SpeedPro XT, Surmise® Pro-EXT, Surmise® Pro-Extend]

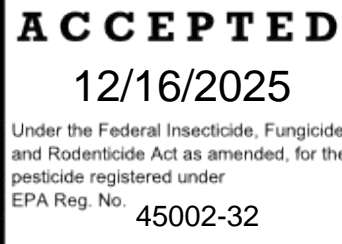
Herbicide for nonselective weed control of emerged weeds in non-crop areas including: Industrial sites, Petroleum tank farms, Pumping stations, around Education buildings, Lumberyards, Manufacturing sites, Storage areas, Airports, Roadsides, Curbs, Sidewalks, Driveways, Parking areas, Brick walks, Gravel paths, Patios, Vacant lots, Paved areas including cracks and crevice), Warehouse areas, Urban areas, Play areas, Tennis courts, Fencerows, along fences of paddocks, Hedgerows, Dry ditchbanks, around Domestic dwellings, Shelter beds, dog kennels, under trees, in landscape beds.

ACTIVE INGREDIENTS:

Glufosinate-ammonium.....10.00%
 Ammonium nonanoate*.....11.08%
 Imazethapyr-ammonium**.....3.18%

OTHER INGREDIENTS:75.74%

TOTAL:.....100.00%



* Equivalent to 10.00% nonanoic (pelargonic) acid equivalent.

** Equivalent to 3.00% imazethapyr acid equivalent.

Contains 0.88 lbs Glufosinate ammonium, 0.88 lbs Nonanoic (pelargonic) acid, and 0.27 lbs Imazethapyr acid per gallon.

KEEP OUT OF REACH OF CHILDREN

WARNING/AVISO

Si usted no entiende la etiqueta, busque a alguien para que se la explique a usted en detalle.
 (If you do not understand the label, find someone to explain it to you in detail.)

FIRST AID	
IF IN EYES:	<ul style="list-style-type: none"> Hold eyes open and rinse slowly and gently with water for 15-20 minutes. Remove contact lenses after the first 5 minutes, then continue rinsing. Call a poison control center or doctor for treatment advice.
IF ON SKIN:	<ul style="list-style-type: none"> Take off contaminated clothing. Rinse skin immediately with plenty of water for 15-20 minutes. Call a poison control center or doctor for treatment advice.
IF SWALLOWED:	<ul style="list-style-type: none"> Call a poison control center or doctor immediately for treatment advice. Have person sip a glass of water if able to swallow. DO NOT induce vomiting unless told to do so by a poison control center or doctor. DO NOT give anything by mouth to an unconscious person.
IF INHALED:	<ul style="list-style-type: none"> Move person to fresh air. If person is not breathing, call 911 or an ambulance, then give artificial respiration, preferably mouth- to-mouth if possible. Call a poison control center or doctor for further treatment advice.

Have a product container or label with you when calling a poison control center or doctor or going for treatment. For non-emergency exposure information on this product, call 1-888-347-6732 (7 days/week, 24-hr). For medical emergencies, call the poison control center at 1-800-222-1222.

[See [inside] booklet for [additional] [complete] [First Aid,] [Precautionary Statements,] [Directions for Use,] and [Storage and Disposal].]

For 24-hour emergency assistance, chemical spill, leak, fire, exposure or accident, call CHEMTREC toll free at 1-800-424-9300.

EPA Reg. No. 45002-32

NET CONTENTS: _____ Gallons

EPA Est. No. _____

MANUFACTURED BY:

Albaugh, LLC
 1525 NE 36th Street
 Ankeny, IA 50021

PRECAUTIONARY STATEMENTS

HAZARDS TO HUMANS AND DOMESTIC ANIMALS

WARNING/AVISO: Causes substantial but temporary eye injury. **DO NOT** get in eyes or on clothing. Avoid contact with skin. Wash thoroughly with soap and water after handling and before eating, drinking, chewing gum, using tobacco or using the toilet. Remove and wash contaminated clothing before reuse.

PERSONAL PROTECTIVE EQUIPMENT (PPE)

Applicators and other handlers must wear:

1. Long-sleeved shirt and long pants
2. Chemical resistant gloves such as barrier laminate butyl rubber >14 mils nitrile rubber >14 mils neoprene rubber >14 mils polyvinyl chloride (PVC) >14 mils or Viton >14 mils
3. Shoes plus socks
4. Protective eyewear (goggles, face shield, or safety glasses).

USER SAFETY REQUIREMENTS

Discard clothing and other absorbent materials that have been drenched or heavily contaminated with this product's concentrate. **DO NOT** reuse them. Follow manufacturer's instructions for cleaning/maintaining PPE. If no such instructions for washables exist, use detergent and hot water. Keep and wash PPE separately from other laundry.

USER SAFETY RECOMMENDATIONS

Users should:

- Remove clothing/PPE immediately if pesticide gets inside. Then wash thoroughly and put on clean clothing.
- Remove PPE immediately after handling this product. Wash the outside of gloves before removing. As soon as possible, wash thoroughly and change into clean clothing.

ENVIRONMENTAL HAZARDS

This pesticide is toxic to fish and aquatic invertebrates. **DO NOT** apply directly to water, or to areas where surface water is present, or to intertidal areas below the mean high-water mark. **DO NOT** clean equipment or dispose of equipment washwaters in a manner that will contaminate water resources or land.

Surface Water Advisory:

This product may impact surface water quality due to runoff of rain water. This is especially true for poorly draining soils and soils with shallow ground water. This product is classified as having high potential for reaching surface water via runoff for several months or more after application.

A level, well-maintained vegetative buffer strip between areas to which this product is applied and surface water features such as ponds, streams, and springs will reduce the potential loading of imazethapyr from runoff water and sediment. Runoff of this product will be reduced by avoiding applications when rainfall or irrigation is expected to occur within 48 hours.

DO NOT use on coarse soils classified as sand which have less than 1% organic matter.

Groundwater Advisory:

Glufosinate-ammonium and imazethapyr-ammonium have properties and characteristics associated with chemicals detected in groundwater. The use of this product in areas where soils are permeable, particularly where the water table is shallow, may result in groundwater contamination.

This product may not be mixed or loaded within 50 feet of any wells (including abandoned wells and drainage wells), sinkholes, perennial or intermittent streams and rivers, and natural or impounded lakes or reservoirs. This setback does not apply to properly capped or plugged abandoned wells and does not apply to impervious pad or properly diked mixing/loading areas.

Non-Target Organism Advisory:

This product is toxic to plants and may adversely impact the forage and habitat of non-target organisms, including pollinators, in areas adjacent to the treated site. Protect the forage and habitat of non-target organisms by following label directions intended to minimize spray drift.

PHYSICAL OR CHEMICAL HAZARDS

DO NOT mix or allow coming in contact with oxidizing agent. Hazardous chemical reaction may occur.

DIRECTIONS FOR USE

It is a violation of federal law to use this product in a manner inconsistent with its labeling.

DO NOT use this product until you have read the entire label. **DO NOT** apply this product in a way that will contact workers or other persons, either directly or through drift. Only protected handlers may be in the area during application. For any requirements specific to your State or Tribe, consult the agency responsible for pesticide regulation.

In the State of New York Only: Not For Use in Nassau and Suffolk Counties.

AGRICULTURAL USE REQUIREMENTS

Use this product only in accordance with its labeling and with the Worker Protection Standard, 40 CFR part 170. This Standard contains requirements for the protection of agricultural workers on farms, forests, nurseries, and greenhouses; and handlers of agricultural pesticides. It contains requirements for training, decontamination, notification, and emergency assistance. It also contains specific instructions and exceptions pertaining to the statements on this label about personal protective equipment (PPE), and restricted-entry intervals. The requirements in this box only apply to uses of this product that are covered by the Worker Protection Standard.

DO NOT enter or allow worker entry into treated areas during the restricted entry-interval (REI) of 12 hours.

PPE required for early entry to treated areas that is permitted under the Worker Protection Standard and that involves contact with anything that has been treated, such as plants, soil, or water, is:

1. Coveralls;
2. Chemical-resistant gloves such as barrier laminate, butyl rubber >14 mils nitrile rubber >14 mils neoprene rubber >14 mils polyvinyl chloride (pvc) >14 mils or viton >14 mils;
3. Shoes plus socks;
4. Protective eyewear.

NON AGRICULTURAL USE REQUIREMENTS

The requirements in this box apply to uses of this product that are NOT within the scope of the Worker Protection Standard for agricultural pesticides (40 CFR Part 170). The WPS applies when this product is used to produce agricultural plants on farms, forests, nurseries, or greenhouses. The application for trimming and edging, industrial, recreational and public areas, and farmsteads are not within the scope of the WPS.

MANDATORY SPRAY DRIFT

- **DO NOT** apply via air.
- **DO NOT** apply when wind speeds exceed 10 miles per hour at the application site.
- **DO NOT** apply during temperature inversions.
- Applicators must select nozzles and pressure that deliver coarse to coarser droplets in accordance with American Society of Agricultural & Biological Engineers Standard 527 (ASABE 572).
- Spray at the appropriate boom height based on nozzle selection and nozzle spacing, but **DO NOT** exceed a boom height of 24 inches above target pest or crop canopy. Set boom to lowest effective height over the target pest or crop canopy based on equipment manufacturer's directions. Automated boom height controllers are recommended with large booms to better maintain optimum nozzle to canopy height. Excessive boom height will increase the potential for spray drift.
- For non-crop vegetation management ground applications, apply with the nozzle height no more than 4 feet above the ground or target vegetation, unless necessitated by the application equipment. Examples would include roadside, railroad, utility rights of way, forestry and other industrial vegetation management applications where safety or natural barriers obstruct application.
- User must only apply with the release height recommended by the manufacturer, but no more than 3 feet above the ground or crop canopy unless making a turf, pasture, or rangeland application, in which case applicators may apply with a nozzle height no more than 4 feet above the ground.

SPRAY DRIFT ADVISORY

POLLINATOR ADVISORY

This product contains an herbicide. Follow all label directions and precautions to minimize potential off-target exposure in order to prevent effects to non-target plants adjacent to the treated site which may serve as habitat or

forage for pollinators.

SPRAY DRIFT MANAGEMENT

The interaction of many equipment and weather-related factors determines the potential for spray drift. The applicator is responsible for considering all these factors when making application decisions.

Importance of Droplet Size - The most effective way to reduce drift potential is to apply large droplets. The best drift management strategy is to apply the largest droplets that provide sufficient coverage and control. The presence of sensitive species nearby, the environmental conditions, and pest pressure may affect how an applicator balances drift control and coverage. **APPLYING LARGER DROPLETS REDUCES DRIFT POTENTIAL BUT WILL NOT PREVENT DRIFT IF APPLICATIONS ARE MADE IMPROPERLY OR UNDER UNFAVORABLE ENVIRONMENTAL CONDITIONS!**

See Wind, Temperature and Humidity, and Temperature Inversions sections of this label.

Techniques for Controlling Droplet Size -

Volume – Use high flow rate nozzles to apply the highest practical spray volume. Nozzles with higher rated flows produce larger droplets.

Pressure – Use the lower spray pressures recommended for the nozzle. Higher pressure reduces droplet size and does not improve canopy penetration. **WHEN HIGHER FLOW RATES ARE NEEDED, USE A HIGHER-CAPACITY NOZZLE INSTEAD OF INCREASING PRESSURE.**

Nozzle Type – Use a nozzle type that is designed for the intended application. With most nozzle types, narrow spray angles produce larger droplets. Consider using low-drift nozzles.

Boom Height - Setting the boom at the lowest referenced height (if specified) which provides uniform coverage reduces the exposure of droplets to evaporation and wind. For ground equipment, the boom should remain level with the crop and have minimal bounce.

Drift Reduction Technology (DRT) - The EPA Drift Reduction Technology (DRT) Program was developed to encourage the manufacturer, marketing, and use of spray technologies scientifically verified to significantly reduce pesticide drift. The use of DRTs should result in significantly less pesticide from spray applications drifting and being deposited in areas not targeted by those applications, compared to spray technologies that do not meet the minimum DRT standard. EPA-verified drift reduction technologies (DRTs) and their ratings will be added to the following webpage when they become available: <https://www.epa.gov/reducing-pesticide-drift/epa-verified-and-rated-drift-reduction-technologies>

Wind - Drift potential increases at wind speeds of less than 3 mph (due to inversion potential) or more than 10 mph. However, many factors including droplet size and equipment type determine drift potential at any given wind speed. **AVOID APPLICATIONS DURING GUSTY OR WINDLESS CONDITIONS.**

Note: Local terrain can influence wind patterns. Every applicator needs to be familiar with local wind patterns and how they affect spray drift.

Temperature and Humidity - When making applications in hot and dry conditions, set up equipment to produce larger droplets to reduce effects of evaporation.

Temperature Inversions - Drift potential is high during a temperature inversion. Temperature inversions restrict vertical air mixing, which causes small suspended droplets to remain close to the ground and move laterally in a concentrated cloud. Temperature inversions are characterized by increasing temperature with altitude and are common on nights with limited cloud cover and light to no wind. They begin to form as the sun sets and often continue into the morning. Their presence can be indicated by ground fog; however, if fog is not present, inversions can also be identified by the movement of smoke from a ground source or an aircraft smoke generator. Smoke that layers and moves laterally in a concentrated cloud (under low wind conditions) indicates an inversion, while smoke that moves upward and rapidly dissipates indicates good vertical air mixing.

Shielded Sprayers - Shielding the boom or individual nozzles can reduce the effects of wind. However, it is the responsibility of the applicator to verify that the shields are preventing drift and not interfering with uniform deposition of the product.

PRODUCT INFORMATION

This product is a nonselective water-soluble herbicide for application as a foliar spray for the control of a broad-spectrum of emerged annual and perennial grass and broadleaf weeds on residential, commercial, and institutional lawns, athletic fields, commercial sod farms, golf course fairways and roughs, railroad rights-of-way, highway, roadside, pipeline and utility rights-of-way, industrial areas, fence rows, and other non-crop sites. This product will also control certain woody species. **THOROUGH SPRAY COVERAGE IS IMPORTANT.** Visual effects and control from application of this product

will occur within 2 to 4 days after application under good growing conditions.

This product is nonselective and will injure or kill all green vegetation contacted by the spray. Avoid all contact with foliage or green tissue of desirable vegetation. Avoid direct spray contact with green, thin, or uncalloused bark of desirable vegetation or plant injury may result. If desirable vegetation is contacted, rinse the sprayed portion with water immediately.

This product works best when weeds are actively growing. Weed control may be reduced when applications are made to weeds under stress due to drought or cool temperatures. Weeds under stress or in dense populations will require application at the highest rate specified. Refer to the How to Apply section of this label.

Refer to the How to Apply section of this labeling for specified treatment rates and a list of weeds controlled. Applications may be made on a broadcast, banded or spot basis depending on the situation. Avoid direct spray or drift to desirable vegetation. Regrowth may occur due to the weed stage of growth at application, low use rate, or environmental conditions.

WEED RESISTANCE MANAGEMENT

For resistance management, GPI CON contains a Group 10, Group 27, and Group 2 herbicides. Any weed population may contain or develop plants naturally resistant to GPI CON and other Group 10, 27, or 2 herbicides. The resistant biotypes may eventually dominate the weed population if these herbicides are used repeatedly in the same field. Appropriate resistance management strategies should be followed.

Fields should be scouted prior to application to identify the weed species present and their growth stage to determine if the intended application will be effective. Field should also be scouted after application to verify that the treatment was effective.

Contact your local sales representative or extension agent to find out if suspected resistant weeds to this MOA have been found in your region. If resistant biotypes of target weeds have been reported, use the application rates of this product specified for your local conditions. Tank mix products so that there are multiple effective mechanisms of action for each target weed.

Suspected herbicide-resistant weeds may be identified by these indicators:

- Failure to control a weed species normally controlled by the herbicide at the dose applied, especially if control is achieved on adjacent weeds;
- A spreading patch of non-controlled plants of a particular weed species; and
- Surviving plants mixed with controlled individuals of the same species.

Report any incidence of non-performance of this product against a particular weed species to your Albaugh representative or call 1-800-247-8013 or at www.albaughLLC.com. If resistance is suspected, treat weed escapes with an herbicide having a different mode of action and/or use non-chemical means to remove escapes, as practical, with the goal of preventing further seed production.

To delay herbicide resistance, take one or more of the following steps:

- **Diversified approach.** To the extent possible, use a diversified approach towards weed management. Whenever possible, incorporate multiple weed-control practices.
- **Know your weeds.** Identify weeds present by scouting and understand their biology. A weed-control program should consider all of the weeds present.
- **Rotate mechanisms of action.** Difficult to control weeds may require applications of herbicides with differing mechanisms of action.
- **Apply herbicide correctly.** Apply this herbicide at the correct timing and rate to control the most difficult weed in the field.

Contact your local extension specialist or certified crop advisors for additional pesticide resistance-management and/or integrated weed-management directions for specific weed biotypes.

Contact your local sales representative, crop advisor, or extension agent to find out if suspected resistant weeds to these MOAs have been found in your region. **DO NOT** assume that each listed weed is being controlled by multiple mechanisms of action. Co-formulated active ingredients are intended to broaden the spectrum of weeds that are controlled. Some weeds may be controlled by only one of the active ingredients in this product.

RESTRICTIONS

Operations that involve mixing, loading, rinsing, or washing of this product into or from pesticide handling or application equipment or containers within 50 feet of any well are prohibited unless conducted on an impervious pad constructed to withstand the weight of the heaviest load that may be positioned on or moved across the pad. Such a pad shall be designed and maintained to contain any product spills or equipment leaks, container or equipment rinse or washwater, and rainwater that may fall on the pad. Surface water shall not be allowed to flow over or from the pad, which means the pad must be self-contained. The pad shall be sloped to facilitate material removal.

An unroofed pad shall be of sufficient capacity to contain, at a minimum, 110% of the capacity of the largest pesticide container or application equipment on the pad.

A pad that is covered by a roof of sufficient size to completely exclude precipitation from contact with the pad shall have a minimum containment capacity of 100% of the capacity of the largest pesticide container or application equipment on the pad.

Containment capacities as described above shall be maintained at all times. The above specific minimum containment capacities do not apply to vehicles when delivering pesticide shipments to the mixing/loading site. States may have in effect additional requirements regarding wellhead setbacks and operational containment.

DO NOT apply this product through any type of irrigation.

Product must be used in a manner which will prevent back-siphoning in wells, spills, or improper disposal of excess pesticide spray mixture.

WHERE TO APPLY

For outdoor use only.

When applied as a spot or directed spray application, this product controls annual and perennial weeds listed on this label in non-crop areas including: Industrial sites, Petroleum tank farms, Pumping stations, around Education buildings, Lumberyards, Manufacturing sites, Storage areas, Airports, Roadsides, Curbs, Sidewalks, Driveways, Parking areas, Brick walks, Gravel paths, Patios, Vacant lots, Paved areas including cracks and crevice), Warehouse areas, Urban areas, Play areas, Tennis courts, Fencerows, along fences of paddocks, Hedgerows, Dry ditchbanks, around Domestic dwellings, Shelter beds, dog kennels, under trees, in landscape beds.

Trimming and Edging

This product may be used for trimming and edging landscape areas including: around individual trees and shrubs, landscape beds, foundations, fences, driveways, paths, and parking areas; also, on golf courses along cart paths, around sign and light posts, and around sand traps.

WHEN TO APPLY

This product is a foliar-active material. Best results are obtained when weeds are actively growing. Apply on a sunny day with temperatures above 60° F. Weed control may be reduced when applications are made to weeds under stress due to drought or cool temperatures. Weeds under stress or in dense populations will require application of the highest rate specified. Refer to the How to Apply section of this label.

This product must be applied at the rate specified in the How to Apply section of this label. Repeat applications of this product may be needed to control weeds emerging from underground parts or seeds.

HOW TO MIX

This product must be mixed with water to make a finished spray solution as follows:

1. Fill the spray tank with the required amount of water.
2. Add the proper amount of this product, then mix thoroughly.

USE RESTRICTIONS

1. **DO NOT** apply directly to or allow drift to contact desirable green tissue or green, thin, or uncalloused bark of desirable vegetation.
2. **DO NOT** apply to weeds when wet from dew, rain or water.
3. **DO NOT** apply if rainfall is expected within 2 hours.
4. Apply in a minimum of 10 gallons spray / acre
5. **DO NOT** apply to golf course putting greens or tees
6. **DO NOT** apply North of North Dakota Highway 13 or Minnesota Highway 10.

7. **DO NOT** apply directly to landscape ornamentals.
8. **DO NOT** apply more than 75.0 Fl. Oz. (2.4 Quarts) (0.52 lbs glufosinate ai, 0.52 lbs nonanoic acid ai, 0.158 lbs imazethapyr ai) per acre per year.
9. **DO NOT** apply more than 35.5 Fl. Oz. (1.1 Quarts) (0.24 lbs glufosinate ai, 0.24 lbs nonanoic acid ai, 0.075 lbs imazethapyr ai) per acre per application.
10. **DO NOT** apply more than a total of 2 broadcast applications (excluding spot treatments) per year.
11. **DO NOT** make more than 3 spot applications (same spot no greater than 1000 sq. ft.) per year.
12. The minimum retreatment interval is 14 days.
13. **DO NOT** make broadcast application to residential lawns, make spot treatments only.
14. Spot treatment to residential lawns is limited to 1000ft² per acre. **DO NOT** apply more than 4.5 Fl. Oz. (0.031 lbs glufosinate ai, 0.031 lbs nonanoic acid ai, 0.009 lbs. imazethapyr ai) / spot treatment.
15. **DO NOT** apply this product through any type of irrigation system.
16. **DO NOT** apply to soils classified as sand with less than 1% organic matter
17. **DO NOT** allow grazing of vegetation treated with this product or feed livestock forage cut from treated areas.
18. **DO NOT** spray plants or grasses you like- they will die. Avoid spray contact of green plant stems or green bark of young trees and shrubs. Not recommended for spot weed control in lawns since this product kills lawn grasses.

HOW TO APPLY

Hand-Held Equipment

Thorough saturation of the foliage and stems is required for control, but stop sprays when run-off from weed leaves occurs. Use low spray pressure to reduce foaming and avoid contact with desirable plants. Most spray nozzles are designed to operate at 10 to 15 psi and provide uniform spray coverage of weeds.

Directed Spray Equipment

Use a shielded sprayer to prevent spray contact on desirable plants.

Spot or Directed Applications

This product may be used as a spot or directed spray application. Spray undesirable vegetation foliage on a spray-to-wet basis. **DO NOT** apply beyond runoff. Ensure uniform and complete coverage. Use a coarse spray. **DO NOT** spray during windy conditions. Backpack, pump-up, and hydraulic sprayers may be used. Thoroughly clean the sprayer following use.

Table 1. Amount of this product added to water to make 1, 10, or 25 gallons of spray solution at dosages of 2.5 to 5.0%.

% solution	Volume of Spray Solution		
	1 Gallon	10 Gallons	25 Gallons
	Amount of this product		
2.5	3.2 Fl. Oz. (0.022 lbs glufosinate ai, 0.022 lbs nonanoic acid ai, 0.007 lbs imazethapyr ai)	1 Quart (0.22 lbs glufosinate ai, 0.22 lbs nonanoic acid ai, 0.07 lbs imazethapyr ai)	2.5 Quart (0.55 lbs glufosinate ai, 0.55 lbs nonanoic acid ai, 0.169 lbs imazethapyr ai)
5.0	6.4 Fl. Oz. (0.044 lbs glufosinate ai, 0.044 lbs nonanoic acid ai, 0.0135 lbs imazethapyr ai)	2 Quart (0.44 lbs glufosinate ai, 0.44 lbs nonanoic acid ai, 0.013 lbs imazethapyr ai)	5 Quart (1.1 lbs glufosinate ai, 1.1 lbs nonanoic acid ai, 0.338 lbs imazethapyr ai)

Broadcast or Boom Applications

Apply 18.75 - 37.5 Fl. Oz. (0.13-0.26 lbs glufosinate ai, 0.13-0.26 lbs nonanoic acid ai, 0.0395-0.0791 lbs imazethapyr ai) per acre depending upon the weed and stage of growth as shown in the following sections. Use a minimum of 20 gallons of water per acre with spray pressures no greater than are required to obtain adequate plant coverage

Table 2. Rates for Postemergence Weed Control.

Weed Size and Stage	Spot / Directed Spray Application (% solution)	Broadcast Applications (Fl. Oz.)
Weeds < 6 inches in height, pre-tiller grasses	2.5	18.75 (0.13 lbs glufosinate ai,

		0.13 lbs nonanoic acid ai, 0.0395 lbs imazethapyr ai)
Weeds > 6 inches in height and / or grasses that have tillered	5.0	37.5 (0.26 lbs glufosinate ai, 0.26 lbs nonanoic acid ai, 0.0791 lbs imazethapyr ai)

WEEDS CONTROLLED

Broadleaf Weeds	
Algae	Mugwort
Bittercress, hairy	Mustards
Bindweed	Mullein
Buffalobur	Nettle
Burdock	Nightshade
Canada thistle	Nimblewill
Chickweed, common, mouse-ear	Oxalis
Clover	Pansy, wild
Cocklebur, common	Pennycress, field
Corn spurry	Pigweed, red root
Dandelion	Plantain
Dock, curly	Pigweed, smooth, redroot
Dogbane, hemp	Pokeweed
Filaree	Prickly lettuce
Fleabane, annual	Puncturevine (goathead)
Groundsel	Purslane
Goldenrod	Ragweed, common
Heath aster, white	Rocket, yellow
Henbit	Russian thistle
Horsetail	Shepherd's purse
Jimsonweed	Smartweed
Kochia	Sorrel, sheep
Lambsquarters, common	Sowthistle, annual
Leafy spurge	Spurge, spotted
Liverwort	Thistle, musk
London rocket	Velvetleaf
Mallow, roundleaved	Vervain
Malva (little mallow)	Virginia copperleaf
Marestail	Wild buckwheat
Moneywort	Wild mustard
Morningglory, annual	Wild onion
Moss	Wild turnip
	Woodsorrel
Grassy Weeds and Sedges	
Bahiagrass	Dallisgrass
Barley	Fall panicum
Barnyardgrass	Fescue, creeping red, hard
Bentgrass, colonial	Foxtail, giant, green, yellow
Bermudagrass (wireweed)	Goosegrass
Bluegrass, annual	Nimblewill
Bromegrass, downy, smooth	Nutsedge, yellow
Carpetgrass	Onion, wild
Crabgrass, large	Rygrass, perennial
Cupgrass	Star-of-Bethlehem
Brush Suppressed or Controlled*	
Blackberry	Poison ivy

Deer brush	Poison oak
Douglas fir	Roundleaf greenbriar
Gallberry	Salmonberry
Hazel	Sumac
Honeysuckle	Sweetgum
Huckleberry	Thimbleberry
Maple	Trumpetcreeper
Multiflora rose	Vine maple
Oak	Western red cedar
Pine	

[* Not for use in California]

Optional Instructions for Booklet

[OPEN/ ABRA]

[Open Booklet for Assembly and Use Instructions] [Open booklet for details]

[Please open booklet below for detailed instructions] [Press to Reseal]

[Resealable Label for Directions & Precautions]

[How it Works] [Insert Claims from APPENDIX 1 or 2]

Kills All Types of Weeds & Grasses

[Insert Brand Name] is absorbed by weed leaves.

It moves through the weed to the root.



[Insert Graphic] Kills the root. So the weeds won't grow back

[Kills only what you spray.]

Any product not absorbed by plants [breaks down] [will not move/ without moving] in or on the soil to untreated plants.]

[DID YOU KNOW?] [Insert Claims from APPENDIX 1 or 2]

WHERE TO USE [Insert Claims from APPENDIX 1 or 2]

- [Fence Lines/ Along Fences]
- [Driveways & Walkways/ Patios]
- [Tree Rings/ Around Trees]
- [Flower Beds/ Landscaped Beds]
- [Edging]

WHAT TO KNOW [Insert Claims from APPENDIX 1 or 2]

- [Rainproof in [10/ 30] Minutes]
- [Visible Results in [[1/ 3/ 6] Hour[s]/ Sixty Minutes]

STORAGE AND DISPOSAL

DO NOT contaminate water, food, or feed by storage or disposal.

PESTICIDE STORAGE: Keep from freezing. **DO NOT** store below 32°F.

PESTICIDE DISPOSAL: Wastes resulting from the use of this product may be disposed of on-site or at an approved

waste disposal facility.

CONTAINER HANDLING:

Nonrefillable Container. DO NOT reuse or refill this container. Triple rinse or pressure rinse container (or equivalent) promptly after emptying; then offer for recycling, if available, or reconditioning, if appropriate, or puncture and dispose of in a sanitary landfill, or by incineration, or by other procedures approved by state and local authorities.

Triple rinse containers small enough to shake (capacity < 5 gallons) as follows: Empty the remaining contents into application equipment or a mix tank and drain for 10 seconds after the flow begins to drip. Fill the container ¼ full of water and recap. Shake for 10 seconds. Pour rinsate into application equipment or a mix tank, or store rinsate for later use or disposal. Drain for 10 seconds after the flow begins to drip. Repeat this procedure two more times.

Triple rinse containers too large to shake (capacity > 5 gallons) as follows: Empty the remaining contents into application equipment or a mix tank. Fill the container ¼ full of water. Replace and tighten closures. Tip container on its side and roll it back and forth, ensuring at least one complete revolution, for 30 seconds. Stand the container on its end and tip it back and forth several times. Turn the container over onto its other end and tip it back and forth several times. Empty the rinsate into application equipment or a mix tank, or store rinsate for later use or disposal. Repeat this procedure two more times.

Pressure rinse as follows: Empty the remaining contents into application equipment or a mix tank and continue to drain for 10 seconds after the flow begins to drip. Hold container upside down over application equipment or mix tank or, collect rinsate for later use or disposal. Insert pressure rinsing nozzle in the side of the container and rinse at about 40 PSI for at least 30 seconds. Drain for 10 seconds after the flow begins to drip.

IMPORTANT: READ BEFORE USE

Read the entire Directions for Use, Conditions, Disclaimer of Warranties and Limitations of Liability before using this product. If terms are not acceptable, return the unopened product container at once.

By using this product, user or buyer accepts the following Conditions, Disclaimer of Warranties and Limitations of Liability.

CONDITIONS: The directions for use of this product are believed to be adequate and must be followed carefully. However, it is impossible to eliminate all risks associated with the use of this product. Crop injury, ineffectiveness or other unintended consequences may result because of such factors as weather conditions, presence of other materials, or the manner of use or application, all of which are beyond the control of Albaugh, LLC. All such risks shall be assumed by the user or buyer.

DISCLAIMER OF WARRANTIES: TO THE EXTENT CONSISTENT WITH APPLICABLE LAW, Albaugh, LLC MAKES NO OTHER WARRANTIES, EXPRESS OR IMPLIED, OF MERCHANTABILITY OR OF FITNESS FOR A PARTICULAR PURPOSE OR OTHERWISE, THAT EXTEND BEYOND THE STATEMENTS MADE ON THIS LABEL. No agent of Albaugh, LLC is authorized to make any warranties beyond those contained herein or to modify the warranties contained herein. TO THE EXTENT CONSISTENT WITH APPLICABLE LAW, Albaugh, LLC DISCLAIMS ANY LIABILITY WHATSOEVER FOR SPECIAL, INCIDENTAL OR CONSEQUENTIAL DAMAGES RESULTING FROM THE USE OR HANDLING OF THIS PRODUCT.

LIMITATIONS OF LIABILITY: TO THE EXTENT CONSISTENT WITH APPLICABLE LAW, THE EXCLUSIVE REMEDY OF THE USER OR BUYER FOR ANY AND ALL LOSSES, INJURIES OR DAMAGES RESULTING FROM THE USE OR HANDLING OF THIS PRODUCT, WHETHER IN CONTRACT, WARRANTY, TORT, NEGLIGENCE, STRICT LIABILITY OR OTHERWISE, SHALL NOT EXCEED THE PURCHASE PRICE PAID, OR at Albaugh, LLC ELECTION, THEREPLACEMENT OF PRODUCT.

121525







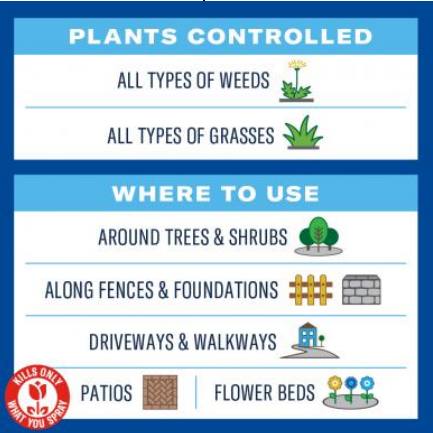
OPTIONAL MARKETING STATEMENTS FOR CONTAINER AND PRODUCT LABEL]

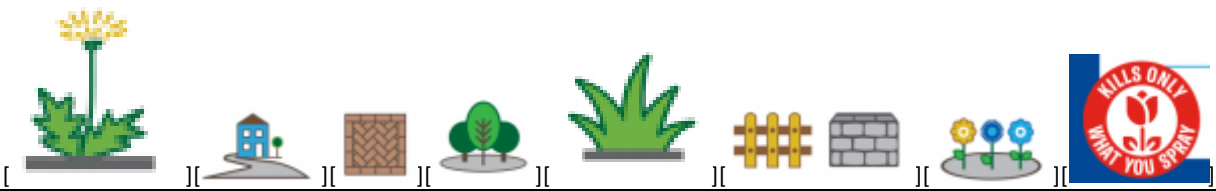

1.	[Makes up to _____ gallons of spray solution]
2.	[Alternative weed and grass control product]
3.	[Alternative grass and weed killer]
4.	[Alternative weed control product]
5.	[Contains Glufosinate-ammonium]

6.	[Rain fast in 4 hours]
7.	[Grass and [&] Weed Killer]
8.	[A Non-Selective Herbicide]
9.	[Non-selective weed and grass control.]
10.	[Easy-to-use]
11.	[Rain Proof in 4 hours]
12.	[Non-Selective, controls on contact]
13.	[Quick, visible results, kills on contact]
14.	[Kills all Grass and Weeds]
15.	[Quick visible results, kills on contact]
16.	[For use around beds, flowers & [and] ornamentals]
17.	[Controls on contact]
[NOTE TO REVIEWER: The following 2 items (18-19) will have values determined by the size of the container being sold and will be filled in appropriately as needed by the manufacturer/distributor.]	
18.	[Covers up to _____ sq. ft.]
19.	[Cover up to [x sq. ft.] per [product pack size]]
20.	[Kills all grass and [&] weeds on contact]
21.	[American and Family owned]
22.	[Family owned]
23.	[American owned]
24.	[water-soluble non-selective, broad-spectrum herbicide]
25.	[May be used for weed control in non-glufosinate-resistant cotton when applied with a hooded sprayer in-crop.]
26.	[Targets [weed type]]
27.	[Fast-acting with visible results seen within two to four days after application.]
28.	[Provides control of a wide variety of emerged annual and perennial weeds, grasses, and woody brush.]
29.	[Effective pre-plant treatment for turf, ornamentals, and greenhouses due to minimal soil residual.]
30.	[Reduced translocation enables ability to create and maintain clear boundaries around golf turf, sand traps, and athletic fields and accurate application areas around existing ornamentals in landscape beds.]
31.	[Can be used at [use site listed in label].]
32.	[Foliar active]
33.	Kills/Eliminates weeds/[grass(es)]/[and/all/&]/[vegetation]
34.	Kills/Eliminates weeds/[grass(es)]/[and/all/&]/[vegetation] and prevents regrowth
35.	Kills/Eliminates and prevents/[blocks]/[controls] weeds/[grass(es)]/[and/all/&]/[vegetation]
36.	Continuous/[Relentless]/[Non-stop]/[Invisible]/[Residual] weed/[grass]/[vegetation] blocker/[preventer]/[barrier]/[shield]
37.	Prevents/[blocks]/[controls] weeds/[grass(es)]/[and/all/&]/[vegetation]
38.	Kills weeds you see and/& ones you don't (see)
39.	Kills weeds/[grass(es)]/[and/all/&]/[vegetation] to the root(s) [guaranteed]*
40.	Kills [tough] weeds to the root(s) [guaranteed]*
41.	Kills the toughest weeds [guaranteed]*
42.	Kills the root [guaranteed]*
43.	Kills existing [tough] weeds to the root [guaranteed]*
44.	Kills weeds/[grass(es)]/[and/all/&]/[vegetation] [guaranteed]*
45.	Kills existing weeds and germinating seeds
46.	[Guaranteed* to] kill(s) weeds/[grass(es)]/[and/all/&]/[vegetation] to the root(s)
47.	[Guaranteed* to] kill(s) tough weeds to the root(s)
48.	[Guaranteed* to] kill(s) the toughest weeds
49.	[Guaranteed* to] kill(s) the root*
50.	[Guaranteed* to] kill(s) existing [tough] weeds to the root*
51.	[Guaranteed* to] kill weeds*
52.	Guaranteed]* Kill
53.	[*Satisfaction guaranteed or your money back]
54.	Guaranteed* results or your money back
55.	Money back guarantee
56.	Guaranteed* results
57.	Weed control made easy

58.	For outdoor use
59.	Weed free [worry free]
60.	(Brand Name) Send weeds on vacation with one application
61.	Keeps ground clear of weeds [and grasses]
62.	Keeps [prevents] weeds [and grasses] from growing in cracks [and joints] in sidewalks, driveways and patios
63.	Use on [non-lawn areas] [driveways] [sidewalks] [patios] [gravel paths] [brick walks]
64.	Provides long-term weed [and grass] control
65.	*when used as directed
66.	Offers long-term weed control in places where no growth is wanted
67.	[One application] kills and prevents all season
68.	Long-lasting [formula] [weed [and grass]control]
[NOTE TO REVIEWER: The following 4 items (71-74) will have values determined by the size of the container being sold and will be filled in appropriately as needed by the manufacturer/distributor.]	
69.	Great value – covers /treats XXXX sq. ft. and/& makes [up to] XX gallons
70.	Great value – makes [up to] [XX] Gallons(!)
71.	Makes [up to] XX Gallons(!)
72.	Covers [up to] XXXX SQ. FT.
73.	Visible Results in [6] Hours
74.	Visible results in [6] hours, works for [1 year]/[12 months]/[52 weeks]/[365 days]
75.	Fast acting
76.	Fast acting formula works in [6] hours
77.	Fast acting formula starts working immediately
78.	Starts Working Immediately
79.	[You will see] Weeds wilt/(turn brown in [6] hours
80.	Turns weeds brown in [6] hours
81.	Same day Results
82.	Begins working in hours
83.	See browning in (6) hours
84.	Fast weed killer
85.	Weeds start dying by/on contact
86.	Kills by/on contact
87.	Starts killing by/on contact
88.	Knocks weeds down in (6) hours
89.	[Results in/Starts working in/Starts to kill in/Visible [See] Results in/Weeds [and Grasses] start dying in/Works to the root[s]] in [[6]] hours
90.	Same Day [Visible] Results
91.	Speedy Results
92.	Rainproof in hours [so you don't have to re-spray]
93.	Apply to/[for]/[use on]/[for use on] [driveways]/[sidewalks]/[fence lines]/[paver patios]/[walkways]/[gravel areas]/[rock (and/&) desert landscapes]/[under decks]/[parking areas]/[cleared dirt]/[sandy areas]/[hardscapes] (and) [along fences (and curbs)].
94.	Apply to/[for]/[use on]/[for use on] [driveways]/[sidewalks]/[fence lines]/[paver patios]/[walkways]/[gravel areas]/[rock (and/&) desert landscapes]/[under decks]/[parking areas]/[cleared dirt]/[sandy areas]/[hardscapes] (and) [along fences (and curbs)].to kill/eliminate weeds/[grass(es)]/[and/and all/&]/[vegetation] and prevent/[block]/[control] weeds/[grass(es)]/[and/and all/&]/[vegetation]
95.	Apply to/[for]/[use on]/[for use on] [driveways]/[sidewalks]/[fence lines]/[paver patios]/[walkways]/[gravel areas]/[rock (and/&) desert landscapes]/[under decks]/[parking areas]/[cleared dirt]/[sandy areas]/[hardscapes] (and) [along fences (and curbs)]. To kill/eliminate weeds/[grass(es)]/[and/and all/&]/[vegetation] and prevent/[block]/[control] weeds/[grass(es)]/[and/and all/&]/[vegetation] for up to [1 year]/[12 months]/[52 weeks]/[365 days]
96.	Ideal for killing and preventing unwanted weeds and grasses on [driveways]/[sidewalks]/[fence lines]/[paver patios]/[walkways]/[gravel areas]/[rock (and/&) desert landscapes]/[under decks]/[parking areas]/[cleared dirt]/[sandy areas]/[hardscapes] (and) [along fences (and curbs)].

97.	Use on driveways [and patios] to kill [and prevent] weeds [for up to 1-year]
98.	Use on driveways, sidewalks, patios, brick walks, gravel paths, fence lines to prevent weed growth [weeds from growing].
99.	Ideal [great] for use on driveways, sidewalks, patios, brick walks, gravel paths, fence lines.
100.	Building a new (paver) patio? Use (insert brand name) to kill/eliminate and prevent/[block]/[control]
101.	Building a new (paver) patio? Use (insert brand name) to kill/eliminate and prevent/[block]/[control] weeds/[grass(es)]/[and/all]/[vegetation]
102.	Don't let weeds ruin your [driveways]/[sidewalks]/[fence lines]/[paver patios]/[walkways]/[gravel areas]/[rock (and/&) desert landscapes]/[under decks]/[parking areas]/[cleared dirt]/[sandy areas]/[hardscapes] (and) [along fences (and curbs)]. (Insert Brand name) kills/eliminates and prevents/[blocks]/[controls] weeds/[grass(es)]/[and/all]/[vegetation] for up to [1 year]/[12 months]/[52 weeks]/[365 days]
103.	Don't let weeds ruin your [driveways]/[sidewalks]/[fence lines]/[paver patios]/[walkways]/[gravel areas]/[rock (and/&) desert landscapes]/[under decks]/[parking areas]/[cleared dirt]/[sandy areas]/[hardscapes] (and) [along fences (and curbs)] (Insert Brand name) Kills/eliminates and prevents/[blocks]/[controls] weeds/[grass(es)]/[and/all]/[vegetation]
104.	Don't let weeds ruin your [driveways]/[sidewalks]/[fence lines]/[paver patios]/[walkways]/[gravel areas]/[rock (and/&) desert landscapes]/[under decks]/[parking areas]/[cleared dirt]/[sandy areas]/[hardscapes] (and) [along fences (and curbs)]
105.	(Perfect to) keep your paver/patio weed-free
106.	Relax with no weeds for a year
107.	Enjoy a weed-free patio
108.	For more Lawn and Garden Products Visit [www.website.com]
109.	Questions & Comments [icon phone] [icon computer]
110.	Kills and prevents for up to 12 months
111.	Kills vegetation for up to 12 months
112.	[Driveways/ Patios/ Sidewalks] Stay[s] clear [of weeds] for up to [1/ a] year
113.	Dual [2-way] Action [kills and prevents]
114.	Dual [2-way] Action: Kills existing weeds [roots and all] and prevents new weeds from appearing for up to [1 year/ 12 months/ 52 weeks/ 365 days]
115.	Keeps driveways, walkways, patios and weed-free for up to [1 year/ 12 months/ 52 weeks/ 365 days]
116.	Keeps weeds from growing [for up to [1 year/ 12 months]
117.	Kills and prevents for up to [1 year/ 12 months/ 52 weeks/ 365 days]
118.	Kills vegetation [weeds/ and grasses] for up to [1 year /12 months/ 52 weeks/ 365 days]
119.	[One application] Kills [existing] weeds [& grasses] [roots & all/ to the root] and prevents [new] [weeds/ seeds] [from sprouting/ germinating/ appearing/ growing] for up to [1 year/ 12 months/ 365 days]
120.	One [application/ spray] kills weeds and grasses, [roots and all/ to the root] [maximum effectiveness]
121.	One [application/ spray] kills weeds [to the root] and prevents [new] weeds for up to [1 year/ 12 months/ 365 days]
122.	[One/ 1] [step/ stop] [weed] protection [for up to/ 1 year/ 12 months/ 365 days/ 52 weeks]
123.	Powerful protection against weeds [for up to/ 1 year/ 12 months/ 52 weeks/ 365 days]
124.	Prevents [growth/ re-growth/ new growth] for up to [1 year/ 12 months/ 365 days/ 52 weeks]
125.	[Protects against/ Prevents] [new] weeds [for up to/ 1 year/ 12 months/ 52 weeks/ 365 days]
126.	Provides extended [up to 1 year/ 12 months] control of weeds in driveways, walkways and patios
127.	[Insert Brand Name] create[s] an invisible [weed] [shield/ barrier] for up to [1 year/ 12 months/ 365 days/ 52 weeks]
128.	[Insert Brand Name] [is/ are] [Relentless in the fight against weeds] [for up to/ 1 year/ 12 months/ 52 weeks/ 365 days]

129.	[Insert Brand Name] [is/ are] tougher than the toughest weed[s]	
130.	[Insert Brand Name] [are the/ most] [advanced/ powerful] formula [[to protect against/ to prevent] weeds] [for up to/ 1 year/ 12 months/ 52 weeks/ 365 days]	
131.	[The/ A] fast & easy way to kill and prevent weeds for up to [1 year/ 12 months/ 52 weeks/ 365 days]	
132.	Up to [1 year/ 12 months/ 52 weeks/ 365 days] without weeds	
133.	Use on [driveways/ sidewalks/ patios/ brick walks/ hardscapes/ gravel paths/ fence lines] to prevent [weed growth/ weeds from growing] [for up to/ 1 year/ 12 months/ 365 days/ 52 weeks]	
134.	Visible results in 12 hours, weed free for up to [1 year/ 12 months/ 52 weeks/ 365 days]	
135.	[Weeds won't grow for] up to [1 year/ 12 months/ 52 weeks/ 365 days] [without weeds]	
136.	[Year long/ 12 month/ 52 week/ 365 day] weed control	
137.	[Non-Selective Vegetation Killer]	
138.	[PEEL BACK BOOK HERE ]	
139.	[] []	
140.		[MEASURE] [Tilt bottle to fill reservoir with the amount of concentrate you need.]
		[MIX WITH WATER] [Pour the measured amount into dispensing tool to mix with water.]
		[SPRAY] [And get the job done!]
141.	[]	

142.	
143.	 NON-SELECTIVE HERBICIDE

Editorial Note:

All weeds/use sites/application method on the label may be listed in conjunction with an image of weed and /or use site/application method anywhere on the label

Note to Reviewer:

This label may be translated into Spanish.

LABEL HISTORY

Not included in final printed label

File Name	Version Mark	Comment
045002-000##.20210225.DRAFT	022521	Section 3 Draft
045002-GE.20220221.DRAFT	022122	(e) Label Revisions
045002-GE.20220222.DRAFT	022222	(e) Label Revisions
045002-GE.20220228.DRAFT	022822	(e) Label Revisions
045002-GE.20220323.DRAFT	032322	(e) Label Revisions
045002-GE.20220331.DRAFT	033122	(e) Label Revisions
045002-00032.20220331.MASTER	AD033122	EPA SAL
045002-00032.20220919.DRAFT	091922	Label Notification (Marketing + Spanish)
045002-00032.20230424.DRAFT	042423	Label Amendment (Includes 091922 Notif)
045002-00032.20250131.DRAFT	013125	(e) Label Revisions
045002-00032.20251208.DRAFT	120825	CDPR required edit
045002-00032.20251215.DRAFT	121525	(e) Label Revisions