



U.S. ENVIRONMENTAL PROTECTION AGENCY

Office of Pesticide Programs  
Registration Division (7505P)  
1200 Pennsylvania Ave., N.W.  
Washington, D.C. 20460

EPA Reg. Number:

43917-10

Date of Issuance:

2/24/21

NOTICE OF PESTICIDE:

Registration  
 Reregistration  
(under FIFRA, as amended)

Term of Issuance:

Unconditional

Name of Pesticide Product:

Spira Outdoor Coils

Name and Address of Registrant (include ZIP Code):

Zobe Holding S.p.A.  
Via Fersina, 4-38100  
Trento, Italy

Agent:

RegWest Company LLC  
8209 West 20<sup>th</sup> St., Suite B  
Greeley, CO 80634


**Note:** Changes in labeling differing in substance from that accepted in connection with this registration must be submitted to and accepted by the Registration Division prior to use of the label in commerce. In any correspondence on this product always refer to the above EPA registration number.

On the basis of information furnished by the registrant, the above named pesticide is hereby registered under the Federal Insecticide, Fungicide and Rodenticide Act.

Registration is in no way to be construed as an endorsement or recommendation of this product by the Agency. In order to protect health and the environment, the Administrator, on his motion, may at any time suspend or cancel the registration of a pesticide in accordance with the Act. The acceptance of any name in connection with the registration of a product under this Act is not to be construed as giving the registrant a right to exclusive use of the name or to its use if it has been covered by others.

This product is unconditionally registered in accordance with FIFRA section 3(c)(5) provided that you:

1. Submit and/or cite all data required for registration/reregistration/registration review of your product when the Agency requires all registrants of similar products to submit such data.
2. Make the following label changes before you release the product for shipment:
  - Revise the EPA Registration Number to read, "EPA Reg. No. 43917-10."

<b>Signature of Approving Official:</b>  Jacquelyn Herrick, Product Manager 03 Invertebrate-Vertebrate Branch 1, Registration Division (7505P)	<b>Date:</b>  2/23/21
--	-----------------------------

EPA Form 8570-6

3. Submit one copy of the revised final printed label for the record before you release the product for shipment.

Should you wish to add/retain a reference to the company's website on your label, then please be aware that the website becomes labeling under the Federal Insecticide Fungicide and Rodenticide Act and is subject to review by the Agency. If the website is false or misleading, the product would be misbranded and unlawful to sell or distribute under FIFRA section 12(a)(1)(E). 40 CFR 156.10(a)(5) list examples of statements EPA may consider false or misleading. In addition, regardless of whether a website is referenced on your product's label, claims made on the website may not substantially differ from those claims approved through the registration process. Therefore, should the Agency find or if it is brought to our attention that a website contains false or misleading statements or claims substantially differing from the EPA approved registration, the website will be referred to the EPA's Office of Enforcement and Compliance.

If these conditions are not complied with, the registration will be subject to cancellation in accordance with FIFRA section 6. Your release for shipment of the product constitutes acceptance of these conditions. A stamped copy of the label is enclosed for your records. Please also note that the record for this product currently contains the following CSFs:

- Basic CSF dated 9/10/2019

If you have any questions, please contact Autumn Metzger at 703-305-5314, or Metzger.autumn@epa.gov

Enclosure

# Spira Outdoor Coils

{Marketing Claims and Graphics are to be selected from the *Marketing Claims* and *Graphics* sections below}

**Active Ingredient:**

Prallethrin (CAS No. 23031-36-9) ..... 0.25%

**Other Ingredients** ..... 99.75%

Total ..... 100.00%

**Keep Out of Reach of Children**

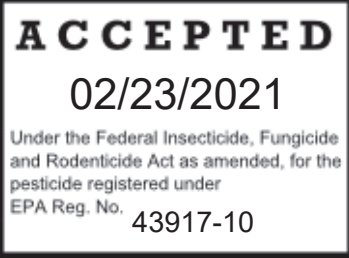
**CAUTION**

See back [side] panel for [First Aid and] additional Precautionary Statements.

Contents:  Coils  Metal Stand[s] [ Burners]

Net Weight:  oz.

{Back/Side Panel(s)}



**First Aid**

<b>If Inhaled</b>	<ul style="list-style-type: none"><li>• Move person to fresh air.</li><li>• If person is not breathing, call 911 or an ambulance, then give artificial respiration, preferably by mouth-to-mouth, if possible.</li><li>• Call a poison control center or doctor for further treatment advice.</li></ul>
Have the product container or label with you when calling a poison control center or doctor, or going for treatment. For medical emergencies, call the poison control center at 1-800-222-1222.	

*{Note: The first aid statements' grid format will be used if market label space permits; otherwise a paragraph format will be used.}*

**PRECAUTIONARY STATEMENTS**

**Hazards to Humans & Domestic Animals**

**CAUTION:** Avoid inhalation. Thoroughly wash with soap and water after handling and before eating, drinking, chewing gum, using tobacco or using the toilet.

**Environmental Hazards**

This pesticide is toxic to fish and aquatic invertebrates. Applying this product in calm weather when rain is not predicted for the next 24 hours will help to ensure that wind or rain do not blow or wash pesticide away from the treatment area.

**DIRECTIONS FOR USE**

It is a violation of Federal law to use this product in a manner inconsistent with its labeling.

**Restrictions:** Do not touch lit end of coil. Do not use indoors.

For use outdoors in semi-confined areas including porches, patios, open gazebos, pavilions, shelter-halves, lean-tos and similar areas where there is little or no breeze. The coils' effectiveness and duration are affected by airflow. Separate coils by gently pulling them apart. Insert coil onto stand. Light the outer end of the coil and let it flame approximately 1/8 inch. Blow out the flame and allow coil to smolder for 2 hours before use to ensure efficacy, then allow to smolder until extinguished. For shorter periods of use, break coil into desired length. Place on non-combustible surface and keep lighted coils away from flammable materials, surfaces or objects. For best results

evenly space coils approximately 8 feet apart around perimeter of area to be protected. Cover exposed food to avoid contamination. Save the stand[s] for future use.

### Storage and Disposal

Do not contaminate water, food or feed by storage or disposal.

**Pesticide Storage:** Store in a cool, dry (preferably locked) area inaccessible to children and pets and away from moisture and sources of heat or ignition. **Pesticide/Container Handling:** Non-refillable container; do not reuse or refill this container. **If empty:** Place in trash or offer for recycling if available. **If partly filled:** Call your local solid waste agency for disposal instructions. Never place unused product down any indoor or outdoor drain. **Used coils:** Put ashes in trash.

EPA Reg. No. 43917-RN EPA Est. 43917-ITA-1

Made & Printed in Italy

Manufactured by [for]:



**Zobe Holding S.p.A.**

Via Fersina, 4-38100

Trento, Italy

[Established 1919]

© {Year} all rights reserved.

*Spira* house or trademark used herein

is a proprietary brand name and/or registered mark of Zobe Holding, S.p.A., Trento, Italy.

[PIC is a registered trademark of PIC Corporation]

*{Marketing Claims}*

Dependable Insect Control Since 1953

Each Coil Burns for up to 3 Hours [Outdoors]

Effectively Repels Mosquitoes

For Outdoor Use

Light, flat small – easy to [pack and] use [outdoors]

Mosquito Coil Burner

Outdoor Mosquito Repellent Coils

[Outdoors] Place One Coil Every 8 Feet

[[Product Name]] Mosquito Coils Repel Mosquitoes [that may transmit West Nile Virus]

Repels Mosquitoes for an Hour

Use on {select from areas in Directions for Use}

*{End of Marketing Claims}*

*{Contents Options}*

{Number} Burner[s] and {Number} Mosquito Coils Included

1 Burner &

2 coils [and] 1 metal stand

4 [8] [10] [12] [mosquito] coils [and] 2 [4] [5] [6] [metal] stands  
Included

*{End of Contents Options}*

{Graphics}



Gently flex interlocked coils to separate.



Hold match to coil end until ignited. Blow out flame.



Firmly insert stand tab into coil slot.



Let smolder for 2 hours to ensure efficacy.



Then allow to smolder pleasantly [until extinguished].



Gently flex interlocked coils to separate.



Hold match to coil end until ignited. Blow out flame.



Firmly insert stand tab into coil slot.



Let smolder for 2 hours to ensure efficacy.



Then allow to smolder pleasantly [until extinguished].



Gently flex interlocked coils to separate.




Hold match to coil end until ignited. Blow out flame.



Firmly insert stand tab into coil slot. Let smolder for 2 hours to ensure efficacy.



Then allow to smolder pleasantly [until extinguished].



Gently flex interlocked coils to separate.



Hold match to coil end until ignited. Blow out flame.



Firmly insert stand tab into coil slot. Let smolder for 2 hours to ensure efficacy.



Then allow to smolder pleasantly [until extinguished].



{End of Graphics} [ ] Denotes alternate/optional language { } Denotes language that does not appear on the market labeling