


## DIRECTIONS FOR USE OF YOUR JENTEEL BACTERIOSTATIC WATER FILTER

"GENERAL CLASSIFICATION  
IT IS A VIOLATION OF FEDERAL LAW TO USE THIS PRODUCT  
IN A MANNER INCONSISTENT WITH ITS LABELING."

For best filtration efficiency, do not exceed 0.5 GPM flow rate. The slower the flow rate, the more efficient the unit.

The unit has a capacity of up to 15,000 gallons and is guaranteed for 5 years.

### DIVERTER

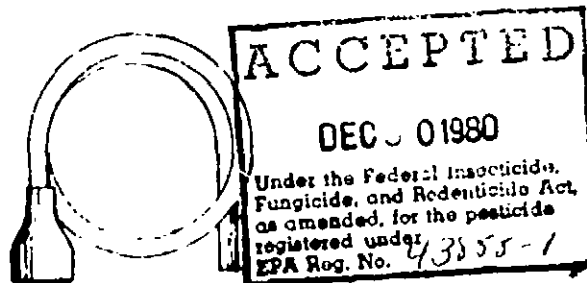


### ADAPTERS



Adapters fit 90% of kitchen and lavatory faucets used today. If it does not fit your particular faucet, additional adapters can be found at your local hardware store or through I.T.C. Or, you may also use the UNIVERSAL adapter hose shown below.

### UNIVERSAL ADAPTER HOSE/ RECHARGE UNIT



The UNIVERSAL adapter allows you to take your JENTEEL BACTERIOSTATIC WATER FILTER any place you travel where municipally treated tap water is provided. Connect hose to unit at lower fitting after removing plastic line and adapter end to faucet. Use low pressure only.

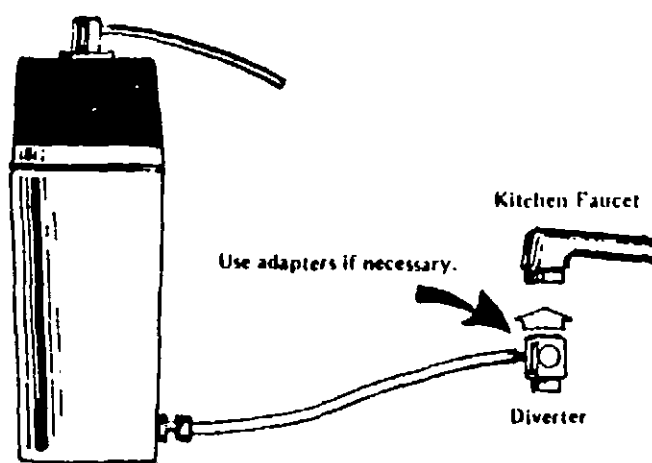
**DO NOT** store in extreme heat above 125°F. Damage could result to unit.

**DO NOT** use water over 85°F.

**DO NOT** use water under 38°F.

If unit becomes frozen, allow sufficient time for unit to completely thaw to avoid unnecessary damage.

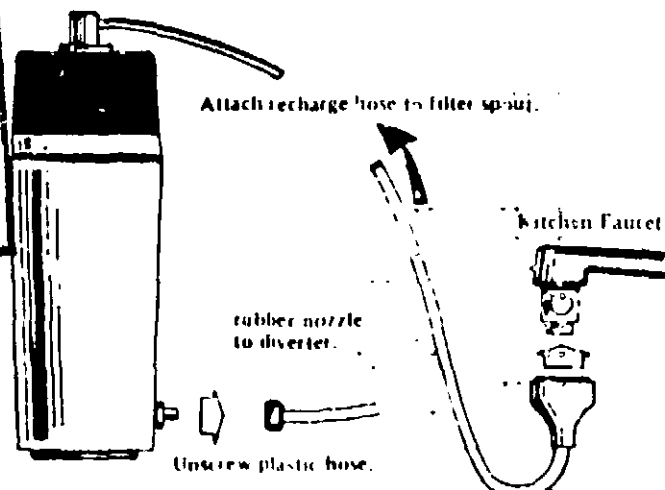
### INSTALLATION INSTRUCTIONS



Unscrew aerator off kitchen faucet. Screw on diverter (use adapter if necessary). Push diverter valve one way for filtered water and the other for tap water through faucet.

Allow filtered water to run through unit 10 minutes to remove black carbon lines and to activate carbon before tasting the water.

### TO RECHARGE...



Every four to six weeks attach recharge hose to filter spout, unscrew plastic hose from lower unit fitting, place universal fitting over faucet diverter and backwash for 10 to 15 minutes. Then, reconnect as before. Depending on water quality backwash may only be necessary every three to four months.

90