



**ROYAL DOULTON F303
BACTERIOSTATIC WATER FILTER
COUNTER TOP**

Active Ingredient: Silver (As Silver Oxide)
Inert Ingredients:

Max. Flow 1.4 Gal/Min. This unit has a capacity of up to 1,000 gallons. It is capable of treating 5 gallons of cold tap water daily for a period of 6 months.

CAUTION

KEEP OUT OF REACH OF CHILDREN

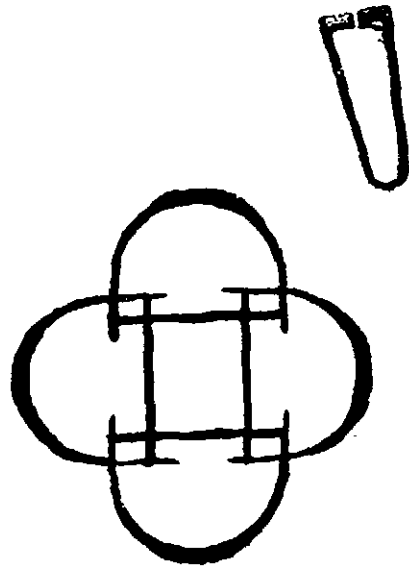
Filters suspended particles or particulate matter larger than one micron in size. Removes color. Removes turbidity. Removes odors. Removes unpleasant chlorine taste. Improves the flavor of the water. Inhibits growth of bacteria within the filter unit.

DISPOSAL — WRAP USED FILTER CANDLE IN NEWSPAPER AND DISCARD WITH TRASH

Directions for use — See enclosed leaflet.
This unit is only to be used with municipally treated tap water in the home and office.

Contents: One Bacteriostatic water filter unit
EPA Reg. No. 4344-2
FPA Est. No. 4343KY01
Spartan Drug Products, Inc., 20 Kenton Lands Road, Erlanger, Kentucky 41018

ACCEPTED
FEB 0 3 1981
This pesticide is a pesticide.
Registered under the pesticide
EPA Reg. No. 4344-2



**DOULTON
THE ROYAL ONE
in water filters**

INSTALLATION INSTRUCTIONS

General Classification

It is a violation of Federal law to use this product in a manner inconsistent with its labeling.

83

43434-2

Congratulations...you have just purchased one of the finest water filters in the world which, when installed (we strongly recommend by your plumber) and used correctly, will supply you with cleaner drinking water for many years. The ROYAL DOULTON BACTERIOSTATIC WATER FILTER has been manufactured in England by highly trained craftsmen using the finest materials.

We suggest that you take a few minutes and thoroughly read this Installation and Maintenance Brochure and be sure to show this Brochure to your plumber when your ROYAL DOULTON BACTERIOSTATIC WATER FILTER is installed.

The filter element in the ROYAL DOULTON BACTERIOSTATIC WATER FILTER is made to the highest standards from clean white porous ceramic incorporating a special compound and a highly efficient absorbing material. Always handle the filter element with care when cleaning or replacing as the ceramic cracks very easily.

INSTALLATION INSTRUCTIONS

General Classification

It is a violation of Federal law to use this product in a manner inconsistent with its labeling.

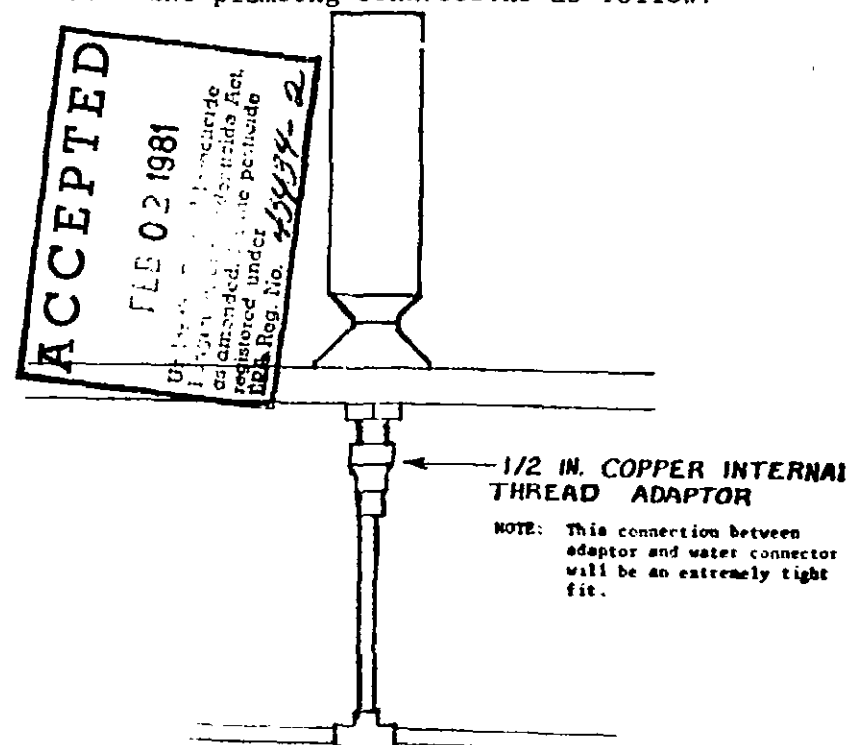
(The following instructions on both the F303 Counter Top Model and the F305 under the Sink Model are predicated upon the assumption that under-sink plumbing in your home is 5/8 inch O.D. copper tubing. This according to our survey is the most likely condition. In the event your home is equipped with other piping, please make the necessary adaptations.)

MODEL F303 COUNTER TOP

(Refer to enclosed Parts List for part identification.)

1. Turn off cold water valve, then turn on cold water tap to drain water from lines.
2. Unscrew cap and filter element assembly from the ROYAL DOULTON BACTERIOSTATIC WATER FILTER.

3. Drill 7/8 inch hole in counter top.
4. Place "O" Ring over short threaded section of water connector.
5. Tighten water connector into bottom part of ROYAL DOULTON BACTERIOSTATIC WATER FILTER.
6. Slide escutcheon plate over long threaded section of water connector.
7. Insert water connector through counter top.
8. Tighten with backnut under counter.
9. Make plumbing connections as follow:

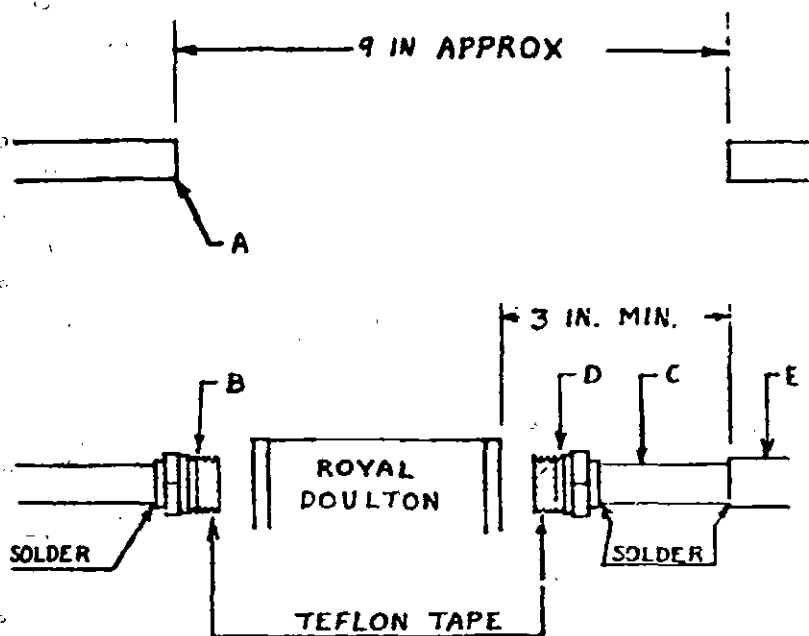


IMPORTANT: Adaptor must be soldered to copper piping before attached to plastic water connector.

10. Assemble cap and filter element then screw into filter body. Turn on water and allow water to flow through filter before using.

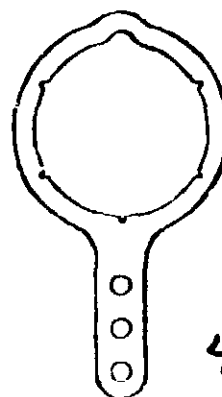
MODEL F305 UNDER SINK

1. Turn off cold water valves then turn on cold water tap to drain water from lines.
2. Carefully unscrew clear filter cover and ceramic filter element from blue filter head.



3. Cut off copper water pipe at proper location "A" selected for installation of ROYAL DOULTON BACTERIOSTATIC WATER FILTER.
4. Remove approximately 9 inches of tubing for installation of filter.
5. Solder one of the adaptors "B" in the kit to the end of the pipe just cut off. This soldering is not to be done with the adaptor in the filter head. Heat must not be applied close to this plastic part.
6. Place "O" Ring on adaptor and apply teflon tape to threaded portion of adaptor.

7. Screw end (inlet or outlet) of ROYAL DOULTON BACTERIOSTATIC WATER FILTER onto this threaded portion.
8. Cut from the 9 inch length of tubing removed, a length "C" suitable to fit between filter and remaining open end of tubing.
9. Solder one end of this length into remaining adaptor "D". Again, soldering must not be done with the adaptor in the filter head.
10. Place "O" Ring on adaptor, thread with Teflon tape and screw into the inlet or outlet of the ROYAL DOULTON BACTERIOSTATIC WATER FILTER.
11. Obtain proper copper fitting "E" and solder ends of tubing together. This solder connection should be at least 3 inches from the plastic head. For further protection from damaging the ROYAL DOULTON BACTERIOSTATIC WATER FILTER, it is advised to keep a wet cloth on the copper near the filter head while soldering.
12. Screw ceramic filter element in place with white, rubber filter element seal while at the same time positioning clear filter cover in place over the filter element. Then screw clear filter cover in place. (This procedure is described in more detail under "How to Remove Filter Element".) Turn on water and allow water to flow through filter before using.



NOTE: This plastic wrench supplied with your F305 Under Sink Filter is useful when removing the clear filter cover for servicing.

43434-2

INSTRUCTIONS FOR CLEANING THE ROYAL
DOULTON BACTERIOSTATIC WATER FILTER ELEMENT

Clean only when water flow becomes weak and DO NOT USE soap or detergent...simply SCRUB (abrasive pad) filter element under TAP WATER.

HOW TO REMOVE FILTER ELEMENT (UNDER SINK)

1. Turn off cold water valves.
2. ...then turn on cold water tap to drain water from lines and filter.
3. Unscrew clear plastic filter cover, using plastic wrench, but before removing clear filter cover, unscrew the filter element.
4. ...then remove clear filter cover and filter element together.

To replace, reverse the procedure and after replacing allow water to flow through filter before using.

TO REPLACE FILTER ELEMENT

The effective life of the filter element is approximately 6 months for a family of four. Replacement filter elements are only necessary when cleaning fails to restore the water flow to a satisfactory level or when the filter element is cracked or chipped.

To replace filter element simply follow the above steps and insert a new filter element.

REPLACEMENT FILTER ELEMENTS

Replacement filter elements can be purchased directly from SPERTI DRUG PRODUCTS, INC., 20 Kenton Lands Road, Erlanger, Kentucky, 41018, at a cost of \$30.00 postage paid or from the store in which you purchased your filter.

WARRANTY

Sperti Drug Products, Inc., Kenton Lands Road, Erlanger, Kentucky, 41018, warrants to the original purchaser, the quality of workmanship and all the materials in every ROYAL DOULTON BACTERIOSTATIC WATER FILTER. Its obligation under this warranty shall be limited to repairing or replacing within (45) days from receipt of the defective ROYAL DOULTON BACTERIOSTATIC WATER FILTER or part by the factory service department, all or any part of it, free-of-charge which proves to be defective within six (6) months from the original purchase date. This warranty shall only apply to ROYAL DOULTON BACTERIOSTATIC WATER FILTERS that have not been tampered with or altered in any way or subjected to mis-use, neglect or accident.

For service, the defective unit must be returned to the factory service department, at the above address, prepaid, within six (6) months from the date of purchase, with \$2.00 for return mailing and handling.

The warranty registration card must be completed and sent in within ten (10) days from the date of purchase. The completion and return within ten (10) days from the date of purchase of the warranty registration card is a condition of warranty coverage.

This is a limited warranty.

This warranty gives you specific legal rights. You also have implied warranty rights. In the event of a problem with warranty service or performance, you may be able to go to a Small Claims Court, a State Court, or a Federal District Court.

SPERTI DRUG PRODUCTS, INC.
20 Kenton Lands Road
Erlanger, KY 41018
(606) 331-0800