
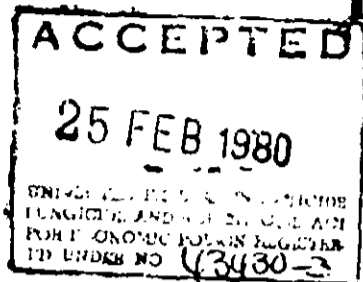


# Information and Instructions on Your Bon Del Water Filter



**BON DEL COUNTER TOP UNIT  
MODEL CT-5**

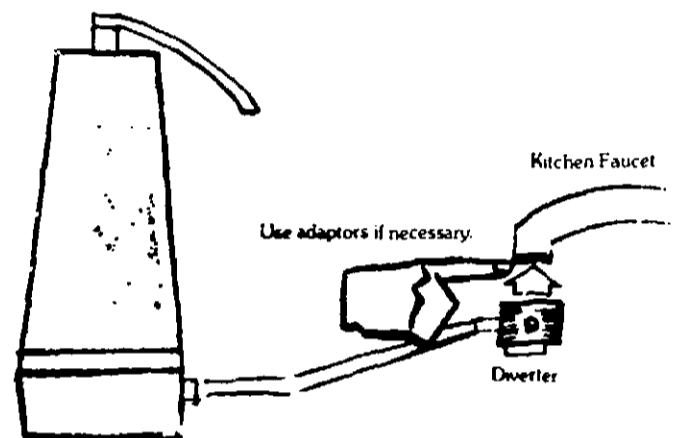
## DIRECTIONS FOR USE GENERAL CLASSIFICATION

"It is a violation of Federal law to use this product in a manner inconsistent with its labeling."

Once unit has been installed as per instructions it should be maintenance free, and no filter cartridges to replace.

Controlled laboratory tests have shown unit efficiency to last for 10,000 gallons of municipally treated water. A family of four drinking 4 gallons a day will consume only 7,300 gallons in 5 years. This leaves 2,700 gallons for some of the many other uses of the Bon Del Water Filter.

## INSTRUCTIONS AND INSTALLATION BON DEL BACTERIOSTATIC WATER FILTER Model CT-5 Counter Top Unit



1. Unpack Contents:
  - a. Bacteriostatic Counter Top Water Filter.
  - b. Diverter valve assembly with plastic tubing.
  - c. Universal adaptor. (This adaptor fits 90% of kitchen faucets. If it does not, additional adaptors are available at your local hardware store.)
2. Remove tape attaching steel adaptor to diverter valve.
3. Unscrew aerator from faucet, screw on adaptor placing rubber washer in faucet first, then screw on diverter valve.
4. To activate, turn on water, then pull button on diverter valve, and allow water to flow for 10 gallons or 20 minutes. Do not drink this water, this is to remove the carbon fines from the unit.
5. For use with cold water only.

NOTE: Flow rate has been preset at factory not to exceed  $\frac{3}{4}$  gallon per minute.

DISPOSAL: Wrap spent filter in newspaper and discard with trash.



**Bon Del Filters Are for Municipally Treated Water**

71