



U.S. ENVIRONMENTAL PROTECTION AGENCY

Office of Pesticide Programs

Registration Division (7505T)

1200 Pennsylvania Ave., N.W.

Washington, D.C. 20460

EPA Reg. Number:

42750-409

Date of Issuance:

9/5/24

NOTICE OF PESTICIDE:

☒ Registration

☐ Reregistration

(under FIFRA, as amended)

Term of Issuance:

Unconditional

Name of Pesticide Product:

Acetochlor 4.3 plus ATZ 1.7

Name and Address of Registrant (include ZIP Code):

ALBAUGH, LLC

1525 NE 36th St.

Ankeny, IA 50021

Note: Changes in labeling differing in substance from that accepted in connection with this registration must be submitted to and accepted by the Registration Division prior to use of the label in commerce. In any correspondence on this product always refer to the above EPA registration number.

On the basis of information furnished by the registrant, the above named pesticide is hereby registered under the Federal Insecticide, Fungicide, and Rodenticide Act (FIFRA).

Registration is in no way to be construed as an endorsement or recommendation of this product by the Agency. In order to protect health and the environment, the Administrator, on his motion, may at any time suspend or cancel the registration of a pesticide in accordance with the Act. The acceptance of any name in connection with the registration of a product under this Act is not to be construed as giving the registrant a right to exclusive use of the name or to its use if it has been covered by others.

This product is unconditionally registered in accordance with FIFRA section 3(c)(5) provided that you:

1. Submit and/or cite all data required for registration/reregistration/registration review of your product when the Agency requires all registrants of similar products to submit such data.

Continues page 2

Signature of Approving Official:

Emily Schmid

Emily Schmid, Product Manager 25

Herbicide Branch, Registration Division (7505P)

Date:

9/5/24

2. Make the following label changes before you release the product for shipment:
 - Revise the EPA Registration Number to read, "EPA Reg. No. 42750-409."
3. Submit one copy of the final printed label for the record before you release the product for shipment.

Should you wish to add/retain a reference to the company's website on your label, then please be aware that the website becomes labeling under FIFRA and is subject to review by the Agency. If the website is false or misleading, the product would be misbranded and unlawful to sell or distribute under FIFRA section 12(a)(1)(E). 40 CFR 156.10(a)(5) lists examples of statements EPA may consider false or misleading. In addition, regardless of whether a website is referenced on your product's label, claims made on the website may not substantially differ from those claims approved through the registration process. Therefore, should the Agency find or if it is brought to our attention that a website contains false or misleading statements or claims substantially differing from the EPA approved registration, the website will be referred to the EPA's Office of Enforcement and Compliance.

If these conditions are not complied with, the registration will be subject to cancellation in accordance with FIFRA section 6. Your release for shipment of the product constitutes acceptance of these conditions. A stamped copy of the label is enclosed for your records.

The record for this product currently contains the following CSF(s):

- Basic CSF dated 7/11/2024
- Alternate CSF 1 dated 7/11/2024

If you have any questions, please contact Sarah Meadows at 202-566-2828 or at meadows.sarah@epa.gov.

Enclosure

RESTRICTED USE PESTICIDE

Restricted use pesticide due to ground and surface water concerns. For retail sale to and use only by Certified Applicators, or persons under their direct supervision and only for those uses covered by the Certified Applicator's certification.

ATRAZINE	GROUP	5	HERBICIDE
ACETOCHLOR	GROUP	15	HERBICIDE

Acetochlor 4.3 + ATZ 1.7

Preemergence herbicide for weed control in Field Corn, Production Seed Corn, Silage Corn, Sweet Corn, and Popcorn.

Not for Sale, Sale Into, Distribution and/or Use in Nassau and Suffolk Counties of New York State. Not for use in the states of Hawaii or Alaska, or in the U.S. territories (Puerto Rico, Guam, American Samoa, the U.S. Virgin Islands, and the North Mariana Islands).

ACTIVE INGREDIENTS*:

Acetochlor, 2-chloro-N-ethoxymethyl-N-(2-ethyl-6-methylphenyl)acetamide 46.3%

Atrazine, 2-chloro-4-(ethylamino)-6-(isopropylamino)s-triazine and related triazines 18.3%

OTHER INGREDIENTS: **35.4%**
100.0%

*Contains 516 grams/liter or 4.3 pounds/gallon of acetochlor and 204 grams/liter or 1.7 pounds/gallon of atrazine and related compounds.

KEEP OUT OF REACH OF CHILDREN
CAUTION

Si usted no entiende la etiqueta, busque a alguien para que se la explique a usted en detalle. (If you do not understand the label, find someone to explain it to you in detail).

FIRST AID	
IF SWALLOWED	<ul style="list-style-type: none"> • Call poison control center or doctor immediately for treatment advice. • Have person sip a glass of water if able to swallow. • Do not induce vomiting unless told to do so by the poison control center or doctor. • Do not give anything by mouth to an unconscious person.
IF ON SKIN OR CLOTHING	<ul style="list-style-type: none"> • Take off contaminated clothing. • Rinse skin immediately with plenty of water for 15 to 20 minutes. • Call a poison control center or doctor for treatment advice.
IF IN EYES	<ul style="list-style-type: none"> • Hold eye open and rinse slowly and gently with water for 15 to 20 minutes. • Remove contact lenses, if present, after the first 5 minutes, then continue rinsing eye. • Call a poison control center or doctor for treatment advice.
HOTLINE NUMBER: Have the product container or label with you when calling a poison control center (1-800-222-1222) or doctor or going for treatment. For non-emergency exposure information on this product, call 1-888-347-6732 (7 days/week, 24-hr). For medical emergencies, dial 911.	

{Optional language that may appear on product label:}

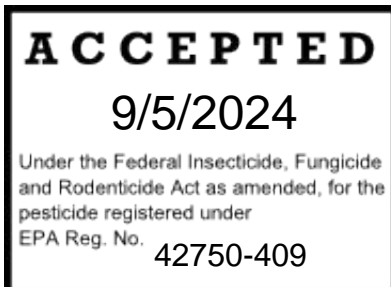
[See [inside] booklet for [additional/complete] [First Aid/Precautionary Statements/Directions For Use/Storage and Disposal] [and] [Conditions of Sale and Warranty].]

For 24-hour chemical spill, leak, fire, exposure or accident response information, call CHEMTREC toll free at 1-800-424-9300.

EPA Reg. No. 42750-__ __
EPA Est. No. _____

NET CONTENTS: ____ gal (____ L)

MANUFACTURED [BY][FOR]:
Albaugh, LLC
1525 NE 36th Street
Ankeny, IA 50021



PRECAUTIONARY STATEMENTS

HAZARD TO HUMANS AND DOMESTIC ANIMALS

CAUTION

Harmful if swallowed. Causes moderate eye irritation. Avoid contact with skin, clothing, or eyes. Wash thoroughly with soap and water after handling and before eating, drinking, chewing gum, using the toilet, or using tobacco. Prolonged or frequently repeated skin contact may cause allergic reactions in some individuals.

PERSONAL PROTECTIVE EQUIPMENT (PPE)

When mixing/loading, cleaning up spills, or cleaning equipment, or otherwise exposed to the concentrate, **mixers, loaders, applicators and other handlers must wear:**

- long-sleeved shirt and long pants
- chemical-resistant gloves made of barrier laminate, butyl rubber ≥14 mils, nitrile rubber ≥14 mils, neoprene rubber ≥14 mils, natural rubber ≥14 mils, polyethylene, polyvinyl chloride (PVC) ≥14 mils, or Viton ≥14 mils
- shoes plus socks
- chemical-resistant apron

Engineering Controls: When handlers use enclosed cabs in a manner that meets the requirements listed in the Worker Protection Standard (WPS) for agricultural pesticides [40 CFR 170.240 (d)(5)], the handler PPE requirements may be reduced or modified as specified in the WPS.

Follow manufacturer's instructions for cleaning/maintaining PPE. If no such instructions for washables exist, use detergent and hot water. Keep and wash PPE separately from other laundry. Discard clothing or other absorbent materials that have been drenched or heavily contaminated with the product's concentrate. Do not reuse them.

IMPORTANT: When reduced PPE is worn because an enclosed system is being used, handlers must be provided all PPE specified above for "applicators and other handlers" and have such PPE immediately available for use in an emergency, such as a spill or equipment breakdown.

USER SAFETY RECOMMENDATIONS

Users should:

- Wash hands before eating, drinking, chewing gum, using tobacco, or using the toilet.
- Remove clothing/PPE immediately if pesticide gets inside. Then wash thoroughly and put on clean clothing. If pesticide gets on skin, wash immediately with soap and water.
- Remove PPE immediately after handling this product. Wash the outside of gloves before removing. As soon as possible, wash thoroughly and change into clean clothing.

PHYSICAL-CHEMICAL HAZARDS

Do not mix or allow contact with an oxidizing agent. Hazardous Chemical reaction may occur.

ENVIRONMENTAL HAZARDS

NON-TARGET ORGANISM ADVISORY STATEMENT: This product is toxic to plants and may adversely impact the forage and habitat of non-target organisms, including pollinators, in areas adjacent to the treated site. Protect the forage and habitat of non-target organisms by following label directions intended to minimize spray drift.

Atrazine can travel (seep or leach) through soil and can enter ground water which may be used as drinking water. Atrazine has been found in ground water. Users are advised not to apply atrazine to sand and loamy sand soils where the water table (ground water) is close to the surface and where these soils are very permeable, i.e., well drained. Your local agricultural agencies can provide further information on the type of soil in your area and the location of ground water.

Ground water contamination may be reduced by diking and flooring of permanent liquid bulk storage sites with an impermeable material.

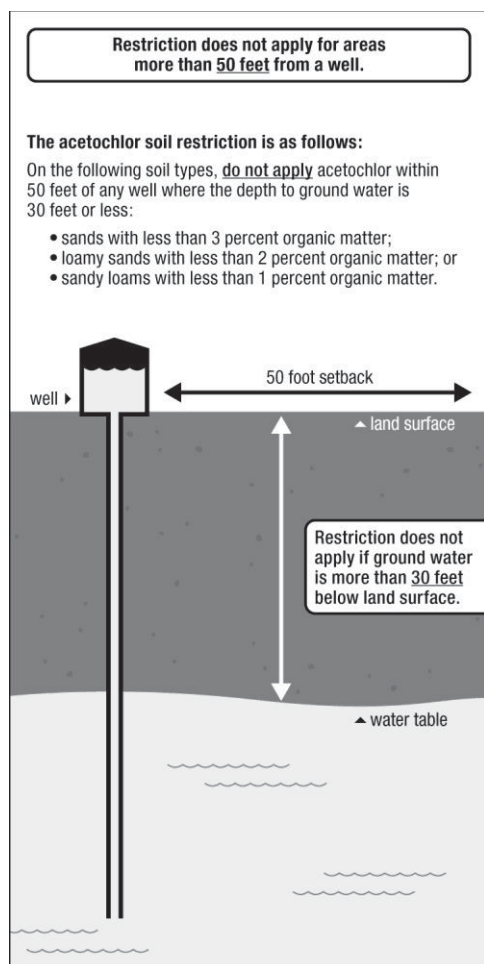
This product is toxic to fish and aquatic invertebrates. Do not apply directly to water, or to areas where surface water is present or to intertidal areas below the mean high water mark. Do not apply when weather conditions favor drift from treated areas. Runoff and drift from treated areas may be hazardous to aquatic organisms in neighboring areas. Do not contaminate water when disposing of equipment washwaters.

GROUNDWATER ADVISORY: Acetochlor is known to leach through soil into groundwater under certain conditions as a result of label use. This chemical may leach into groundwater if used in areas where soils are permeable, particularly where the water table is shallow.

SURFACE WATER ADVISORY: This product may impact surface water quality due to runoff of rainwater. This is especially true for poorly draining soils and soils with shallow ground water. This product is classified as having high potential for reaching surface water via runoff for several weeks after application.

A level, well-maintained vegetative buffer strip between areas to which this product is applied and surface water features such as ponds, streams, and springs will reduce the potential loading of acetochlor from runoff water and sediment. Runoff of this product will be reduced by avoiding applications when rainfall or irrigation is expected to occur within 48 hours.

This chemical demonstrates the properties and characteristics associated with chemicals detected in ground water. The use of this chemical in areas where soils are permeable, particularly where the ground water is shallow, may result in ground water contamination. On the following soil types, do not apply this product within 50 feet of any well where the depth to ground water is 30 feet or less: sands with less than 3 percent organic matter; loamy sands with less than 2 percent organic matter; or sandy loams with less than 1 percent organic matter. See the figure for additional clarification.



Atrazine can travel (seep or leach) through soil and can enter ground water which may be used as drinking water. Atrazine has been found in ground water. Users are advised not to apply atrazine to sand and loamy sand soils where the water table (ground water) is close to the surface and where these soils are very permeable, i.e., well drained. Your local agricultural agencies can provide further information on the type of soil in your area and the location of ground water.

This product must not be mixed or loaded within 50 feet of intermittent streams and rivers, natural or impounded lakes and reservoirs. This product must not be applied within 66 feet of the points where field surface water runoff enters perennial or intermittent streams and rivers or within 200 feet around natural or impounded lakes and reservoirs. If this product is applied to highly erodible land, the 66-foot buffer or setback from runoff entry points must be planted to crop, seeded with grass, or other suitable crop.

This product must not be mixed or loaded, or used within 50 feet of all wells, including abandoned wells, drainage wells, and sink holes. Operations that involve mixing, loading, rinsing, or washing of this product into or from pesticide handling or application equipment or containers within 50 feet of any well are prohibited unless conducted on an impervious pad constructed to withstand the weight of the heaviest load that may be positioned on or moved across the pad. Such a pad shall be designed and maintained to contain any product spill or equipment leaks, container or equipment rinse or washwater, and rain water that may fall on the pad. Surface water shall not be allowed to either flow over or from the pad, which means the pad must be self-contained. The pad shall be sloped to facilitate material removal. An unroofed pad shall be of sufficient capacity to contain at a minimum 110 percent of the capacity of the largest pesticide container or application equipment on the pad. A pad that is covered by a roof of sufficient size to completely exclude precipitation from contact with the pad shall have a minimum containment capacity of 100 percent of the capacity of the largest pesticide container or application equipment on the pad. Containment capacities as described above shall be maintained at all times. The above-specified minimum containment capacities do not apply to vehicles when delivering pesticide shipments to the mixing/loading sites.

States may have in effect additional requirements regarding well head setbacks and operational area containment. To ensure protection of surface water from runoff through standpipes with tile-outlets in terraced fields, one of the following restrictions must be used in applying atrazine to tile-terraced fields containing standpipes:

1. Do not apply within 66 feet of standpipes in tile-outletted terraced fields.
2. Apply this product to the entire tile-outletted terraced field and immediately incorporate it to a depth of 2 to 3 inches in the entire field.
3. Apply this product to the entire tile-outletted terraced field under a no-till practice only when a high crop residue management practice is used. High crop residue management is described as a crop management practice where little or no crop residue is removed from the field during or after crop harvest.

DIRECTIONS FOR USE

It is a violation of Federal law to use this product in any manner inconsistent with its labeling.

RESTRICTED USE PESTICIDE due to ground and surface water concerns. For retail sale to and use only by Certified Applicators, or persons under their direct supervision and only for those uses covered by the Certified Applicator's certification.

Do not apply this product in a way that will contact workers or other persons, either directly or through drift. Only protected handlers may be in the area during application. For any requirements specific to your State or Tribe, consult the agency responsible for pesticide regulation.

ANY USE OF THIS PRODUCT IN AN AREA WHERE USE IS PROHIBITED IS A VIOLATION OF FEDERAL LAW. Before using this product, you must consult the Atrazine Watershed Information Center (AWIC) to determine whether the use of this product is prohibited in your watershed. AWIC can be accessed through www.atrazine-watershed.info or 1-866-365-3014. If use of this product is prohibited in your watershed, you may return this product to your point of purchase or contact Albaugh for a refund.

Endangered Species

It is a Federal offense to use any pesticide in a manner that results in an unauthorized "take" (e.g., kill or otherwise harm) of an endangered species under the Endangered Species Act section 9. When using this product, you must follow the measures contained in the Endangered Species Protection Bulletin for the area in which you are applying the product. You must obtain a Bulletin no earlier than six months before using this product. To obtain Bulletins, consult <http://www.epa.gov/espp/>, call 1-844-447-3813, or email ESPP@epa.gov. You must use the Bulletin valid for the month in which you will apply the product.

Not for Sale, Sale Into, Distribution and/or Use in Nassau and Suffolk Counties of New York State. Not for use in the states of Hawaii or Alaska, or in the U.S. territories (Puerto Rico, Guam, American Samoa, the U.S. Virgin Islands, and the North Mariana Islands).

AGRICULTURAL USE REQUIREMENTS

Use this product only in accordance with its labeling and with the Worker Protection Standard, 40 CFR Part 170. This Standard contains requirements for the protection of agricultural workers on farms, forests, nurseries, and greenhouses, and handlers of agricultural pesticides. It contains requirements for training, decontamination, notification and emergency assistance. It also contains specific instructions and exceptions pertaining to the statements on this label about personal protective equipment (PPE) and restricted-entry interval. The requirements in this box only apply to uses of this product that are covered by the Worker Protection Standard.

Do not enter or allow worker entry into treated areas during the restricted entry interval (REI) of 12 hours. Exception: if the product is soil-injected or soil-incorporated, the Worker Protection Standard, under certain circumstances, allows workers to enter the treated area if there will be no contact with anything that has been treated.

PPE required for early entry to treated areas that is permitted under the Worker Protection Standard and that involves contact with anything that has been treated, such as plants, soil, or water, are: coveralls, waterproof gloves and shoes plus socks.

STORAGE AND DISPOSAL

DO NOT contaminate water, food, or feed by storage or disposal.

PESTICIDE STORAGE:

Store in a cool, dry place. DO NOT store near feed or foodstuffs. In case of leak or spill, use absorbent materials to contain liquids and dispose in a manner consistent with the pesticide disposal instructions.

PESTICIDE DISPOSAL:

Pesticide wastes are acutely hazardous. Improper disposal of excess pesticide, spray mixture, or rinsate is a violation of Federal law. If these wastes cannot be disposed of by use according to label instructions, contact your State Pesticide or Environmental Control Agency, or the Hazardous Waste Representative at the nearest EPA Regional Office for guidance. Wastes resulting from the use of this product may be disposed of on site or at an approved waste disposal facility.

CONTAINER HANDLING:

[Non-refillable, rigid plastic container (≤ 5 gallons): DO NOT reuse or refill this container.

Triple rinse or pressure rinse container (or equivalent) promptly after emptying. Then offer for recycling if available or puncture and dispose of in a sanitary landfill, or by incineration, or by other procedures allowed by state and local authorities. Triple rinse as follows: Empty the remaining contents into application equipment or a mix tank and drain for 10 seconds after the flow begins to drip. Fill the container ¼ full with water and recap. Shake for 10 seconds. Pour rinsate into application equipment or a mix tank, or store rinsate for later use or disposal. Drain for 10 seconds after the flow begins to drip. Repeat this procedure two more times.]

[Non-refillable, rigid plastic container (> 5 gallons): DO NOT reuse or refill this container.

Triple rinse or pressure rinse container (or equivalent) promptly after emptying. Then offer for recycling if available or puncture and dispose of in a sanitary landfill, or by incineration, or by other procedures allowed by state and local authorities. Triple rinse as follows: Empty the remaining contents into application equipment or a mix tank. Fill the container ¼ full with water. Replace and tighten closures. Tip container on its side and roll it back and forth, ensuring at least one complete revolution, for 30 seconds. Stand the container on its end and tip it back and forth several times. Turn the container over onto its other side and tip it back and forth several times. Empty the rinsate into application equipment or a mix tank or store rinsate for later use and disposal. Repeat this procedure two more times.]

[Pressure rinse as follows: Empty the remaining contents into application equipment or mix tank and continue to drain for 10 seconds after the flow begins to drip. Hold container upside down over application equipment or mix tank, or collect rinsate for later use or disposal. Insert pressure rinsing nozzle in the side of the container and rinse at about 40 PSI for at least 30 seconds. Drain for 10 seconds after the flow begins to drip.]

[Nonrefillable Container, rigid plastic container (bulk): DO NOT reuse or refill this container.

Pressure rinse container. Then offer for recycling or puncture and dispose of in a sanitary landfill, or by incineration, or by other procedures approved by state and local authorities. Pressure rinse as follows: Empty the remaining contents into application equipment or a mix tank and continue to drain for 10 seconds after the flow begins to drip. Collect rinsate for later use or disposal or add to application equipment or a mix tank. Insert pressure rinsing nozzle in the container opening, and rinse at about 40 PSI for at least 30 seconds. Drain for 10 seconds after the flow begins to drip.]

PRODUCT INFORMATION

This product is recommended for control of yellow nutsedge and many annual grasses and broadleaf weeds listed in the "WEEDS CONTROLLED" section of this label. This product alone will not control emerged seedlings. This product may be applied either as a surface application before or after planting, or after crop emergence. This product may also be shallowly incorporated prior to planting to blend the herbicide treatment into the upper 1 to 2 inches of soil. Except for minimum or conservation tillage systems, the seedbed should be fine, firm and free of clods and trash.

Read and carefully observe cautionary statements and all other information appearing on the labeling of all products used in mixtures and sequential treatments. Use according to the most restrictive label directions in the mixture.

NOTE: Use this product for weed control in corn only. CORN (ALL TYPES INCLUDING SWEET CORN), MILO (SORGHUM), OR SOYBEANS CAN BE PLANTED THE YEAR FOLLOWING THE USE OF THIS PRODUCT. IF SOYBEANS ARE TO BE PLANTED THE FOLLOWING YEAR, THERE IS THE POSSIBILITY OF CROP INJURY DUE TO CARRYOVER OF ATRAZINE.

MANDATORY SPRAY DRIFT MANAGEMENT

Ground Boom Applications

- Apply with the nozzle height recommended by the manufacturer, but no more than 3 feet above the ground or crop canopy.
- For all applications, applicators are required to use a coarse or coarser spray droplet size (ASABE S572).
- Do not apply when wind speeds exceed 10 miles per hour at the application site.
- Do not apply during temperature inversions.
- User must maintain a 15 foot (4.6 meter) in-field downwind buffer (in the direction in which the wind is blowing) from the edge of streams and rivers, as well as high-tide line for all estuarine/marine environments.

Boom-less Ground Applications:

- Applicators are required to use a coarse or coarser droplet size (ASABE S572) for all applications.
- Do not apply when wind speeds exceed 10 miles per hour at the application site.
- Do not apply during temperature inversions.
- User must maintain a 15 foot (4.6 meter) in-field downwind buffer (in the direction in which the wind is blowing) from the edge of streams and rivers, as well as high-tide line for all estuarine/marine environments.

SPRAY DRIFT ADVISORIES

THE APPLICATOR IS RESPONSIBLE FOR AVOIDING OFF-SITE SPRAY DRIFT.
BE AWARE OF NEARBY NON-TARGET SITES AND ENVIRONMENTAL CONDITIONS.

IMPORTANCE OF DROPLET SIZE

An effective way to reduce spray drift is to apply large droplets. Use the largest droplets that provide target pest control. While applying larger droplets will reduce spray drift, the potential for drift will be greater if applications are made improperly or under unfavorable environmental conditions.

Controlling Droplet Size - Ground Boom

- Volume - Increasing the spray volume so that larger droplets are produced will reduce spray drift. Use the highest practical spray volume for the application. If a greater spray volume is needed, consider using a nozzle with a higher flow rate.
- Pressure - Use the lowest spray pressure recommended for the nozzle to produce the target spray volume and droplet size.
- Spray Nozzle - Use a spray nozzle that is designed for the intended application. Consider using nozzles designed to reduce drift.

BOOM HEIGHT - Ground Boom

Use the lowest boom height that is compatible with the spray nozzles that will provide uniform coverage. For ground equipment, the boom should remain level with the crop and have minimal bounce.

SHIELDED SPRAYERS

Shielding the boom or individual nozzles can reduce spray drift. Consider using shielded sprayers. Verify that the shields are not interfering with the uniform deposition of the spray on the target area.

TEMPERATURE AND HUMIDITY

When making applications in hot and dry conditions, use larger droplets to reduce effects of evaporation.

TEMPERATURE INVERSIONS

Drift potential is high during a temperature inversion. Temperature inversions are characterized by increasing temperature with altitude and are common on nights with limited cloud cover and light to no wind. The presence of an inversion can be indicated by ground fog or by the movement of smoke from a ground source or an aircraft smoke generator. Smoke that layers and moves laterally in a concentrated cloud (under low wind conditions) indicates an inversion, while smoke that moves upward and rapidly dissipates indicates good vertical air mixing.

WIND

Drift potential generally increases with wind speed. AVOID APPLICATIONS DURING GUSTY WIND CONDITIONS. Applicators need to be familiar with local wind patterns and terrain that could affect spray drift.

Boom-less Ground Applications:

Setting nozzles at the lowest effective height will help to reduce the potential for spray drift.

DO NOT aerially apply this product unless otherwise directed by approved supplemental labeling in possession of the user at the time of application.

USE RESTRICTIONS

- Not for Sale, Sale Into, Distribution and/or Use in Nassau and Suffolk Counties of New York State. Not for use in the states of Hawaii or Alaska, or in the U.S. territories (Puerto Rico, Guam, American Samoa, the U.S. Virgin Islands, and the North Mariana Islands).
- Use on Miscanthus and other perennial bioenergy crops is prohibited. **DO NOT** flood irrigate to apply or incorporate this product.
- Product must be used in a manner that will prevent back siphoning into wells, spills or improper disposal of excess pesticide, spray mixtures or rinsates.
- **DO NOT** apply this product through any type of irrigation system, unless otherwise directed by approved supplemental labeling in possession of the user at the time of application.
- Disposal of excess pesticide, spray mixtures or rinsate must be according to label use instructions or according to the State Pesticide or Environmental Control Agency or the Hazardous Waste representative at the nearest EPA regional office.
- **DO NOT** apply under conditions that favor runoff or wind erosion of soil containing this product to non-target areas. To prevent off-site movement due to runoff or wind erosion:
 - Avoid treating powdery dry or light sandy soils when conditions are favorable for wind erosion. Under these conditions, the soil surface should first be settled by rainfall or irrigation.
 - **DO NOT** apply to impervious substrates such as paved or highly compacted surfaces or frozen or snow covered soils.
 - **DO NOT** use tailwater from the first flood or furrow irrigation of treated fields to treat non-target crops unless at least 1/2 inch of rainfall has occurred between application and the first irrigation.
- **DO NOT** apply this product using aerial application equipment, unless otherwise directed by approved supplemental labeling in possession of the user at the time of application.
- **DO NOT** use mechanically pressurized handgun applications to sweet corn.
- Use of this product not consistent with this label may result in injury to persons, animals or crops, or other unintended consequences.
- For field corn forage use, allow 60-day preharvest interval. For sweet corn forage use, allow 45-day preharvest interval.
- Flush sprayer with clean water after use.
- Maximum Atrazine Application Rates Per Calendar Year:
 - Maximum annual atrazine broadcast application rates for corn must be as follows:
 - If no atrazine was applied prior to corn emergence, apply a maximum of 2.0 pounds active ingredient (contained in 4.7 quarts Acetochlor 4.3 + ATZ 1.7; however **DO NOT** apply more than 2.7 quarts Acetochlor 4.3 + ATZ 1.7, per maximum acetochlor rate restrictions below) per acre. If postemergence treatment is required following an earlier herbicide application, the total atrazine applied may not exceed 2.5 pounds active ingredient per acre per calendar year. **Note:** One quart per acre Acetochlor 4.3 + ATZ 1.7 delivers 0.425 pound active ingredient atrazine per acre.
 - Apply a maximum of 2.0 pounds active ingredient (contained in 4.7 quarts Acetochlor 4.3 + ATZ 1.7; however, **DO NOT** apply more than 2.7 quarts Acetochlor 4.3 + ATZ 1.7, per maximum acetochlor rate restrictions below) per acre if a single preemergence application is made on soils that are not highly erodible or on highly erodible soil if at least 30% of the soil is covered with plant residues, or
 - Apply a maximum of 1.6 pounds active ingredient (contained in 3.7 quarts Acetochlor 4.3 + ATZ 1.7; however, **DO NOT** apply more than 2.7 quarts Acetochlor 4.3 + ATZ 1.7, per maximum acetochlor rate restrictions below) per acre as a single preemergence application on highly erodible soils if less than 30% of the soil is covered with plant residues; or 2.0 pounds active ingredient (contained in 4.7 quarts Acetochlor 4.3 + ATZ 1.7; however, **DO NOT** apply more than 2.7 quarts Acetochlor 4.3 + ATZ 1.7, per maximum acetochlor rate restrictions below) per acre if only applied postemergence.
- Maximum Acetochlor Application Rates Per Calendar Year:
 - Maximum annual acetochlor broadcast application rates for corn must not exceed 3.0 pounds active ingredient (2.7 quarts Acetochlor 4.3 + ATZ 1.7) per acre. **Note:** One quart per acre Acetochlor 4.3 + ATZ 1.7 delivers 1.075 pound active ingredient acetochlor per acre.
- Preharvest Interval: **DO NOT** apply Acetochlor 4.3 + ATZ 1.7 within 60 days of harvest for field corn forage uses or 45 days for sweet corn forage uses.
- Postemergence applications of Acetochlor 4.3 + ATZ 1.7 to corn must be made before the crop reaches 11 inches in height.

ROTATIONAL CROPS

1. If a crop treated with this product is lost, field corn, seed corn, silage corn, popcorn or sweet corn may be replanted immediately. Do not exceed a total of 3.0 pounds per acre of acetochlor if additional product is applied.
2. If applied after June 10, do not rotate to crops other than corn or sorghum the next year, or crop injury may occur.
3. Rotate the next season to the following crops: corn (all types), sorghum or soybeans. Injury from atrazine may occur to soybeans planted the year following application on soils having a calcareous subsurface layer.
4. In the High Plains and Intermountain regions of the West where rainfall is sparse and erratic or irrigation is required, use only when corn or sorghum is to follow corn.
5. In Eastern parts of the Dakotas, Kansas, western Minnesota and Nebraska, do not rotate to soybeans if the rate applied to corn was more than 2.0 pounds active ingredient equivalent of atrazine or soybean injury may occur.
6. Do not plant sugar beets, sunflower, potatoes, tobacco, dry beans or peas, spring-seeded small grains or small-seeded legumes the year following application, or injury from atrazine may occur.

ROTATION TO NON-FOOD WINTER COVER CROPS

Following harvest of food crops treated with Acetochlor 4.3 + ATZ 1.7, only non-food or non-feed winter cover crops (with the exception of wheat) may be planted. Do not graze or harvest rotational cover crops for food or animal feed for 18 months following the last application of Acetochlor 4.3 + ATZ 1.7. This prohibition does not apply to wheat, which may be planted 4 months following the last application of Acetochlor 4.3 + ATZ 1.7, or to nongrass animal feeds, which may be planted 9 months after the last application of Acetochlor 4.3 + ATZ 1.7.

The maximum atrazine broadcast application rates for corn:

- If no atrazine was applied prior to corn emergence, apply a maximum of 2 pounds active ingredient per acre broadcast. If a postemergence treatment is required following an earlier herbicide application, the total atrazine applied may not exceed 2.5 pounds active ingredient per acre per calendar year.
- Apply a maximum of 2.0 pounds active ingredient per acre as a single preemergence application on soils that are not highly erodible or on highly erodible soils (as defined by the Natural Resources Conservation Service) if at least 30 percent of the soil is covered with plant residues, or
- Apply a maximum of 1.6 pounds active ingredient per acre as a single preemergence application on highly erodible soils (as defined by the Natural Resources Conservation Service) if less than 30 percent of the surface is covered with plant residues; or 2.0 pounds active ingredient per acre if only applied postemergence.

When tank mixing or sequentially applying, atrazine or products containing atrazine to corn, the total pounds atrazine applied (pounds active ingredient per acre) must not exceed 2.5 pounds active ingredient per year.

WEED RESISTANCE MANAGEMENT

ATRAZINE	GROUP	5	HERBICIDE
ACETOCHLOR	GROUP	15	HERBICIDE

For resistance management, please note that Acetochlor 4.3 + ATZ 1.7 contains both a Group 5 Atrazine and a Group 15 Acetochlor herbicide. Any weed population may contain plants naturally resistant to Group 5 and/or Group 15 herbicides. The resistant individuals may dominate the weed population if these herbicides are used repeatedly in the same fields. Appropriate resistance-management strategies should be followed.

To delay herbicide resistance, take one or more of the following steps:

- Rotate the use of Acetochlor 4.3 + ATZ 1.7 or other Group 5 or Group 15 herbicides within a growing season sequence or among growing seasons with different herbicide groups that control the same weeds in a field.
- Use tank mixtures with herbicides from a different group if such use is permitted; where information on resistance in target weed species is available, use the less resistance-prone partner at a rate that will control the target weed(s) equally as well as the more resistance-prone partner. Consult your local extension service or certified crop advisor if you are unsure as to which active ingredient is currently less prone to resistance.
- Adopt an integrated weed-management program for herbicide use that includes scouting and uses historical information related to herbicide use and crop rotation, and that considers tillage (or other mechanical control methods), cultural (e.g., higher crop seeding rates; precision fertilizer application method and timing to favor the crop and not the weeds), biological (weed-competitive crops or varieties) and other management practices.
- Scout after herbicide application to monitor weed populations for early signs of resistance development. Indicators of possible herbicide resistance include: (1) failure to control a weed species normally controlled by the herbicide at the dose applied, especially if control is achieved on adjacent weeds; (2) a spreading patch of non-controlled plants of a particular weed species; (3) surviving plants mixed with controlled individuals of the same species. If resistance is suspected, prevent weed seed production in the affected area by an alternative herbicide from a

different group or by a mechanical method including hoeing or tillage. Prevent movement of resistant weed seeds to other fields by cleaning harvesting and tillage equipment when moving between fields and planting clean seed.

- If a weed pest population continues to progress after treatment with this product, discontinue use of this product, and switch to another management strategy or herbicide with a different mode of action, if available.
- Contact your local extension specialist or certified crop advisors for additional pesticide resistance- management and/or integrated weed-management recommendations for specific crops and weed biotypes.
- For further information or to report suspected resistance contact Albaugh, LLC at 1-800-247-8013. You can also contact your pesticide distributor or university extension specialist to report resistance.

SOIL TEXTURE

Applicators should evaluate soil conditions carefully to assure that they choose the correct label rate. The use rates of this product and the other herbicides labeled for use in tank mixtures with this product vary with soil texture. Unless soil texture is specifically named, rate tables throughout this label refer to only three soil textural groups: coarse, medium and fine. The following is a complete listing of soil textures included in each of these three soil textural groups:

SOIL TEXTURE GROUP	SOIL TEXTURE
COARSE	sand, loamy sand, sandy loam
MEDIUM	loam, silt loam, silt, sandy clay loam
FINE	silty clay loam, clay loam, sandy clay, silty clay, clay

Refer to the above table to determine the corresponding soil textural group for the soil to be treated.

MIXING, SPRAYING AND HANDLING INSTRUCTIONS

It is the pesticide user's responsibility to ensure that all products are registered for the intended use. Read and follow the applicable restrictions and limitations and directions for use on all product labels involved in tank mixing. Users must follow the most restrictive directions for use and precautionary statements of each product in the tank mixture.

NOTE: Minimize direct contact or exposure to this product or spray mixtures of this product. Follow the following instructions for transfer, mixing, cleaning or repairing equipment in order to minimize this exposure. Review the protective clothing requirements as listed in the "PRECAUTIONARY STATEMENTS" section of this label and do not use this product until you have the necessary protective clothing.

2.5 Gallon Containers: Open pouring from these containers can result in exposure from splashing or spilling. Special care in lifting and pouring is strongly recommended.

Bulk Containers: Open pouring from these containers can result in exposure from splashing or spilling and is not recommended. Transfer this product from these containers to the mix or spray tank using pumps or transfer probes. **DO NOT** remove the probe or pump from the container or disconnect until the container is emptied and rinsed. Use the pump or probe system to rinse the empty container and transfer the rinsate directly to the mix or spray tank.

EQUIPMENT CLEANING AND REPAIR

Cleaning and repair of transfer systems and application equipment is a source of exposure to this product. Take care to minimize exposure during cleaning and repair of transfer systems and application equipment. Whenever possible, these systems or equipment should be rinsed before being cleaned or repaired.

When repairs must be made during transfer or application, the equipment must be shut down, and special care taken to avoid contact with the pesticide.

SPRAYER COMPATIBILITY

Always predetermine the compatibility of this product or labeled tank mixtures of this product with water carrier or sprayable fluid fertilizer carrier by mixing small proportional quantities in advance. See the "STANDARD SPRAYABLE FLUID FERTILIZER COMPATIBILITY TEST" section in this label to determine the compatibility of this product and the labeled tank mixtures recommended for use with sprayable fluid fertilizer carrier.

Mix this product or labeled tank mixture of this product with the appropriate carrier as follows:

1. Place a 20- to 35-mesh screen or wetting basket over filling port.
2. Through the screen, fill the sprayer tank one-half full with the appropriate carrier.
3. If a compatibility agent is necessary to improve mixing or to prevent the formation of undesirable and unsprayable gels or precipitates, while agitating add it to the carrier already in the tank. Use only compatibility agents cleared by FDA for this use. Read and follow all directions for use, cautionary statements and all other information appearing on the selected compatibility agent label. Check for adequate agitation.
4. If a wettable powder or dry flowable formulation is used, make a slurry with water and add it slowly through the screen into the tank. Continue agitation.
5. If a flowable formulation is used, add slowly through screen into the tank. Mixing and compatibility may be improved when flowable is premixed one part flowable with one part water and added to the tank in diluted form.
6. Add this product slowly through the screen into the tank. Mixing and compatibility may be improved when this product is prediluted with two parts of water and added to the tank in diluted form.
7. Complete filling the sprayer tank with carrier. If a Glyphosate agricultural herbicide or Paraquat brand herbicide is used, add the required amount near the end of the filling process. Remove hose from tank immediately after filling to avoid siphoning back into the carrier source.

Maintain good agitation at all times until the contents of the tank are sprayed.

NOTE: If spray mixture is allowed to settle at any time, thorough agitation is required to resuspend the mixture before spraying is resumed.

Keep by-pass line on or near bottom of tank to minimize foaming. Screen size in nozzle or line strainers should be 50-mesh. Carefully select proper nozzle to avoid spraying a fine mist. Check for even distribution of spray droplets. To reduce loss of the chemical due to drift of a fine mist, apply at nozzle pressures below 40 psi.

STANDARD SPRAYABLE FLUID FERTILIZER COMPATIBILITY TEST



Herbicides may not always mix evenly throughout a sprayable fluid fertilizer or the components may separate too quickly to make their combined use of practical value. This may be due to certain characteristics of the different fluid fertilizers. A simple test using small quantities of the components is suggested to provide compatibility potential. The test is as follows:

Materials Required for a Compatibility Test:



1. Two one-quart jars with lid or stopper (one marked "with" and one marked "without")
2. TEAspoons (for a more exacting test, a five to ten milliliter (mL) pipette or graduated cylinder is desirable).
3. Sprayable fluid fertilizer to be tested.
4. The herbicide chemicals to be mixed.
5. A compatibility agent (the purpose of the adjuvant is to help keep the fertilizer and crop protection chemical in suspension, if this assistance is needed).

Procedure:



1. Add one pint of the sprayable fluid fertilizer that will be used or other herbicide carrier to each jar marked "with" and "without".

Add One Pint Liquid Fertilizer to Two Quart Jars	
	
WITH	WITHOUT

2. To the jar marked "with", add 1/4 TEAspoon or 1.2 milliliters of a suitable compatibility agent; shake gently for five to ten seconds to mix. (1/4 TEAspoon in one pint is the equivalent of two pints per 100 gallons of liquid fertilizer.)

To Jar Marked "with", add Compatibility Agent and Shake to Mix	
	
WITH	WITHOUT

3. To each jar add the appropriate amount of herbicide(s). If more than one is used, add them separately with the wettable powders or dry flowables added first, flowables second and liquid last. Shake gently five to ten seconds after each addition.

Add Herbicide(s) to Both Jars and Shake to Mix	
	
WITH	WITHOUT

Amount to be Added per Pint of
Sprayable Fluid Fertilizer
(Assuming Volume is 25
Gallons/Acre)

Amount of Herbicide to be added per Pint of Sprayable Fluid Fertilizer (Assuming Volume is 25 gallons/Acre)

Herbicide Type	Rate/Acre	Amount of Herbicide (level TEAspoons)	Amount of Herbicide (mL)
Wettable Powders or Dry Flowables	1 pound	1.5	
	2 pounds	3.0	
	3 pounds	4.5	
	4 pounds	6.0	
	5 pounds	7.5	
Emulsifiable Concentrates, Flowables, Liquids, or Solutions	1 pint	0.5	2.4
	1 quart	1.0	4.7
	2 quarts	2.0	9.5
	3 quarts	3.0	14.2
	1 gallon	4.0	19.0
	5 quarts	5.0	23.8

This compatibility test is designed for 25 gallons of spray per acre with the maximum labeled rate of herbicide. For changes in spray volume or herbicide rate, make appropriate changes in the ingredients of the test. Regardless of spray volume, the amount of compatibility agent should be equal to two or three pints (two pints = 1/4 TEAspoon or 1.2 milliliters, three pints = 3/8 TEAspoon or 1.8 milliliters per pint of sprayable fluid fertilizer) per 100 gallons of liquid fertilizer.

Observations and Decisions

1. If the herbicide(s) and the sprayable fluid fertilizer are compatible.
2. If a compatibility agent is necessary.

Five minutes after the final addition and mixing, observe both jars for the formation of large flakes, sludge, gels or other precipitates. Observe if the herbicide(s) cannot be physically mixed with the liquid fertilizer but remains as small oily particles in the solution.

If incompatibility in any form described above occurs in the jar "with" the compatibility agent added, the liquid fertilizer and the herbicide(s) must not be used together in the same spray tank.

If incompatibility as described above occurs in the jar "without" the adjuvant but not in the jar "with" adjuvant, the use of a compatibility adjuvant is recommended.

Both jars should be allowed to stand and be observed periodically for one-half hour. If the separate layers of liquid fertilizer and additives can be resuspended by shaking, commercial application is possible. An emulsifiable concentrate normally will go to the top after standing; wettable powders will either settle to the bottom of the tank or jar, or float to the top, depending upon the density of the fertilizers.

If the herbicide(s) is compatible with fluid fertilizer in the foregoing test without having to use a compatibility agent, fluid fertilizer may be used for the premixing. If it is not compatible without the compatibility agent, the herbicide(s) must be premixed with water before adding to the spray tank.

APPLICATION SYSTEMS**GROUND BROADCAST TREATMENT**

Apply this product and the labeled tank mixtures in 10 or more gallons of solution per acre using broadcast boom equipment. The carrier may be either water or sprayable fluid fertilizer as specified for the crop to be treated in the "DIRECTIONS FOR USE" section of this label.

GROUND BAND TREATMENT

Apply a broadcast equivalent rate and volume per acre. Use the following calculations to determine these rates:

$$\frac{\text{Band Width in Inches}}{\text{Row Width in Inches}} \times \text{Broadcast RATE per Acre} = \text{Band RATE per Acre}$$

$$\frac{\text{Band Width in Inches}}{\text{Row Width in Inches}} \times \text{Broadcast VOLUME per Acre} = \text{Band VOLUME per Acre}$$

APPLICATION WITH DRY BULK FERTILIZER

Dry bulk fertilizer impregnation is restricted to 340 tons per worker per day for no more than 30 days per calendar year for use on corn.

The herbicide-fertilizer impregnation process must be completed only by commercial fertilizer or chemical dealerships properly equipped for this procedure.

Dry bulk fertilizer may be impregnated with this product or the tank mixtures of this product plus atrazine on corn. This product and these tank mixtures must be applied with 200 to 450 pounds of dry bulk fertilizer per acre and shallowly incorporated within 14 days prior to planting. On medium- and fine- textured soils in areas where soil incorporation is not planned, i.e., reduced tillage situations or in some conventional tillage situations, applications can be made up to 30 days before planting to allow moisture to move the herbicide-fertilizer mixture into the soil. On coarse-textured soils, applications can be made up to 14 days prior to planting. The herbicide must be applied as directed in this label for the crop, weed and soil type treated. Refer to the table for broadcast rate per acre to determine the rate per acre for the herbicide treatment to be applied.

Impregnation of bulk fertilizer is restricted to commercial facilities. On-farm fertilizer impregnation is prohibited. No more than 500 tons of bulk fertilizer can be impregnated per day. No single facility may impregnate fertilizer with this product for more than 30 days per calendar year.

The commercial facility impregnating the dry bulk fertilizer must inform, in writing, the use (applicator) of the dry bulk fertilizer that:

- Applicators must wear long-sleeved shirt, long pants, shoes and socks.
- Do not enter or allow others to enter the treated areas (except those involved in the watering) during the restricted entry interval (REI) of 12 hours.

The following table provides a reference to determine the amount of LIQUID herbicide to be mixed per ton of dry bulk fertilizer for a range of herbicide recommendations for fertilizer rates per acre:

Quarts of Liquid Herbicide per Acre

Fertilizer Rate (lb/A)	Acres Covered (per ton)	Quarts of Herbicide per Ton of Dry Bulk Fertilizer		
		1.5 quarts	1.8 quarts	2.3 quarts
200	10.0	15.0	18.0	23.0
250	8.0	12.0	14.4	18.6
300	6.7	10.1	12.1	15.5
350	5.7	8.6	10.2	13.3
400	5.0	7.5	9.0	11.7
450	4.5	6.8	8.1	10.4

To determine the amount of herbicide needed for rates not included in the preceding table, use the following formula:

$$\frac{\frac{\text{Quarts}}{\text{Acre}} \times 2000}{\frac{\text{Pounds Fertilizer}}{\text{Acre}}} = \text{Quarts of Herbicide per Ton of Dry Bulk Fertilizer}$$

Mix and blend the dry fertilizer and herbicide mixture in a closed rotary drum-type mixer allowing sufficient time to ensure uniform coverage. Use at least one ton of dry fertilizer per mixing operation. Inject the herbicide into the drum over a minimum of a 2 minute period and allow at least 2 additional minutes mixing time to ensure uniformity. The nozzle used to spray the herbicide treatment must be placed inside the mixer to provide uniform spray coverage of the tumbling fertilizer.

If the dry fertilizer used has inadequate absorptive capacity, use a higher absorptive material such as Agsorb™, MP-79™ or Microcel™, to provide a free-flowing mixture.

The following table provides a partial list of dry fertilizers which may be impregnated with this product:

Ammonium sulfate	21-00-00
Ammonium phosphate-sulfate	16-20-00
Diammonium phosphate	18-46-00
Potassium chloride	00-00-60
Potassium sulfate	00-00-52
*Urea	46-00-00

*Some ureas may be phytotoxic when applied on corn. Use only ureas known to be safe to corn.

NOTE: DO NOT impregnate this product or tank mixtures of this product with other herbicides on fertilizers containing ammonium nitrate, potassium nitrate or sodium nitrate.

Spread the herbicide-dry fertilizer mixture uniformly with a properly calibrated applicator: dribble, pneumatic (air flow) or spin. When using spin applicators, fertilizers impregnated with this product or tank mixtures of this product with other herbicides must be spread at half-rate and overlapped 100 percent to obtain full rate and uniform distribution. Non-uniform spreading of the fertilizer-herbicide mixture may result in unsatisfactory weed control or crop injury.

APPLICATION TIMING AND METHODS

NOTE: The maximum total per year of this product is 2.7 quarts (2.90 lb ai acetochlor and 1.15 lb ai atrazine) per acre.

EARLY PREPLANT SURFACE APPLICATION

This product and some labeled tank mixtures of this product may be applied in no-till and other conservation tillage systems before weeds emerge and up to 45 days before planting field corn or silage corn. Split applications can be made 30 to 45 days prior to planting with 60 percent of the broadcast rate applied initially and the remaining 40 percent applied at planting. Applications made less than 30 days prior to planting can be made either as a split or as a single application. If weeds are present at the time of application, apply this product in a tank mixture with an appropriate contact herbicide. Observe directions for use, precautions and restrictions on the label of the contact herbicide. During the planting operation, be careful not to move untreated soil to the surface or move treated soil out of the row, as weed control may be reduced.

PREPLANT INCORPORATION APPLICATION

This product and many of the labeled tank mixtures may be mixed into the soil using shallow incorporation equipment any time within 14 days prior to planting. Apply the product to the soil surface as a broadcast application. Either existing soil moisture or subsequent precipitation or irrigation is required to bring incorporated herbicide treatments into contact with germinating weed seedlings. If weeds emerge after treatment, rotary hoe or shallowly cultivate immediately to improve performance.

Shallowly incorporate the treatment into the upper 1 to 2 inches of the soil. Equipment should be operated at manufacturer's designed speed for incorporation to ensure adequate mixing and distribution of the herbicide treatment in the soil. Equipment design including any drag attachments must be adequate to avoid soil ridging which may result in streaked or reduced weed control. Equipment must be set to work the soil NO DEEPER THAN 4 INCHES. Soil conditions, including moisture content and crop residue levels, must be suitable to allow thorough and uniform mixing.

PREEMERGENCE SURFACE APPLICATION

This product and all labeled tank mixtures may be applied to the soil surface after planting and prior to either crop or weed emergence. Apply within 5 days of last preplant tillage. If weeds emerge after treatment, or if treatment is applied more than 5 days after last preplant tillage, rotary hoe or shallowly cultivate immediately to improve performance. Precipitation or overhead sprinkler irrigation is required after application to move the herbicide treatment into the weed germination zone. The amount of precipitation or overhead sprinkler irrigation required depends on existing soil mixture, soil type and percent organic matter content, but 1/4 to 3/4 inch is normally adequate. Performance is improved when moisture is received within 7 days after application and prior to weed emergence. High intensity or excessive rainfall or excessive irrigation after application may reduce control.

POSTEMERGENCE SURFACE APPLICATION

This product and certain tank mixtures may be applied postemergence until corn reaches 11 inches in height. Application must be made prior to the 2-leaf grass stage or in a tank mixture that controls emerged weeds. Read and follow all restrictions and directions on tank-mix product labels. Refer to the specific treatment intended in the "DIRECTIONS FOR USE" section of the label to determine if postemergence applications to corn are recommended and determine the proper weed and corn growth stage limitations. Precipitation or overhead sprinkler irrigation is required after application to move the herbicide treatment into the weed germination zone to control unemerged weeds. The amount of precipitation or irrigation required depends on existing soil moisture, soil type and percent organic matter content, but 1/4 to 3/4 inch is normally adequate. If weeds emerge after treatment, rotary hoe or shallowly cultivate to improve performance.

DO NOT apply postemergence to sweet corn.

DO NOT make postemergence surface applications using sprayable fluid fertilizer as the carrier because severe crop injury may occur.

CULTIVATION INFORMATION

Delay cultivation after application for as long as possible unless weeds or grasses emerge. Shallowly cultivate or rotary hoe immediately if weeds or grasses emerge. If cultivation is necessary because of soil crusting or compaction, set equipment shallow and minimize lateral soil movement to avoid dilution or displacement of the herbicide treatment. If a band application is used and weeds have emerged in the treated band, set cultivator to throw soil into the row covering the band.

WEEDS CONTROLLED

When applied as directed under conditions described, this product will CONTROL the following weeds:

ANNUAL GRASSES CONTROLLED:

Barnyardgrass

Echinochloa crus-galli

Crabgrass

Digitaria ischaemum or *Digitaria sanguinalis*

Cupgrass, woolly*

Eriochloa villosa

Foxtail, giant

Setaria faberi

Foxtail: green, robust purple, robust white

Setaria viridis

Foxtail, yellow

Setaria lutescens

Goosegrass

Eleusine indica

Oat, wild

Avena fatua

Panicum, browntop

Panicum fasciculatum

Panicum, fall

Panicum dichotomiflorum

Rice, red

Oryza sativa

Signalgrass, broadleaf

Brachiaria platyphylla

Sprangletop, red

Leptochloa filiformis

Wheat, volunteer

Triticum aestivum

Witchgrass

Panicum capillare

*Apply 2.7 quarts of this product per acre to control this weed. Control of this weed can be erratic especially under dry weather conditions. Control escaped weeds with cultivation or application of an appropriate EPA-registered postemergence herbicide.

ANNUAL BROADLEAVES CONTROLLED:

Beggarweed, Florida

Desmodium tortuosum

Carpetweed

Mollugo verticillata

Cocklebur*

Xanthium strumarium

Galinsoga

Galinsoga spp.

Groundcherry, annual

Physalis spp.

Groundcherry, cutleaf

Physalis angulata

Henbit

Lamium amplexicaule

Jimsonweed

Datura stramonium

Kochia**

Kochia scoparia

Lambsquarters

Chenopodium album

Morningglory, annual*

Ipomoea purpurea

Mustard

Brassica spp.

Nightshade, black

Solanum nigrum

Nightshade, hairy

Solanum sarrachoides

Pigweed; Carelessweed

Amaranthus spp.

Purslane

Portulaca oleracea

Pusley, Florida

Richardia scabra

Ragweed, common

Ambrosia artemisiifolia

Sida, prickly; Teaweed

Sida spinosa

Smartweed

Polygonum pensylvanicum or *Polygonum persicaria*

Velvetleaf; Buttonweed*

Abutilon theophrasti

Waterhemp

Amaranthus tuberculatus

*Use the higher rate in the rate range within each Application Rate table. Control of these weeds can be erratic especially under dry weather conditions. Control escaped weeds with cultivation or application of an appropriate EPA-registered postemergence herbicide.

**Triazine-resistant biotypes may require a post sequential application of a non-triazine herbicide for control.

SEDGE

Nutsedge, yellow*

Cyperus esculentus

*Preplant incorporate for control.

ANNUAL GRASS PARTIALLY CONTROLLED

When applied immediately after planting and within 5 days of last tillage, this product at a rate of 2.3 to 2.7 quarts per acre on a broadcast basis will reduce competition from the following HARD-TO-CONTROL weeds.

Johnsongrass, seedling

Sorghum halepense

Millet, proso

Panicum miliaceum

Panicum, Texas

Panicum texanum

Sandbur; Grassbur

Cenchrus incertus

Shattercane; Wild cane

Sorghum bicolor

ANNUAL BROADLEAVES PARTIALLY CONTROLLED

Ragweed, giant

Ambrosia trifida

Sicklepod

Cassia obtusifolia

Sunflower, common

Helianthus annuus

NOTE: For hard-to-control weeds, additional amounts of Salvus (EPA Reg. No. 83979-8, acetochlor) and/or atrazine may be added to provide improved control. For more consistent control of common cocklebur, annual morningglory or velvetleaf, additional atrazine may be applied so that the total atrazine rate is at least 1.5 quarts per acre on medium-textured soil with less than 3 percent organic matter, and 1.5 to 2 quarts on medium- and fine-textured soils with 3 percent or greater organic matter content. For more consistent control of woolly cupgrass additional Salvus herbicide may be applied so that the total acetochlor rate is 3.0 pounds per acre. The following table shows the amounts of Salvus herbicide and/or atrazine that can be added to specific treatment rates of this product.

Do not use more than 2.7 quarts (2.90 lb ai acetochlor and 1.15 lb ai atrazine) of this product per acre per calendar year.

APPLICATION RATES	PRODUCT ADDITION (Maximum Rate)	
	Salvus (EPA Reg. No. 83979-8) (pints)	Atrazine (quarts)
Acetochlor 4.3 + ATZ 1.7 (quarts)		
1.5	1.5	1.4
1.8	1.2	1.3
2.0	0.9	1.2

The maximum atrazine broadcast application rates for corn:

- If no atrazine was applied prior to corn emergence, apply a maximum of 2 pounds active ingredient per acre broadcast. If a postemergence treatment is required following an earlier herbicide application, the total atrazine applied may not exceed 2.5 pounds active ingredient per acre per calendar year.
- Apply a maximum of 2.0 pounds active ingredient per acre as a single preemergence application on soils that are not highly erodible or on highly erodible soils (as defined by the Natural Resources Conservation Service) if at least 30 percent of the soil is covered with plant residues, or
- Apply a maximum of 1.6 pounds active ingredient per acre as a single preemergence application on highly erodible soils (as defined by the Natural Resources Conservation Service) if less than 30 percent of the surface is covered with plant residues; or 2.0 pounds active ingredient per acre if only applied postemergence.

CONSERVATION OR MINIMUM TILLAGE SYSTEMS

NOTE: Each section of this label provides treatment rates for this product and tank mixtures including this product. Applications, which are not consistent with instructions in this label, may result in unsatisfactory weed control, injury to crops, persons or animals, or other unintended consequences. Refer to specific product labels for crop rotation restrictions and

cautionary statements of all products used in these tank mixtures, including precautions on soil pH sensitive varieties, minimum re-cropping interval and rotational guidelines.

Use the higher rates in the ranges of the Application Tables in areas of heavy weed infestation or where otherwise specified. If emerged weeds exist at planting, the application of a contact herbicide or tillage is recommended when possible to eliminate existing weeds. Do not apply when conditions favor drift.

Detailed information regarding "APPLICATION SYSTEMS" and "APPLICATION TIMINGS AND METHODS" should be carefully reviewed in conjunction with the information in this section. If the specific

information in this section differs from the "PRODUCT INFORMATION", the specific information should control.

The tankmix recommendations in the "CONVENTIONAL TILLAGE SYSTEMS" of this label may also be followed when using "CONSERVATION OR MINIMUM TILLAGE SYSTEMS". Follow all label precautions, directions and restrictions of tank-mix partners.

AT-PLANTING APPLICATIONS

When applied as directed under the conditions described, the recommended tank mixtures control many emerged annual weeds, suppress many emerged perennial weeds and give preemergence control of many annual grasses and weeds when corn will be planted directly into a cover crop, established sod or in previous crop residues. These tank mixtures will not control regrowth from perennial weeds.

Refer to specific product labels for crop rotation restrictions and precautionary statements of all products used in these tank mixtures. For mixing instructions, see the "MIXING AND SPRAYING INSTRUCTIONS" section of this label.

Additional Preemergence Control

Acetochlor 4.3 + ATZ 1.7 may be tank mixed with a Simazine brand herbicide or a Imazethapyr brand herbicide. Apply these tank mixtures with a Glyphosate agricultural herbicide or 2,4-D (amine or low volatile ester) in 10 to 20 gallons of water or 10 to 60 gallons of nitrogen solution per acre, or these tank mixtures with Paraquat brand herbicide in 20 to 60 gallons of water or clear liquid fertilizer per acre immediately before, during or after planting, but BEFORE CROP EMERGENCE. As density of stubble, crop residue or weeds increase, spray gallonage and rate should be increased within the use rate ranges to ensure complete coverage. In the absence of emerged vegetation, delete the Glyphosate agricultural herbicide, Paraquat brand herbicide or 2,4-D portion of these tank mixtures.

CONTROL OR SUPPRESSION OF EMERGED WEEDS

ATTENTION: AVOID DRIFT. EXTREME CARE MUST BE USED WHEN APPLYING THESE TANK MIXTURES TO PREVENT INJURY TO DESIRABLE PLANTS AND CROPS. Do not allow spray mist to drift since even minute quantities of spray can cause severe damage or destruction to nearby crops, plants or other areas on which treatment is not intended. Do not apply when winds are gusty or in excess of 5 miles per hour or when other conditions, including lesser wind velocities, will allow drift to occur.

When spraying, avoid combinations of pressure and nozzle type that will result in fine particles (mist) which are more likely to drift.

Glyphosate Agricultural Herbicides

Annual Weeds: Apply Glyphosate agricultural herbicides in these tank mixtures at the proper rate for the weed per the label instructions.

Perennial Weeds: At normal application rates in minimum tillage systems, perennial weeds may not be at the proper stage of growth for control. Use labeled rates of Glyphosate agricultural herbicides, in the above mixtures under these conditions provides top kill and reduces competition from many emerged perennial grasses and broadleaf weeds.

DO NOT USE THIS MIXTURE FOR BERMUDAGRASS OR JOHNSONGRASS CONTROL.

Ammonium Sulfate: The addition of ammonium sulfate in the spray solution may increase the performance of Glyphosate agricultural herbicide tank mixtures on emerged annual weeds under adverse growing conditions. When using ammonium sulfate, add 2 percent dry ammonium sulfate by weight or 17 pounds per 100 gallons of water. Ammonium sulfate should be added to the water in the spray tank and completely dissolved prior to adding the herbicide or surfactant. Do not mix ammonium sulfate in fluid fertilizer solutions. The equivalent rate of ammonium sulfate in a liquid formulation may also be used.

If ammonium sulfate is added directly to the spray tank, add slowly with agitation. Adding too quickly may clog outlet lines. Nozzle tip plugging may result from the use of low quality ammonium sulfate. To determine quality, perform a jar test by adding 1/3 cup of ammonium sulfate to 1 gallon of water and agitate for one minute. If undissolved sediment is observed, predissolve the ammonium sulfate in water and filter prior to adding to the spray tank.

Surfactants: Nonionic surfactants that are labeled for use with herbicides may be used with some Glyphosate agricultural herbicides check specific label for restrictions. Do not reduce rates of Glyphosate agricultural herbicides when adding surfactant. Use 0.5 percent surfactant concentration (2 quarts per 100 gallons of spray solution) when using surfactants that contain at least 50 percent active ingredient or a 1 percent surfactant concentration (4 quarts per 100 gallons of spray solution) for those surfactants containing less than 50 percent active ingredient. Read and carefully observe surfactant cautionary statements and other information appearing on the surfactant label.

Paraquat Brand Herbicides

When used as directed, Paraquat brand herbicides in a labeled tank mixture control many emerged annual weeds and suppresses many emerged perennial weeds.

Broadcast Treatment: Apply Paraquat brand herbicide in the recommended tank mixtures immediately before, during or after planting but **BEFORE CROP EMERGENCE**. Use the rates and timing of application listed in the specific product label. As density of stubble, crop residue or weeds increases, spray gallonage should be increased within the use rate range for complete coverage. Add a nonionic spreader surfactant (approved for use on crops) containing at least 75 percent surfactant active agent at 8 ounces per 100 gallons of diluted spray. **REFER TO THE SPECIFIC PARAQUAT BRAND HERBICIDE LABEL FOR ADDITIONAL PRECAUTIONARY STATEMENTS.**

2,4-D

When used as directed, 2,4-D in labeled tank mixtures controls many emerged annual and perennial broadleaf weeds. For emerged weeds controlled, see the "WEEDS CONTROLLED" section of the label for 2,4-D.

Broadcast Treatment: Apply 1 to 2 pints of 2,4-D (amine or low-volatile ester) in the recommended tank mixtures. Applications should be made 7 to 14 days before planting or 3 to 5 days after planting but **BEFORE CORN EMERGES**. As density of stubble, crop residue or weeds increase, spray gallonage should be increased within the use rate range for complete coverage.

DO NOT use 2,4-D on light, sandy soils, or where soil moisture is inadequate for normal weed growth. Observe all precautions and limitations on the 2,4-D label booklet.

EARLY PREPLANT APPLICATION

This product, when applied in a single application or split application will provide preemergence control or reduced competition of the annual grasses and broadleaf weeds listed in the "WEEDS CONTROLLED" section of this label. If emerged weeds are present at the time of treatment, a Glyphosate agricultural herbicide, Paraquat brand herbicide or 2,4-D should be added to this product according to the directions for use on their respective product labels. If unsatisfactory weed control occurs (due to excessively dry or excessively wet conditions) following the earlier application, a postemergence application of an appropriate labeled grass and/or broadleaf weed herbicide may be used. If a postemergence treatment includes the herbicide used early preplant, do not exceed the labeled rate for corn on a given soil texture. Observe all precautions and limitations on the labels for Acetochlor 4.3 + ATZ 1.7, Glyphosate agricultural herbicides, Paraquat brand herbicides, 2,4-D and other postemergence herbicides before use of these products.

DO NOT apply tank mixtures containing a Glyphosate agricultural herbicide, Paraquat brand herbicide or other contact herbicides by air.

This product, when applied in a single application or split application (alone or in a tank-mix combination with a Simazine brand herbicide) or as a sequential application to a Simazine brand herbicide in early preplant programs will provide preemergence control or reduced competition of the annual grasses and broadleaf weeds listed in the "WEEDS CONTROLLED" section of this label. If weeds are emerged at time of application, apply a labeled contact herbicide with this product. Observe the directions for use, precautions and restrictions on the label of the contact herbicide.

Acetochlor 4.3 + ATZ 1.7

Approved Application Systems: Ground, Broadcast Boom; Dry Fertilizer Impregnation

Approved Application Methods:

- **Single Application:** Application of this product should be made less than 30 days before planting but prior to weed emergence. On coarse-textured soils applications should not be made more than 2 weeks prior to planting.

- Split Application: Apply 60 percent of the full rate as a split application prior to weed emergence and no more than 45 days prior to planting and the remaining 40 percent at or immediately following planting but before crop emergence.

See the following table for broadcast rates per acre for single and split applications.

Application Rates

SOIL TEXTURAL GROUP	Broadcast Rate per Acre
	Acetochlor 4.3 + ATZ 1.7* (quarts)
Coarse	1.8
Medium	2.3
Fine	2.3

*In areas of heavy weed infestation use up to 2.7 quarts per acre on medium- and fine-textured soils.

In order to provide broad-spectrum weed control, both single and split applications of this product must be followed with a planned postemergence application of a labeled broadleaf and/or grass herbicide.

Observe the directions for use, precautions and restrictions on the label of the postemergence herbicide before use of these products.

If emerged weeds exist at planting, the application of a contact herbicide or tillage is recommended when possible to eliminate existing weeds.

Acetochlor 4.3 + ATZ 1.7 Following a Simazine brand herbicide

Sequential Application: Application of this product following a Simazine brand herbicide should be utilized for the control of fall panicum, crabgrass or broadleaf signalgrass. Apply 1 to 1.25 quarts per acre of a Simazine brand herbicide prior to weed emergence and no more than 45 days prior to planting. At or immediately following planting, but BEFORE CROP EMERGENCE, apply the indicated rate of this product.

Application Rates

SOIL TEXTURAL GROUP	Broadcast Rate per Acre
	Acetochlor 4.3 + ATZ 1.7* (quarts)
Coarse	1.5 – 1.8
Medium	1.8 – 2.3
Fine	1.8 – 2.3

*Use the higher rates in the use rate ranges in areas of heavy weed infestation.

NOTE: LAND TREATED WITH A SIMAZINE BRAND HERBICIDE SHOULD NOT BE PLANTED TO ANY CROP EXCEPT CORN FOR ONE YEAR FOLLOWING TREATMENT AS CROP INJURY MAY OCCUR. AFTER HARVEST OF TREATED CROP, PLOW AND THOROUGHLY TILL THE SOIL IN THE FALL OR SPRING TO MINIMIZE POSSIBLE INJURY TO SPRING SEEDED ROTATIONAL CROPS.

If emerged weeds exist at planting, the application of a contact herbicide or tillage is recommended when possible to eliminate existing weeds.

CONVENTIONAL TILLAGE

NOTE: Each section of this label provides treatment rates for this product and tank mixtures including this product. Applications that are not consistent with instructions in this label may result in unsatisfactory weed control, injury to crops, persons or animals, or other unintended consequences. Refer to specific product labels for crop rotation restrictions and cautionary statements of all products used in these tank mixtures, including precautions on soil pH sensitive varieties, minimum re-cropping interval and rotational guidelines.

Use the higher rates in the application rate ranges in areas of heavy weed infestation or where otherwise specified. If emerged weeds exist at planting, the application of a contact herbicide or tillage is recommended when possible to eliminate existing weeds. Do not apply when conditions favor drift.

Detailed information regarding “APPLICATION SYSTEMS” and “APPLICATION TIMING AND METHODS” should be carefully reviewed in conjunction with the information in this section. If the specific information in this section differs from the “PRODUCT INFORMATION”, the specific information should control.

ACETOCHLOR 4.3 + ATZ 1.7

Apply this product in water or sprayable fluid fertilizer solution for control of yellow nutsedge and the annual grasses and broadleaf weeds listed in the "WEEDS CONTROLLED" section of this label.

Approved Application Systems: Ground, Broadcast boom, banded; Dry Bulk Fertilizer Impregnation

Approved Application Methods:

- Preplant Incorporated; Preemergence Surface
- Postemergence Surface: Add up to 1 pint per acre of 2,4-D as a tank-mix partner to aid in control of existing weeds. Some leaf burn to corn may occur occasionally but subsequent growth or yield should not be affected. DO NOT make postemergence surface applications using sprayable fluid fertilizer as the carrier because severe crop injury may occur. Read and follow all labeled directions for use for 2,4-D.

Application Rates

SOIL TEXTURAL GROUP	Broadcast Rate per Acre
	Acetochlor 4.3 + ATZ 1.7* (quarts)
Coarse	1.8
Medium	1.8 – 2.3
Fine	2.0 – 2.3

*In areas of heavy weed infestation use up to 2.7 quarts per acre on medium- and fine-textured soils.

ACETOCHLOR 4.3 + ATZ 1.7 PLUS GLYPHOSATE AGRICULTURAL HERBICIDES ON CORN CONTAINING GLYPHOSATE TOLERANT TECHNOLOGY INCLUDING GLYPHOSATE TOLERANT CORN

This program may be used preemergence and postemergence to corn containing Glyphosate tolerant Technology including Glyphosate tolerant Corn from seedling emergence until the corn reaches 11 inches in height. Refer to the Glyphosate agricultural herbicide labels for specific weeds controlled postemergence.

AVOID DRIFT. EXTREME CARE MUST BE USED WHEN APPLYING THIS TANK-MIX TO PREVENT INJURY TO DESIRABLE PLANTS AND CROPS WHICH DO NOT CONTAIN A GLYPHOSATE TOLERANCE GENE.

Approved Application Systems: Ground, Broadcast boom

Approved Application Methods:

- Preemergence Surface
- Sequential Program: This product may be applied preemergence to corn containing Glyphosate tolerant Technology including Glyphosate tolerant Corn at the Glyphosate agricultural herbicide labeled rate in a planned preemergence followed by a Glyphosate agricultural herbicide postemergence sequential program.
- Postemergence Surface: This product may be applied postemergence to corn containing Glyphosate tolerant Technology including Glyphosate tolerant Corn from seedling emergence until the corn is 11 inches in height. The Glyphosate agricultural herbicide labels RATE for this product is 1.2 quarts per acre. Labeled use rates for this tank-mix using a Glyphosate agricultural herbicide are defined in the table below. This tank mix with a Glyphosate agricultural herbicide should be applied when weeds are 2 to 4 inches in height and before the weed height and/or density become competitive with the crop.

For difficult to control weeds such as fall panicum, barnyardgrass, crabgrass, shattercane, broadleaf signalgrass and Pennsylvania smartweed use the maximum labeled rates of Glyphosate agricultural herbicides.

GLYPHOSATE AGRICULTURAL HERBICIDE LABEL RATE – Acetochlor 4.3 + ATZ 1.7 at 1.2 Quarts per Acre**Application Rates**

SOIL TEXTURAL GROUP	Broadcast Rate per Acre	
	Acetochlor 4.3 + ATZ 1.7* (quarts)	+ GLYPHOSATE AGRICULTURAL HERBICIDE
Coarse	1.0 – 1.8	Per labeled rate
Medium	1.0 – 2.3	Per labeled rate
Fine	1.0 – 2.3	Per labeled rate

TANK MIXTURES

ACETOCHLOR 4.3 + ATZ 1.7 TANK-MIXTURES FOR PREEMERGENCE USE IN CORN

This product may be tank-mixed with the following products for preemergence use in corn. Ensure that the specific product being used in the tank mixture is registered for application preemergence «to corn. Read and follow label directions of all products in the tank mixture. The most restrictive; label directions apply.

[Insert active ingredient(s) or brand name of product(s) containing the following active ingredient(s) that, at the time of printing, are registered for use preemergence in corn:

2,4-D, atrazine, carfentrazone-ethyl, clopyralid, clopyralid + flumetsulam, dicamba, dicamba + atrazine, diflufenzopyr, flufenacet, flumetsulam, flumiclorac pentyl ester, glyphosate, isoxaflutole, linuron, mesotrione, metribuzin, metribuzin + flufenacet, pendimethalin, rimsulfuron]

ACETOCHLOR 4.3 + ATZ 1.7 TANK-MIXTURES FOR POSTEMERGENCE USE IN CORN

This product may be tank-mixed with the following products for postemergence use in corn. Ensure that the specific product being used in the tank mixture is registered for application postemergence (in-crop) to corn. Read and follow label directions of all products in the tank mixture. The most restrictive label directions apply.

[Insert active ingredient(s) or brand name of product(s) containing the following active ingredient(s) that, at the time of printing, are registered for use postemergence to corn:

2,4-D, atrazine, carfentrazone-ethyl, clopyralid, clopyralid + flumetsulam, dicamba, dicamba + atrazine, diflufenzopyr, flufenacet, flumetsulam, flumiclorac pentyl ester, glyphosate, isoxaflutole, linuron,. mesotrione, metribuzin, metribuzin + flufenacet, pendimethalin, rimsulfuron, topramezone]

CONDITIONS OF SALE, WARRANTY DISCLAIMER AND LIMITATION OF LIABILITY

ALBAUGH, LLC and the Seller offer this product subject to the following Conditions of Sale, Warranty Disclaimer and Limitation of Liability, and by purchasing and using this product, Buyer and Users accept such Conditions of Sale, Warranty Disclaimer and Limitation of Liability to the extent consistent with applicable law. No employee or agent of ALBAUGH, LLC or the Seller is authorized to modify the terms of these Conditions of Sale, Warranty Disclaimer and Limitation of Liability unless in writing and signed by a duly authorized representative of ALBAUGH, LLC.

The DIRECTIONS FOR USE of this product are believed to be reliable and should be followed carefully. However, it is impossible to eliminate all risks inherently associated with use of this product. Crop injury, ineffectiveness, or other unintended consequences may result because of such factors as weather conditions, presence of other materials, or the manner of use or application, all of which are beyond the control of ALBAUGH, LLC or the Seller. To the extent consistent with applicable law, all such risks shall be assumed by the Buyer. To the extent consistent with applicable law, WITHOUT LIMITATION, THE BUYER SHALL BE SOLELY RESPONSIBLE FOR ANY AND ALL LOSS OR DAMAGE WHICH RESULTS FROM THE USE OF THIS PRODUCT IN ANY MANNER WHICH IS INCONSISTENT WITH THE LABEL DIRECTIONS, WARNINGS OR CAUTIONS.

TO THE FULLEST EXTENT PERMITTED BY APPLICABLE LAW, ALBAUGH, LLC MAKES NO EXPRESS OR IMPLIED WARRANTY OF MERCHANTABILITY, FITNESS FOR ANY PARTICULAR PURPOSE, OR ANY OTHER EXPRESS OR IMPLIED WARRANTY THAT EXTENDS BEYOND THE STATEMENTS MADE ON THIS LABEL. BUYER'S EXCLUSIVE REMEDY AND MANUFACTURER'S AND SELLER'S EXCLUSIVE LIABILITY FOR ANY AND ALL CLAIMS, LOSSES, DAMAGES, OR INJURIES RESULTING FROM THE USE OF HANDLING OF THIS PRODUCT, WHETHER OR NOT BASED IN CONTRACT, NEGLIGENCE, STRICT LIABILITY IN TORT OR OTHERWISE, SHALL BE LIMITED, AT THE MANUFACTURER'S OPTION, TO REPLACEMENT OF OR THE REPAYMENT OF THE PURCHASE PRICE FOR THE QUANTITY OF PRODUCT WITH RESPECT TO WHICH DAMAGES ARE CLAIMED. When Buyer suffers losses or damages resulting from the use or handling of this product (including claims based on contract, negligence, strict liability, or other legal theories), Buyer must promptly notify Seller in writing of any claims to be eligible to receive either remedy stated above. IN NO CASE SHALL ALBAUGH, LLC OR THE SELLER BE LIABLE FOR INCIDENTAL, CONSEQUENTIAL, SPECIAL, OR INDIRECT DAMAGES RESULTING FROM THE USE OR HANDLING OF THIS PRODUCT.

[All other trademarks are the property of their respective owners.]



090524

{LABEL HISTORY}
{(Not included in final printed labeling)}

{

File Name	Version Mark	Comment
042750-00XXX.20230802.DRAFT	080223	Section 3 Draft Label
042750-00UNO.20240814.DRAFT	081424	(e) Label Revisions
042750-00UNO.20240822.DRAFT	082124	(e) Label Revisions
042750-00UNO.20240905.DRAFT	090524	(e) Label Revisions

}