

42750-271



12/8/2014

1/33

UNITED STATES ENVIRONMENTAL PROTECTION AGENCY
WASHINGTON, DC 20460

OFFICE OF CHEMICAL SAFETY
AND POLLUTION PREVENTION

December 8, 2014

Carolyn Miter
Registration Specialist
Albaugh, LLC
P.O. Box 2127
Valdosta, GA 31604

Subject: Label Notification per PRN 2007-4 – Adding Statement under Container Instructions in the Storage and Disposal Section.
Product Name: Dicamba 70% SG
EPA Registration Number: 42750-271
Application Date: November 6, 2014
Decision Number: 497864

Dear Ms. Miter:

The Agency is in receipt of your Application for Pesticide Notification under Pesticide Registration Notice (PRN) 2007-4 for the above referenced product. The Registration Division (RD) has conducted a review of this request for its applicability under PRN 2007-4 and finds that the action requested falls within the scope of PRN 2007-4.

The label submitted with the application has been stamped "Notification" and will be placed in our records.

If you have any questions, you may contact Karen Samek at (703) 347-8825 or via email at samek.karen@epa.gov.

Sincerely,

A handwritten signature in black ink, appearing to read "Kathryn Montague".

Kathryn Montague, Product Manager 23
Herbicide Branch
Registration Division (7505P)
Office of Pesticide Programs

AGRICULTURAL USE REQUIREMENTS

Use this product only in accordance with its labeling and with the Worker Protection Standard, 40 CFR part 170. This standard contains requirements for the protection of agricultural workers on farms, forests, nurseries, and greenhouses, and handlers of agricultural pesticides. It contains requirements for training, decontamination, notification, and emergency assistance. It also contains specific instructions and exceptions pertaining to the statements on this label about personal protective equipment (PPE) and restricted-entry interval. The requirements in this box only apply to uses of this product that are covered by the Worker Protection Standard.

DO NOT enter or allow worker entry into treated areas during the restricted-entry interval (REI) of 24 hours.

EXCEPTION: If the product is soil injected or soil incorporated, the Worker Protection Standard, under certain circumstances, allows workers to enter the treated area if there will be no contact with anything that has been treated.

PPE required for early entry to treated areas that is permitted under the Worker Protection Standard and that involves contact with anything that has been treated, such as plants, soil, or water is:

- Coveralls worn over short-sleeve shirt and short pants
- Chemical-resistant footwear plus socks
- Chemical-resistant gloves made of any waterproof material
- Chemical-resistant headgear for overhead exposure
- Protective eyewear

NONAGRICULTURAL USE REQUIREMENTS

The requirements in this box apply to uses of this product that are NOT within the scope of the Worker Protection Standard for agricultural pesticides (40 CFR Part 170). The WPS applies when this product is used to produce agricultural plants on farms, forests, nurseries, or greenhouses. DO NOT enter or allow others to enter until sprays have dried.


DIRECTIONS FOR USE

It is a violation of federal law to use this product in a manner inconsistent with its labeling.

DO NOT apply this product in a way that will contact workers or other persons, either directly or through drift. Only protected handlers may be in the area during application.

DO NOT apply this product through any type of irrigation system

Before applying DICAMBA 70% SG herbicide, read all directions and precautions appearing on the container label and in this booklet. Failure to follow all directions and precautions may result in unsatisfactory weed control, crop injury, or illegal residues.



Group 4 Herbicide

Mode of Action

DICAMBA 70% SG is readily absorbed by plants through shoot and root uptake, translocates throughout the plant's system, and accumulates in areas of active growth. DICAMBA 70% SG interferes with the plant's growth hormones (auxins) resulting in death of many broadleaf weeds.

Resistance Management

Although DICAMBA 70% SG has a low probability of selecting for resistant weed biotypes, tank mixes and rotation with herbicides possessing other modes of action are recommended to avoid weed resistance.

The following directions apply to all uses of DICAMBA 70% SG. Additional precautions and restrictions will be found in each specific use section, DO NOT treat irrigation ditches or water used for crop irrigation or domestic uses.

DO NOT apply this product through any type of irrigation system.

MIXING AND APPLICATION

UNLESS OTHERWISE SPECIFIED UNDER THE INDIVIDUAL USE HEADINGS OF THIS LABEL, THE FOLLOWING DIRECTIONS APPLY TO ALL CROP AND NONCROP USES OF DICAMBA 70% SG. REFER TO INDIVIDUAL USE SECTIONS FOR ADDITIONAL PRECAUTIONS, RESTRICTIONS, APPLICATION RATES AND TIMINGS.

DICAMBA 70% SG is a water dispersible formulation that can be applied using water or sprayable fluid fertilizer as the carrier. If a fluid fertilizer is to be used, a compatibility test (see COMPATIBILITY TEST) should be made prior to tank mixing.

Ground or aerial application equipment which will give good spray coverage of weed foliage should be used.

Avoid disturbing (e.g. cultivating or mowing) treated areas for at least 7 days following application.

PROCEDURE FOR CLEANING SPRAY EQUIPMENT

The steps listed below are suggested for thorough cleaning of spray equipment following applications of DICAMBA 70% SG or tank mixes of DICAMBA 70% SG.


Clean application equipment thoroughly by using a strong detergent or commercial sprayer cleaner, according to the manufacturer's directions, and then triple rinsing the equipment before and after applying this product.

Hose down thoroughly the inside as well as outside surfaces of equipment while filling the spray tank half full of water. Flush by operating sprayer until the system is purged of the rinse water.

Fill tank with water while adding 1 quart of household ammonia for every 25 gallons of water. Operate the pump to circulate the ammonia solution through the sprayer system for 15 to 20 minutes and discharge a small amount of the ammonia solution through the boom and nozzles. Let the solution stand for several hours, preferably overnight.

Flush the solution out of the spray tank through the boom.

Remove the nozzles and screens and flush the system with two full tanks of water.



The steps listed below are suggested for thorough cleaning of spray equipment used to apply DICAMBA 70% SG as a tank mix with wettable powders (WP) emulsifiable concentrates (EC), or other types of water-dispersible formulations. DICAMBA 70% SG tank mixes with water-dispersible formulations require the use of a water/detergent rinse.

Complete step 1.

Fill tank with water while adding 2 lbs of detergent for every 40 gallons of water. Operate the pump to circulate the detergent solution through the sprayer system for 5 to 10 minutes and discharge a small amount of the solution through the boom and nozzles. Let the solution stand for several hours, preferably overnight.

Flush the detergent solution out of the spray tank through the boom. Repeat step 1 and follow with steps 2, 3, and 4.

Weed List for Species Controlled or Suppressed by DICAMBA 70% SG herbicide, including ALS-resistant and Triazine-resistant Biotypes, when used according to label directions

ANNUALS

Alkanet
 Amaranth, Palmer, Powell, spiny
 Aster, slender
 Bedstraw, catchweed
 Beggarweed, Florida
 Broomweed, common
 Buckwheat, tartary, wild
 Buffalobur
 Burclover, California
 Burcucumber
 Buttercup, corn, creeping, roughseed, Western field
 Carpetweed
 Catchfly, nightflowering
 Chamomile, corn
 Chervil, Bur
 Chickweed, common
 Clovers
 Cockle, corn, cow, white
 Cocklebur, common
 Copperleaf, hophombeam
 Cornflower (Bachelor button)
 Croton, tropic, woolly
 Daisy, English
 Dragonhead, American
 Eveningprimrose, cutleaf
 Falseflax, smallseed
 Fleabane, annual
 Flixweed
 Fumitory

Goosefoot, nettleleaf
 Hempnettle
 Henbit
 Jacob's Ladder
 Jimsonweed
 Knawel (German Moss)
 Knotweed, prostrate
 Kochia
 Ladysthumb
 Lambsquarters, common
 Lettuce, miner's, prickly
 Mallow, common, Venice
 Maretail (horseweed)
 Mayweed
 Morningglory, ivyleaf, tall
 Mustard, black, blue, tansy, treacle, tumble, wild, yellowtops
 Nightshade, black, cutleaf
 Pennycress, field (fanweed), Frenchweed, stinkweed)
 Pepperweed, Virginia (pepper-grass)
 Pigweed, prostrate, redroot, (carelessweed), rough, smooth, tumble
 Pineappleweed
 Poorjoe
 Poppy, red-horned
 Puncturevine
 Purslane, common

Pusley, Florida
 Radish, wild
 Ragweed, common, giant (buffaloweed), lance-leaf
 Rocket, London, yellow
 Rubberweed, bitter (bitterweed)
 Salsify
 Senna, coffee
 Sesbania, hemp
 Shepherd's purse
 Sicklepod
 Sida, prickly (teaweed)
 Smartweed, green, Pennsylvania
 Sneezeweed, bitter
 Sowthistle, annual, spiny
 Spanish needles
 Spikeweed, common
 Spurge, prostrate, leafy
 Spurry, corn
 Starbur, bristly
 Starwort, little
 Sumpweed, rough
 Sunflower, common (wild), volunteer
 Thistle, Russian
 Velvetleaf
 Waterhemp
 Waterprimrose, winged
 Wormwood

BIENNIALS

Burdock, common

Carrot, wild (Queen Anne's lace)

Cockle, white
 Eveningprimrose, common

DICAMBA 70% SG herbicide can be applied to actively growing weeds as aerial, broadcast, band, or spot spray applications using water or sprayable fertilizer as a carrier. For DICAMBA 70% SG application rates for control or suppression by weed type and growth stage see Table 2. For crop-specific application timing and other details, refer to Crop-specific Information. To avoid uneven spray coverage, DICAMBA 70% SG must not be applied during periods of gusty wind or when wind is in excess of 15 mph. Avoid off-target movement. Use extreme care when applying DICAMBA 70% SG to prevent injury to desirable plants and shrubs.

DO NOT treat areas where either possible downward movement into the soil or surface washing may cause contact of DICAMBA 70% SG with the roots of desirable plants such as trees and shrubs.

To avoid injury to desirable plants, equipment used to apply DICAMBA 70% SG should be thoroughly cleaned (see PROCEDURE FOR CLEANING SPRAY EQUIPMENT) before reusing to apply any other chemicals.

All crop uses of DICAMBA 70% SG are intended for a normal growing interval between planting and harvest. No crop rotation restrictions exist if normal harvest of treated crop has occurred. If this interval is shortened, such as in cover crops that will be plowed under, DO NOT follow up with the planting of a sensitive crop.

Crops growing under stress conditions such as drought, poor fertility, or foliar damage due to hail, wind or insects, can exhibit various injury symptoms that may be more pronounced if herbicides are applied

Consult your local or state authorities for possible application restrictions and advice concerning these and other special local use situations. Tank mix directions are for use only in states where the tank mix product and application site are registered.

CULTIVATION

DO NOT cultivate within 7 days after applying DICAMBA 70% SG.

SENSITIVE CROP PRECAUTIONS

DICAMBA 70% SG may cause injury to desirable trees and plants, particularly beans, cotton, flowers, fruit trees, grapes, ornamentals, peas, potatoes, soybeans, sunflowers, tobacco, tomatoes, and other broadleaf plants when contacting their roots, stems, or foliage. These plants are most sensitive to DICAMBA 70% SG during their development or growing stage.

Directions to avoid herbicide drift:

- Do not make applications when spray particles may be carried by air currents to areas where sensitive crops and plants are growing. DO NOT spray near sensitive plants if wind is gusty or in excess of 5 mph and moving in the direction of adjacent sensitive crops. Leave an adequate buffer zone between area to be treated and only sensitive plants. Coarse sprays are less likely to drift out of the target area than fine sprays.
- Use coarse sprays (volume median diameter of 400 microns or more) to avoid potential herbicide drift. Select nozzles that are designed to produce minimal amounts of fine spray particles (less than 200 microns). Examples of nozzles designed to produce coarse sprays via ground applications are Delavan® Raindrops, Spraying Systems XR (excluding 110° tips) flat fans, Turbo Teejets®, Turbo Floodjets®, or large capacity flood nozzles such as D10, TK10, or greater capacity tips.
- Keep the spray pressure at or below 20 psi and the spray volume at or above 20 gallons per acre (for ground broadcast applications), unless otherwise required by the manufacturer of drift-reducing nozzles. Consult your spray nozzle supplier concerning the choice of drift-reducing nozzles.

- DO NOT apply DICAMBA 70% SG adjacent to sensitive crops when the temperature on the day of application is expected to exceed 85° F as drift is more likely to occur.
- Agriculturally approved drift-reducing additives may be used.

AERIAL APPLICATION METHODS AND EQUIPMENT

DO NOT USE AERIAL APPLICATION EQUIPMENT IF SPRAY PARTICLES CAN BE CARRIED BY WIND INTO AREAS WHERE SENSITIVE CROPS OR PLANTS ARE GROWING.

Use coarse sprays.

DICAMBA 70% SG herbicide must not be applied during periods of gusty wind or when wind is in excess of 15 mph as uneven spray coverage may occur.

Water Volume.

Use 1 to 10 gallons of water per acre (2 to 20 gallons of diluted spray per treated acre for preharvest uses). Use the higher spray volume when treating dense or tall vegetation.

Application Equipment.

Select nozzles designed to produce minimal amounts of fine spray particles. Make aerial applications at the lowest safe height to reduce exposing the spray to evaporation and wind. The applicator must follow the most restrictive use cautions to avoid drift hazards, including those found in this labeling, as well as state and local regulations and ordinances. DO NOT use aerial equipment if spray particles can be carried by the wind into areas where sensitive crops or plants are growing or when temperature inversions exist.

GROUND APPLICATION (BANDING)

$$\frac{\text{Bandwidth in inches}}{\text{Row width in inches}} \times \text{Broadcast RATE per treated acre} = \text{Band RATE per treated acre}$$

$$\frac{\text{Bandwidth in inches}}{\text{Row width in inches}} \times \text{Broadcast VOLUME per treated acre} = \text{Band VOLUME per treated acre}$$

GROUND APPLICATION (BROADCAST)

Water Volume.

Use 3 to 50 gallons of spray solution per broadcast acre for optimal performance. Use the higher spray volume when treating dense or tall vegetation.

Application Equipment.

Use coarse sprays. Select nozzles designed to produce minimal amounts of fine spray particles. Spray with nozzles as close to the weeds as is practical for good weed coverage.

DICAMBA 70% SG herbicide must not be applied during periods of gusty wind or when wind is in excess of 15 mph as uneven spray coverage may occur.

GROUND APPLICATION (WIPERS)

DICAMBA 70% SG herbicide may be applied through wiper application equipment to control or suppress actively growing broadleaf weeds, brush, and vines. Use a solution containing 90 ounces DICAMBA 70% SG per 1 gallon water. DO NOT contact desirable vegetation with herbicide solution. Wiper application may be made to crops (including pastures) and non-cropland areas described in this label with the exception of cotton, sorghum, and soybean.

Table 1.

DICAMBA 70% SG Application Rates for Control or Suppression by Weed Type and Growth Stage

Use rate limitations are given in Restrictions and Limitations and Crop-specific Information sections.

Weed Type and Stage	Rate Per Acre (ounces)	Weed Type and Stage	Rate Per Acre (ounces)
Annual ¹		Perennial	
Small, actively growing	6 to 12	Top growth suppression	6 to 12
Established weed growth	12 to 17	Top growth control and root suppression	12 to 24
		Noted perennials (footnote 1 in WEEDS LIST)	24
		Other perennials ³	24
Biennial		Woody Brush & Vines ⁴	
Rosette diameter 1" to 3"	6 to 12	Top growth suppression	11.5 to 24
Rosette diameter 3" or more	12 to 24	Top growth control ^{2,3}	24
Bolting	24	Stems and stem suppression ³	24
<p>1 Rates below 6 ounces per acre may provide control or suppression but should typically be applied with other herbicides that are effective on the same species and biotype.</p> <p>2 Species noted with footnote 2 in Table 1 will require tank mixes for adequate control.</p> <p>3 DO NOT broadcast apply more than 24 ounces per acre per application. Use the higher level of listed rate ranges when treating dense vegetative growth or perennial weeds with well established root growth.</p> <p>4 Retreatment or tank mixtures may be necessary for best control. However, DO NOT exceed a total of 48 ounces of DICAMBA 70% SG per acre per year.</p>			

ADDITIVES

To improve postemergence weed control, agriculturally approved surfactants, sprayable fertilizers (urea ammonium nitrate, or ammonium sulfate), or crop oil concentrate may be added, particularly in dry growing conditions. (Refer to Table 3. Additive Rate Per Acre.)

NITROGEN SOURCE

- Urea ammonium nitrate (UAN): Use 2 to 4 quarts of UAN (commonly referred to as 28%, 30%, or 32% nitrogen solution) per acre. DO NOT use brass or aluminum nozzles when spraying UAN.
- Ammonium sulfate (AMS): AMS at 2.5 pounds per acre may be substituted for UAN. Use high-quality AMS (spray grade) to avoid plugging of nozzles. Other sources of nitrogen are not as effective as those mentioned. Although does not recommend applying AMS, if applied in less than 10 gallons per acre because of potential problems with precipitation in reduced volumes. Use AMS only if it has been demonstrated to be successful in local experience.

NONIONIC SURFACTANT

The standard label recommendation is 1 pint of an 80% active nonionic spray surfactant per 100 gallons of water. For certain weeds, a higher spray surfactant rate is recommended.

OIL CONCENTRATE

A crop oil concentrate must contain either a petroleum or vegetable oil base and must meet all of the following criteria:

- be nonphytotoxic,
- contain only EPA-exempt ingredients,
- provide good mixing quality in the jar test, and
- be successful in local experience.

The exact composition of suitable products will vary; however, vegetable and petroleum oil concentrates should contain emulsifiers to provide good mixing quality. Highly refined vegetable oils have proven more satisfactory than unrefined vegetable oils.

For additional information, see Compatibility Test for Mix Components.

Adjuvants containing crop oil concentrates may be used in preplant, preemergence, and preharvest application, as well as in pastures and noncropland. DO NOT use crop oil concentrate for postemergence in-crop applications unless specifically allowed in Crop-specific Information section of this label.

Table 2. Additive Rate Per Acre

Additive	Rate Per Acre
Nonionic Surfactant	1 to 2 pints per 100 gallons
AMS	2.5 pounds
UAN Solution	2 to 4 quarts
Crop Oil Concentrate	1 quart*
*See manufacturer's label for specific rate recommendations.	

COMPATIBILITY TEST FOR MIX COMPONENTS

Before mixing components, always perform a compatibility jar test. For 20 gallons per acre spray volume, use 3.3 cups (800 ml) of water. For other spray volumes, adjust accordingly. Only use water from the intended source at the source temperature.

Add components in the sequence indicated in the Mixing Order using 2 teaspoons for each pound or 1 teaspoon for each pint of label rate per acre.

Always cap the jar and invert 10 cycles between component additions.

When the components have all been added to the jar, let the solution stand for 15 minutes. Evaluate the solution for uniformity and stability. The spray solution should not have free oil on the surface, nor fine particles that precipitate to the bottom, nor thick (clabbered) texture. If the spray solution is not compatible, repeat the compatibility test with the addition of a suitable compatibility agent. If the solution is then compatible, use the compatibility agent as directed on its label. If the solution is still incompatible, DO NOT mix the ingredients in the same tank.

MIXING ORDER

1. Water. Begin by agitating a thoroughly clean sprayer tank three-quarters full of clean water.
2. Agitation. Maintain constant agitation throughout mixing and application.
3. Inductor. If an inductor is used, rinse it thoroughly after each component has been added.

4. Products in PVA bags. Place any product contained in water-soluble PVA bags into the mixing tank. Wait until all water-soluble PVA bags have fully dissolved and the product is evenly mixed in the spray tank before continuing.
5. Water-dispersible products (dry flowables, wettable powders, suspension concentrates, or suspensions).
6. Water-soluble products (such as DICAMBA 70% SG herbicide),
7. Emulsifiable concentrates (such as oil concentrate when applicable).
8. Water-soluble additives (such as AMS or UAN when applicable).
9. Remaining quantity of water. Maintain constant agitation during application.

TANK MIXING INFORMATION

TANK MIX PARTNERS/COMPONENTS

The herbicide products listed may be applied with DICAMBA 70% SG according to the specific tank mixing instructions in this label and respective product labels. DICAMBA 70% SG may also be tank mixed with other suitable registered herbicides.

See section Crop-specific Information for more details. Read and follow the applicable Restrictions and Limitations and Directions For Use on all products involved in tank mixing. The most restrictive labeling applies to tank mixes. DICAMBA 70% SG may also be used in tank mixtures with foliar applied insecticides including synthetic pyrethroids such as Ambush®, Asana®, Pounce® and Warrior® or with the carbamate insecticide Furadan®. DO NOT apply DICAMBA 70% SG in tank mixtures with Lorsban® insecticide.

Physical incompatibility, reduced weed control, or crop injury may result from mixing DICAMBA 70% SG with other pesticides (fungicides, herbicides, insecticides, or miticides), additives, or fertilizers. Albaugh does not recommend using tank mixes other than those specifically listed on Albaugh labeling. Local agricultural authorities may be a source of information when using other than Albaugh recommended tank mixes.

<ul style="list-style-type: none"> • Accent® (nicosulfuron) • Acquire® (glyphosate) • Ally® (metsulfuron methyl) • Amber® (triasulfuron) • Asulox® (asulam) • Atrazine • Axiom™ (flufenacet + metribuzin) • Basagran® (bentazon) • Beacon® (primisulfuron-methyl) • Bicep II Magnum® (s-metolachlor + atrazine) • Bronate® (bromoxynil + MCPA) • Bronco® (alachlor + glyphosate) • Bucril® (bromoxynil) • Bullet® (alachlor + atrazine) • Canvas® (thifensulfuron + tribenuron + metsulfuron) • Caparol® (prometryn) • Crossbow® (2,4-D + triclopyr) • Curtail® (clopyralid + 2,4-D) • Cyclone® (paraquat) • Dakota® (fenoxaprop + MCPA) • Degree™ (acetochlor) • Degree Xtra™ (acetochlor + atrazine) 	<ul style="list-style-type: none"> • G-Max Lite™ (dimethenamid-P + atrazine) • Harmony® Extra (thifensulfuron + tribenuron-methyl) • Harness™ (acetochlor) • Harness® Xtra (acetochlor + atrazine) • Hornet® (flumetsalam + clopyralid) • Karmex® (diuron) • Kerb® (pronamide) • Laddok® S-12 (bentazon + atrazine) • Landmaster® BW (glyphosate + 2,4-D) • Lariat® (alachlor + atrazine) • Lasso® (alachlor) • Lexone® (metribuzin) • Liberty® (glufosinate) • Lightning® (imazethapyr + imazapyr) • Marksman® (dicamba + atrazine) • MCPA • Outlook™ (dimethenamid-P) • Paramount® (quinclorac) • Partner® (alachlor) • Peak® (prosulfuron) • Permit* (halosulfuron) • Princep® (simazine)
--	--

<ul style="list-style-type: none"> • DoublePlay® (acetochlor + EPTC) • Dual Magnum® (s-metolachlor) • Eradicane® (EPTC) • Evik® (ametryn) • Exceed® (primisulfuron + prosulfuron) • Express® (thifensulfuron + tribenuron-methyl) • Fallow Master® (glyphosate + dicamba) • Field Master™ (acetochlor + atrazine + glyphosate) • Finesse® (chlorsulfuron + metsulfuron-methyl) • FulTime™ (acetochlor + atrazine) • Garlon® (triclopyr) • Glean™ (chlorsulfuron) • Gramoxone® Extra (paraquat) • Guardsman® (dimethenamid + atrazine) 	<ul style="list-style-type: none"> • Prowl® (pendimethalin) • Prowl® H₂O (pendimethalin) • Python® (flumetsulam) • Ramrod® (propachlor) • Roundup Ultra® (glyphosate) • Roundup Ultra® RT (glyphosate) • Sencor® (metribuzin) • Spirit® (primisulfuron + prosulfuron) • Stinger® (clopyralid) • Surpass® (acetochlor) • Sutan®+ (butylate) • Tiller® (fenoxaprop ethyl + MCPA + 2,4-D) • TopNotch™ (acetochlor) • Tordon® 22K (picloram) • Touchdown® (sulfosate) • 2,4-D
---	--

RESTRICTIONS AND LIMITATIONS

- Maximum seasonal use rate: Refer to table for crop-specific maximum seasonal use rates.
- DO NOT exceed 48 ounces of DICAMBA 70% SG herbicide (2 lbs acid equivalent) per acre per year.
- Preharvest Interval (PHI): Refer to Crop-specific Information for preharvest intervals.
- Restricted-Entry Interval (REI): 24 hours

CROP ROTATIONAL RESTRICTIONS

The interval between application and planting rotational crop is given below. Always exclude counting days when the ground is frozen. Planting at intervals less than specified below may result in crop injury. Moisture is essential for the degradation of this herbicide in soil. If dry weather prevails, use cultivation to allow herbicide contact with moist soil.

- Planting/replanting restrictions for DICAMBA 70% SG applications of 17 ounces per acre or less. No rotational cropping restrictions apply at 120 days or more following application. Additionally, for annual crop uses in this label including corn, cotton, sorghum, and soybean, follow the preplant use directions in Crop-specific Information. For barley, oat, wheat, and other grass seedings, the interval between application and planting is 15 days per 6 ounces per acre applied east of the Mississippi River and 22 days per 6 ounces per acre west of the Mississippi River.
- Planting/replanting restrictions for applications of more than 17 ounces and up to 48 ounces of DICAMBA 70% SG per acre. Corn, sorghum, cotton (east of the Rocky Mountains) and all other crops grown in areas with 30" or more of annual rainfall may be planted 120 days or more after application. Barley, oat, wheat, and other grass seedings, may be planted if the interval from application to planting is 30 days per 12 ounces per acre east of the Mississippi River and 45 days per 12 ounces per acre west of the Mississippi River. For all other crops in areas with less than 30" of annual rainfall, the interval between application and planting is 180 days or more.
- Rainfast period. Rainfall or irrigation occurring within 4 hours after postemergence applications may reduce the effectiveness of DICAMBA 70% SG.
- Stress. DO NOT apply to crops under stress due to lack of moisture, hail damage, flooding, herbicide injury, mechanical injury, insects, or widely fluctuating temperatures as injury may result.
- DO NOT apply through any type of irrigation equipment.
- DO NOT treat irrigation ditches or water used for crop irrigation or domestic purposes.

Table 3. Crop-specific Maximum Use Rates¹

Crop	Maximum Rate per Acre per Application (fl. oz.)	Maximum In-Crop Rate per Acre per Season (fl oz)
Asparagus	12	12
Barley,		
Fall	6	8.5
Spring	6	8
Corn	12	17
Cotton	6	6
Fallow Ground	24	24
Grass grown for seed	24	48
Proso Millet	3	3
Pastureland	24	24
Conservation Reserve Program (CRP)	24	48
Oats	3	3
Sorghum	6	12
Soybeans	24	48
Sugarcane	24	48
Turf	24	24
Triticale	3	3
Wheat	6	12

¹Refer to Crop-specific Information section for more details.

CROP-SPECIFIC INFORMATION

ASPARAGUS

Apply DICAMBA 70% SG herbicide to emerged and actively growing weeds in 40 to 60 gallons of diluted spray per treated acre immediately after cutting the field, but at least 24 hours before the next cutting. Multiple applications may be made per growing season.

If spray contacts emerged spears, crooking (twisting) of some spears may result. If such crooking occurs, discard affected spears.

Rates:

Apply 6 to 12 ounces of DICAMBA 70% SG to control annual sowthistle, black mustard, Canada and Russian thistle, and redroot pigweed, (carelessweed).

Apply 12 ounces of DICAMBA 70% SG to control common chick-weed, field bindweed, nettleleaf goosefoot, and wild radish.

Multiple applications may be made per growing season. DO NOT exceed a total of 12 ounces of DICAMBA 70% SG per treated acre, per crop year.

DO NOT harvest prior to 24 hours after treatment.

DO NOT use in the Coachella Valley of California.

ASPARAGUS TANK MIXES

CORN
(Field, Pop, Seed, and Silage)

Direct contact of DICAMBA 70% SG with corn seed must be avoided. If corn seeds are less than 1.5" below the soil surface, delay application until corn has emerged.

Applications of DICAMBA 70% SG to corn during periods of rapid growth may result in temporary leaning. Corn will usually become erect within 3 to 7 days. Cultivation should be delayed until after corn is growing normally to avoid breakage.

Corn may be harvested or grazed for feed once the crop has reached the ensilage (milk) stage or later in maturity.

Up to 2 applications of DICAMBA 70% SG may be made during a growing season. Sequential applications must be separated by 2 weeks or more. DO NOT exceed a total of 17 ounces of DICAMBA 70% SG per acre per crop year.

DO NOT apply DICAMBA 70% SG to seed corn or popcorn without first verifying with your local seed corn company (supplier) the selectivity of DICAMBA 70% SG on your inbred line or variety of popcorn. This precaution will help avoid potential injury of sensitive varieties.

Avoid using crop oil concentrates after crop emergence as crop injury may result. Use of crop oil concentrates is recommended only in dry conditions when corn is less than 5" tall and when applying DICAMBA 70% SG herbicide alone or tank mixed with atrazine.

Use of sprayable fluid fertilizer as the carrier is not recommended for applications of DICAMBA 70% SG made after corn emergence.

DICAMBA 70% SG is not registered for use on sweet corn.

PREPLANT AND PREEMERGENCE APPLICATION IN NO TILLAGE CORN

Rates: Apply 12 ounces of DICAMBA 70% SG per acre on medium- or fine-textured soils containing 2.5% or greater organic matter. Use 6 ounces of DICAMBA 70% SG per acre on coarse soils (sand, loamy sand, and sandy loam) or medium- and fine-textured soils with less than 2.5% organic matter.

Timing: DICAMBA 70% SG can be applied to emerged weeds before, during, or after planting a corn crop. When planting into a legume sod (e.g. alfalfa or clover), apply DICAMBA 70% SG after 4" to 6" of regrowth has occurred.

PREEMERGENCE APPLICATION IN CONVENTIONAL OR REDUCED TILLAGE CORN

Rates: Apply 12 ounces of DICAMBA 70% SG per treated acre to medium- or fine-textured soils that contain 2.5% organic matter or more. DO NOT apply to coarse-textured soils (sand, loamy sand, or sandy loam) or any soil with less than 2.5% organic matter until after corn emergence (see Early Postemergence uses below).

Timing: DICAMBA 70% SG may be applied after planting and prior to corn emergence. Preemergence application of DICAMBA 70% SG does not require mechanical incorporation to become active. A shallow mechanical incorporation is recommended if the application is not followed by adequate rainfall or sprinkler irrigation. Avoid tillage equipment (e.g. drags, harrows) that concentrate treated soil over seed furrow, as seed damage could result.

Preemergence control of cocklebur, jimsonweed, and velvetleaf may be reduced if conditions such as low temperature or lack of soil moisture cause delayed or deep germination of weeds.

EARLY POSTEMERGENCE APPLICATION IN ALL TILLAGE SYSTEMS

Rates: Apply 12 ounces of DICAMBA 70% SG per treated acre. Reduce the rate to 6 ounces of DICAMBA 70% SG per treated acre for corn grown on coarse-textured soils (sand, loamy sand, and sandy loam).

Timing: Apply between corn emergence and the 5-leaf stage or 8" tall, whichever occurs first. Refer to Late Postemergence Application if the sixth true leaf is emerging from whorl or the corn is greater than 8" tall.

LATE POSTEMERGENCE APPLICATION

Rate: Apply 6 ounces of DICAMBA 70% SG per treated acre.

Timing: Apply DICAMBA 70% SG from 8" to 36" tall corn or 15 days before tassel emergence, whichever comes first. For best performance, apply when weeds are less than 3" tall.

Apply directed spray when corn leaves prevent proper spray coverage, sensitive crops are growing nearby, or tank mixing with 2,4-D.

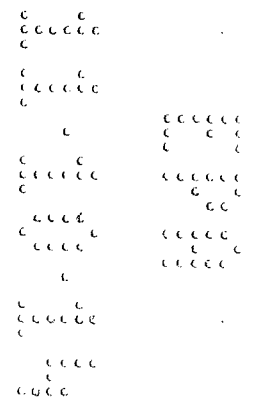
DO NOT apply DICAMBA 70% SG when soybeans are growing nearby if any of these conditions exist:

- corn is more than 24" tall
- soybean are more than 10" tall
- soybean have begun to bloom

CORN TANK MIXES OR SEQUENTIAL USES

When using tank mix or sequential applications with DICAMBA 70% SG, always follow the companion product label to determine specific use rates by soil types, weed species, and weed or crop growth stage. In addition, follow precautions and restrictions including state and local use restrictions that may apply to specific products.

Apply DICAMBA 70% SG prior to, in tank mix with, or after other suitable registered herbicides, including one or more of the following herbicides.



<ul style="list-style-type: none"> • Accent®¹ • Acquire® • Atrazine • Axiom™ • Banvel®¹ • Beacon®¹ • Bicep® • Bullet® • Clarity®¹ • Degree™ • Degree Xtra™ • DoublePlay®² • Dual Magnum™ • Dual II Magnum® • Eradicane® • Exceed®¹ • Field Master® • FulTime® • Gramoxone® Extra • Guardsman® Max • G-Max Lite™ • Harness® 	<ul style="list-style-type: none"> • Harness® Xtra • Hornet™¹ • Laddok® S-12 • Lasso® • Liberty®³ • Lightning®⁵ • Marksman®¹ • Outlook® • Permit®¹ • Princep® • Prowl® • Python™ • Roundup Ultra®⁴ • Roundup Ultra® RT • Spirit™¹ • Stinger®¹ • Surpass® • Sutan® +² • TopNotch™ • Touchdown® • 2,4-D¹
<p>¹ See Table 4. Specific Guidelines for Tank Mixes or Sequential Use Programs for additional limitations or restrictions that apply for tank mix or sequential use programs with these products.</p> <p>² Sequential use only.</p> <p>³ Use only on Liberty Link® (glufosinate tolerant) corn hybrids.</p> <p>⁴ Includes postemergence use on Roundup Ready® (glyphosate tolerant) corn hybrids.</p> <p>⁵ Use only Clearfield® (imidazolinone tolerant) corn hybrids.</p>	

Table 4. Specific Guidelines for Tank Mixes or Sequential Use Programs

Tank Mix Partner	Rate Per Acre
Accent® or Beacon®	When tank mixing, applications immediately following extreme day or night temperature fluctuations or applications when daytime temperatures DO NOT exceed 50° F may result in decreased weed control or crop injury. Delay application until the temperatures warm and both weeds and crop resume normal growth.
2,4-D	To provide maximum crop safety after corn emergence, use this tank mix only after corn is greater than 8" tall and when application can be made with drop pipes that direct spray beneath corn leaves and away from the whorl of the corn. The maximum rate of 2,4-D in this tank mix is 0.25 pints per acre (0.125 pounds of acid equivalent per acre).
Banvel®, Clarity® or Marksman® herbicide	Tank mixes with these products that contain dicamba must not exceed a total combined rate of 0.50 pounds of dicamba acid equivalent per acre (0.25 pound on coarse-textured soils or on any soil when corn is greater than 8" tall). Sequential applications of these products must be separated by a minimum of 2 weeks (unless the combined rate is less than 0.5 pounds of dicamba acid equivalent and corn is 8" tall or less) and must not exceed a combined total of 0.75 pounds dicamba acid equivalent per acre for in-crop use.
Exceed®, Spirit™, Stinger®, Hornet™, or Permit®	For improved control of velvetleaf, tank mix 0.25 to 0.5 ounce of Exceed, 0.5 ounce of Spirit, or 0.17 to 0.33 ounce Permit per acre with DICAMBA 70% SG herbicide. For improved control of Canada thistle, Stinger at 1.5 to 3 fluid ounces per acre or Hornet at 0.6 to 1.2 ounces per acre may be tank mixed with DICAMBA 70% SG. Use the higher rate in the range for heavier infestations of these weeds.

COTTON

PREPLANT APPLICATION

Apply up to 6 ounces of DICAMBA 70% SG per acre to control emerged broadleaf weeds prior to planting cotton in conventional or conservation tillage systems. For best performance, apply DICAMBA 70% SG when weeds are in the 2 to 4 leaf stage and rosettes are less than 2" across. Following application of DICAMBA 70% SG and a minimum accumulation of 1" of rainfall or overhead irrigation, a waiting interval of 21 days is required per 6 ounces per acre or less. These intervals must be observed prior to planting cotton.

DO NOT apply preplant to cotton west of the Rockies.

DO NOT make DICAMBA 70% SG preplant applications to cotton in geographic areas with average annual rainfall less than 25".

If applying a spring preplant treatment following application of a fall preplant (postharvest) treatment, then the combination of both treatments must not exceed 48 ounces per acre.

COTTON TANK MIXES

For control of grasses or additional broadleaf weeds, DICAMBA 70% SG may be tank mixed with Bladex®, Caparol®, Gramoxone® Extra, and Roundup Ultra® RT herbicides.

GRASS GROWN FOR SEED

Apply 6 to 12 ounces of DICAMBA 70% SG per treated acre on seedling grass after the crop reaches the 3 to 5 leaf stage. Apply up to 24 ounces of DICAMBA 70% SG on well-established perennial grass. For best performance, apply DICAMBA 70% SG when weeds are in the 2 to 4 leaf stage and rosettes are less than 2" across. Use the higher level of listed rate ranges when treating more mature weeds or dense vegetative growth.

To suppress annual grasses such as brome (downy and ripgut), rattail fescue, and windgrass, apply up to 24 ounces of DICAMBA 70% SG per treated acre in the fall or late summer after harvest and burning of established grass seed crops. Applications should be made immediately following the first irrigation when the soil is moist and before weeds have more than 2 leaves.

DO NOT apply DICAMBA 70% SG after the grass seed crop begins to joint.

Refer to the Pasture, Hay, Rangeland, and Farmstead section for grazing and feeding restrictions.

GRASS SEED TANK MIXES

DICAMBA 70% SG herbicide may be applied in tank mixes with one or more of the following herbicides.

• Buctril®	• MCPA amine
• Curtail®	• Sencor®
• Express®	• Stinger®
• Karmex®	• 2,4-D amine or ester

Refer to the Pasture, Hay, Rangeland, and Farmstead section for grazing and feeding restrictions.

PROSO MILLET

For use only within Colorado, Nebraska, North Dakota, South Dakota, and Wyoming.

DICAMBA 70% SG combined with 2,4-D will provide control or suppression of the annual broadleaf weeds listed in WEEDS TABLE.

Apply 3 ounces of DICAMBA 70% SG with 0.375 pounds ai of 2,4-D. Apply the tank mix of Clarity® herbicide + 2,4-D as a broadcast or spot treatment to emerged and actively growing weeds and when proso millet is in the 2 to 5 leaf stage. Use directions for 2,4-D products vary with manufacturers. Refer to a 2,4-D product with labeling consistent with the crop stage timing for Clarity. Some types of proso millet may be affected adversely by a tank mix of Clarity + 2,4-D.

DO NOT apply unless possible proso millet crop injury will be acceptable.

Restrictions for proso millet that is grazed or cut for hay are indicated in Table 5. Timing Restrictions for Lactating Dairy Animals Following Treatment in Pasture, Hay, Rangeland, and Farmstead section of this label.

PASTURE, HAY, RANGELAND, AND FARMSTEAD (NONCROPLAND)

DICAMBA 70% SG may be used on pasture, hay, rangeland, and farmstead (non-cropland) (including fencerows and non-irrigation ditchbanks) for control or suppression of broadleaf weed and brush species listed in WEEDS TABLE

DICAMBA 70% SG may also be applied to non-cropland areas to control broadleaf weeds in noxious weed control programs, districts, or areas including broadcast or spot treatment of roadsides and highways, utilities, railroad, and pipeline rights-of-way. Noxious weeds must be recognized at the state level, but programs may be administered at state, county, or other level.

DICAMBA 70% SG uses described in this section also pertain to small grains (forage sorghum, rye, sudangrass, or wheat) grown for pasture use only.

Some perennial weeds may be controlled with lower rates of either DICAMBA 70% SG or DICAMBA 70% SG plus 2,4-D (refer to Table 1).

RATES AND TIMINGS

Refer to Table 1 for rate selection based on targeted weed or brush species. Some weed species will require tank mixes for adequate control.

DO NOT broadcast apply more than 24 ounces per acre.

Retreatments may be made as needed; however, DO NOT exceed a total of 24 ounces of DICAMBA 70% SG per treated acre during a growing season.

CROP-SPECIFIC RESTRICTIONS AND LIMITATIONS

DO NOT apply more than 12 ounces of DICAMBA 70% SG per acre to small grains grown for pasture.

Newly seeded areas may be severely injured if more than 12 ounces of DICAMBA 70% SG is applied per acre.

Established grass crops growing under stress can exhibit various injury symptoms that may be more pronounced if herbicides are applied. Bentgrass, carpetgrass, buffalo-grass, and St. Augustinegrass may be injured if more than 12 ounces of DICAMBA 70% SG is applied per acre. Usually colonial bentgrasses are more tolerant than creeping types. Velvetgrasses are most easily injured. Treatments will kill or injure alfalfa, clovers, lespedeza, wild winter peas, vetch, and other legumes.

There are no grazing restrictions for animals other than lactating dairy animals. Table 5. lists the timing restrictions for grazing or harvesting hay from treated fields.

Table 5 Timing Restrictions for Lactating Dairy Animals Following Treatment

DICAMBA 70% SG herbicide Rate per Treated Acre	Days Before Grazing	Days Before Hay Harvest
Up to 12 ounces	7 days	37 days
Up to 24 ounces	21 days	51 days
Up to 48 ounces	40 days	70 days

DICAMBA 70% SG can be applied using water, oil in water emulsions including invert systems, or sprayable fluid fertilizer as a carrier (refer to the Compatibility Test for Mix Components).

To prepare oil in water emulsions, half-fill spray tank with water, then add the appropriate amount of emulsifier. With continuous agitation, slowly add the herbicide and then the oil (such as diesel oil or fuel oil) or a premix of oil plus additional emulsifier to spray tank. Complete filling of spray tank with water. Maintain vigorous agitation during spray operation to prevent oil and water from forming separate layers. DICAMBA 70% SG may be applied broadcast using either ground or aerial application equipment.

Aerial Application

- Spray Volume. Use 2 to 40 gallons of diluted spray per treated acre in a water-based carrier.

Ground Application

- Spray Volume. Use 3 to 600 gallons of diluted spray per treated acre. The volume of spray applied will depend on the height, density, and type of weeds or brush being treated and on the type of equipment being used.
- Spot Treatments. DICAMBA 70% SG herbicide may be applied to individual clumps or small areas of undesirable vegetation using handgun or similar types of application equipment. Apply diluted sprays to allow complete wetting (up to runoff) of foliage and stems.

CUT SURFACE TREATMENTS

DICAMBA 70% SG may be applied as a cut surface treatment for control of unwanted trees and prevention of sprouts of cut trees.

Rate: Mix 30 to 90 ounces DICAMBA 70% SG with 1 gallon water to create the application solution. Use the lower dilution rate when treating difficult-to-control species.

- For Frill or Girdle Treatments: Make a continuous cut or a series of overlapping cuts using an axe to girdle tree trunk. Spray or paint the cut surface with the solution.
- For Stump Treatments: Spray or paint freshly cut surface with the water mix. The area adjacent to the bark should be thoroughly wet.

NOTE: For more rapid foliar effects, 2,4-D may be added to the solution.

APPLICATIONS FOR CONTROL OF DORMANT MULTIFLORA ROSE

DICAMBA 70% SG can be applied when plants are dormant as a spot treatment to the soil or as a Lo-Oil basal bark treatment using an oil-water emulsion solution.

- Spot treatments. Spot treatment applications of DICAMBA 70% SG should be applied directly to the soil as close as possible to the root crown but within 6" to 8" of the crown. On sloping terrain, apply DICAMBA 70% SG to the uphill side of the crown. DO NOT apply when snow or water prevents applying DICAMBA 70% SG directly to the soil. The use rate of DICAMBA 70% SG depends on the canopy diameter of the multiflora rose.

Examples: Use 0.18, 0.72, or 1.7 ounces of DICAMBA 70% SG respectively, for 5, 10, or 15 feet canopy diameters.

- Lo-Oil basal bark treatments. For Lo-Oil basal bark treatments, apply DICAMBA 70% SG to the basal stem region from the ground line to a height of 12" to 18". Spray until runoff, with special emphasis on covering the root crown. For best results, apply DICAMBA 70% SG when plants are dormant. DO NOT apply after bud break or when plants are showing signs of active growth. DO NOT apply when snow or water prevents applying DICAMBA 70% SG to the ground line.

To prepare approximately 2 gallons of a Lo-Oil spray solution:

1. Combine 1.5 gallons of water, 1 ounce of emulsifier, 12 ounces of DICAMBA 70% SG, and 2.5 pints of No. 2 diesel fuel.
2. Adjust the amounts of materials used proportionately to the amount of final spray solution desired.

DO NOT exceed 8 gallons of spray solution mix applied per acre, per year.

PASTURE TANK MIXES

DICAMBA 70% SG may be applied in tank mixes with other suitable registered herbicides, including one or more of the following herbicides.

<ul style="list-style-type: none"> • Acquire® • Ally® • Amber® • Crossbow® • Curtail® • Garlon® 	<ul style="list-style-type: none"> • Gramoxone® Extra • Roundup Ultra® RT • Stinger® • Tordon® 22K • 2,4-D
---	---

CONSERVATION RESERVE PROGRAM (CRP)

DICAMBA 70% SG may be used on both newly seeded and established grasses grown in Conservation Reserve or federal Set-Aside Programs. Treatments of DICAMBA 70% SG will injure or may kill alfalfa, clovers, lespedeza, wild winter peas, vetch, and other legumes.

NEWLY SEEDED AREAS

DICAMBA 70% SG may be applied either preplant or postemergence to newly seeded grasses or small grains such as barley, oats, rye, sudangrass, wheat, or other grain species grown as a cover crop. Postemergence applications may be made after seedling grasses exceed the 3-leaf stage. Rates of DICAMBA 70% SG greater than 12 ounces per treated acre may severely injure newly seeded grasses.

Preplant applications may injure new seedlings if the interval between application and grass planting is less than 45 days per 12 ounces of DICAMBA 70% SG applied per treated acre west of the Mississippi River or 20 days per 12 ounces applied east of the Mississippi River.

ESTABLISHED GRASS STANDS

Established grass stands are perennial grasses planted one or more seasons prior to treatment. Certain species (bentgrass, carpetgrass, smooth brome, buffalograss, or St. Augustine grass) may be injured when treated with more than 12 ounces of DICAMBA 70% SG per treated acre. When applied at specified rates, DICAMBA 70% SG will control many annual and biennial weeds and provide control or suppression of many perennial weeds.

Rates and Timings: Apply 3 to 24 ounces of DICAMBA 70% SG herbicide per acre. Refer to Table 2. for rates based on target weed species. DICAMBA 70% SG may be tank mixed or applied sequentially with other products labeled for use in Conservation Reserve Programs such as atrazine, Cyclone®, glyphosate (Acquire®, Roundup Ultra®), Gramoxone® Extra, Touchdown®, or 2,4-D.

Retreatments may be made as needed; however, DO NOT exceed a total of 48 ounces of DICAMBA 70% SG per acre.

SMALL GRAINS: Not underseeded to legumes
(fall- and spring-seeded barley, oat, triticale and wheat)

DICAMBA 70% SG combinations with listed tank mix partners will provide control or suppression of the annual broadleaf weeds listed in Table 1. For improved control of listed weeds, tank mix DICAMBA 70% SG with one or more of the herbicides listed. DICAMBA 70% SG used in a tank mix with other herbicides offers the best spectrum of weed control and herbicide tolerant or resistant weed management. Refer to the specific section crop for DICAMBA 70% SG application rate and timing.

For applications prior to weed emergence or when sulfonylurea-resistant weeds are present or suspected, tank mix a minimum of 2 ounces of DICAMBA 70% SG per treated acre with a non-sulfonylurea herbicide such as 2,4-D or MCPA. Tank mixing DICAMBA 70% SG with these products will offer more consistent control of sulfonylurea-resistant weeds.

Additives:

When tank mixing DICAMBA 70% SG with sulfonylurea herbicides (such as Ally®, Amber®, Canvas®, Express®, Finesse®, Glean®, Harmony® Extra, and Peak®), use 1 to 4 pints of an agriculturally approved surfactant (containing at least 80% active ingredient) per 100 gallons of spray or not more than 0.25 to 0.5% by volume. Use the highest rate of surfactant when using the lower rate ranges of the tank mix or when treating more mature and difficult to control weeds or dense vegetative growth.

Refer to the specific crop sections below for use rates. When treating difficult to control weeds such as kochia, wild buckwheat, cow cockle, prostrate knotweed, Russian thistle, and prickly lettuce or when dense vegetative growth occurs, use the 2 to 3 ounces of DICAMBA 70% SG per acre.

Timings:

Apply DICAMBA 70% SG before, during, or after planting small grains. See specific small grain crop uses below for maximum crop stage. For best performance, apply DICAMBA 70% SG when weeds are in the 2 to 3 leaf stage and rosettes are less than 2" across. Applying DICAMBA 70% SG to small grains during periods of rapid growth may result in crop leaning. This condition is temporary and will not reduce crop yields.

Applications to small grains may be made with aerial applications with 1 gallon of water or more per acre. Where dense foliage is present, 2 to 3 gallons of water per acre should be used.

Restrictions for small grain areas that are grazed or cut for hay are indicated in Table 6. in Pasture, Hay, Rangeland, and Farmstead section of this label.

SMALL GRAINS:
Barley (fall- and spring-seeded)

EARLY SEASON APPLICATIONS

Apply 1.5 to 3 ounces of DICAMBA 70% SG to fall-seeded barley prior to the jointing stage. Apply 1.5 to 2 ounces of DICAMBA 70% SG before spring-seeded barley exceeds the 4-leaf stage.

NOTE: For spring barley varieties that are seeded during the winter months or later, follow the rates and timings given for spring-seeded barley.

DO NOT tank mix DICAMBA 70% SG with 2,4-D in early season applications on spring-seeded barley.

PREHARVEST APPLICATIONS

DICAMBA 70% SG can be used to control weeds that may interfere with harvest of fall- and spring-seeded barley. Apply 6 ounces of DICAMBA 70% SG per acre as a broadcast or spot treatment to annual broadleaf weeds when barley is in the hard dough stage and the green color is gone from the nodes (joints) of the stem. Best results will be obtained if application can be made when weeds are actively growing, but before weeds canopy.

A waiting interval of 7 days is required before harvest.

DO NOT use preharvest-treated barley for seed unless a germination test is performed on the seed with an acceptable result of 95% germination or better.

For control of additional broadleaf weeds or grasses, DICAMBA 70% SG may be tank mixed with other herbicides, such as 2,4-D, that are labeled for preharvest uses in barley.

DO NOT make preharvest applications in California.

BARLEY TANK MIXES

DICAMBA 70% SG herbicide may be applied in tank mixes with other suitable registered herbicides, including one or more of the following herbicides.

Table 6

Tank Mix Partner	Rate Per Acre
Ally®	0.05 to 0.1 ounce ¹
Amber®	0.14 to 0.28 ounce ¹
Bronate®	0.75 to 1.5 pints
Buctril®	1 to 1.5 pints
Canvas®	0.2 to 0.4 ounce ¹
Express®	0.083 to 0.167 ounce ¹
Finesse®	0.167 to 0.33 ounce ¹
Glean®	0.167 ounce ¹
Harmony® Extra	0.167 to 0.33 ounce ¹
MCPA amine or ester	8 to 12 fluid ounces ² (0.25 to 0.375 pound a.e.)
Metribuzin (Sencor®, Lexone®)	0.125 to 0.47 pound a.i.
2,4-D amine or ester	8 fluid ounces ^{2,3} (0.25 pound a.e.)

¹ DO NOT use low rates of sulfonylureas (Ally, Amber, Canvas, Express, Finesse, Glean, and Harmony

Extra] on more mature weeds or on dense vegetative growth.
² When using formulations other than 4 pounds per gallon use pounds of a.e. per acre listed.
³ This tank mix is for fall-seeded barley only.

SMALL GRAINS: OAT
(fall- and spring-seeded)

EARLY SEASON APPLICATIONS

Apply 1.5 to 3 ounces of DICAMBA 70% SG per acre to fall-seeded oat prior to the jointing stage. Apply 1.5 to 3 ounces of DICAMBA 70% SG before spring-seeded oat exceeds the 5-leaf stage.

DICAMBA 70% SG may be tank mixed with other suitable registered herbicides, such as MCPA amine or ester, for applications in oat.

DO NOT tank mix DICAMBA 70% SG with 2,4-D in oat.

SMALL GRAINS: TRITICALE
(fall- and spring-seeded)

EARLY SEASON APPLICATIONS

Apply 1.5 to 3 ounces of DICAMBA 70% SG to triticale. Early season applications to fall-seeded triticale must be made prior to the jointing stage.

Early season applications to spring-seeded triticale must be made before triticale reaches the 6-leaf stage.

Triticale Tank Mixes: For best performance, should be used in tank mix combination with bromoxynil (Buctril, Moxy™ 2E) herbicide.

SMALL GRAINS: WHEAT
(fall- and spring-seeded)

EARLY SEASON APPLICATIONS

Apply 1.5 to 3 ounces of DICAMBA 70% SG to wheat unless using one of the fall-seeded wheat specific programs below.

Early season applications to fall-seeded wheat must be made prior to the jointing stage.

Early season applications to spring-seeded wheat must be made before wheat exceeds the 6-leaf stage.

Early developing wheat varieties such as TAM 107, Madison, or Wakefield must receive application between early tillering and the jointing stage. Care should be taken in staging these varieties to be certain that the application occurs prior to the jointing stage.

To improve control of Russian thistle, flixweed, gromwell, or mayweed, add 2,4-D amine or ester to a tank mix with other suitable registered herbicides such as one of the following herbicides: Ally®, Amber®, Canvas®, Express®, Finesse®, Glean®, Harmony® Extra, or Peak®.

SPECIFIC USE PROGRAMS FOR FALL-SEEDED WHEAT ONLY

DICAMBA 70% SG may be used at 4 ounces on fall-seeded wheat in Western Oregon as a spring application only. In Colorado, Kansas, New Mexico, Oklahoma, and Texas, up to 6 ounces of DICAMBA 70% SG may be applied on fall-seeded wheat after it exceeds the 3-leaf stage for suppression of perennial weeds, such as field bindweed. Applications may be made in the fall following a frost but before a killing freeze. DICAMBA 70% SG may be tank mixed with 2,4-D amine at 6 ounces after wheat begins to tiller. Periods of extended stress such as cold and wet weather may enhance the possibility of crop injury. For fall applications only, DO NOT use if the potential for crop injury is not acceptable.

PREHARVEST APPLICATIONS

DICAMBA 70% SG can be used to control weeds that may interfere with harvest of wheat. Apply 6 ounces DICAMBA 70% SG per acre as a broadcast or spot treatment to annual broadleaf weeds when wheat is in the hard dough stage and the green color is gone from the nodes (joints) of the stem. Best results will be obtained if application can be made when weeds are actively growing but before weeds canopy.

A waiting interval of 7 days is required before harvest.

DO NOT use preharvest-treated wheat for seed unless a germination test is performed on the seed with an acceptable result of 95% germination or better.

For control of additional broadleaf weeds or grasses, DICAMBA 70% SG herbicide may be tank mixed with other herbicides such as Ally®, Roundup Ultra®, and 2,4-D.

DO NOT make pre-harvest applications in California.

WHEAT TANK MIXES

DICAMBA 70% SG may be applied in tank mixes with other suitable registered herbicides, including one or more of the following herbicides.

Table 7

Tank Mix Partner	Rate Per Acre
Ally®	0.05 to 0.1 ounce ¹
Amber®	0.14 to 0.28 ounce ¹
Bronate®	0.75 to 1.5 pints
Buctril®	1 to 1.5 pints
Canvas®	0.2 to 0.4 ounce ¹
Curtail®	2 to 2.67 pints
Dakota® ²	16 fluid ounces
Express®	0.083 to 0.167 ounce ¹
Finesse®	0.167 to 0.33 ounce ¹
Glean®	0.167 ounce ¹
Harmony® Extra	0.167 to 0.33 ounce ¹
Karmex® ³	0.5 to 1.5 pounds
Glyphosate (RoundupUltra® RT) ⁴	12 to 16 fluid ounces
MCPA amine or ester ⁵	8 to 12 fluid ounces (0.25 to 0.375 pound a.e.)
Metribuzin ³ (Sencor®, Lexone®)	0.25 to 0.375 pound a.i.
Peak® ¹	0.25 to 0.38 ounce
Stinger®	4 to 5.33 fluid ounces
Tiller® ²	1 to 1.7 pints
2,4-D amine or ester ⁵	8 to 12 fluid ounces (0.25 to 0.375 pound a.e.)

- ¹ DO NOT use low rates of sulfonylurea herbicides, such as Ally, Amber, Canvas, Express, Finesse, Glean, Harmony Extra, and Peak on more mature weeds or on dense vegetative growth.
- ² DO NOT use Clarity as a tank mix treatment with Dakota or Tiller on Durum wheat. DO NOT tank mix with Tiller if wild oat is the target weed.
- ³ Tank mixes with Karmex and metribuzin are for use in fall-seeded wheat only.
- ⁴ A tank mix of up to 3 ounces of DICAMBA 70% SG with Roundup Ultra® RT or any glyphosate formulation labeled for use as a preplant application to small grains may be applied with no waiting period prior to planting.
- ⁵ Up to 32 fluid ounces of (1.0 pound a.e.) may be used on fall-seeded wheat if crop injury is acceptable. When using formulations other than 4 pounds per gallon, use the pounds of a.e. per acre listed.

SORGHUM

DICAMBA 70% SG may be applied preplant, postemergence, or preharvest in sorghum to control many annual broadleaf weeds and to reduce competition from established perennial broadleaf weeds, as well as control their seedlings.

Do Not graze or feed treated sorghum forage or silage prior to mature grain stage. If sorghum is grown for pasture or hay, refer to Pasture, Hay, Rangeland and Farmstead section of this label for specific grazing and feeding restrictions.

DO NOT apply DICAMBA 70% SG herbicide to sorghum grown for seed production.

PREPLANT APPLICATION

Up to 6 ounces of DICAMBA 70% SG may be applied per acre if applied at least 15 days before sorghum planting.

POSTEMERGENCE APPLICATION

Up to 6 ounces of DICAMBA 70% SG per acre may be applied after sorghum is in the spike stage (all sorghum emerged) but before sorghum is 15" tall. For best performance, apply DICAMBA 70% SG when the sorghum crop is in the 3 to 5 leaf stage and weeds are small (less than 3" tall). Use drop pipes (drop nozzles) if sorghum is taller than 8". Keep the spray off the sorghum leaves and out of the whorl to reduce the likelihood of crop injury and to improve spray coverage of weed foliage.

Applying DICAMBA 70% SG to sorghum during periods of rapid growth may result in temporary leaning of plants or rolling of leaves. These effects are usually outgrown within 10 to 14 days.

Preharvest uses in Texas and Oklahoma only:

Up to 6 ounces of DICAMBA 70% SG per acre may be applied for weed suppression any time after the sorghum has reached the soft dough stage. An agriculturally approved surfactant may be used to improve performance. For aerial applications, use at least 2 gallons of water-based carrier per treated acre. Delay harvest until 30 days after a preharvest treatment.

SPLIT APPLICATION

DICAMBA 70% SG may be applied in split applications: preplant followed by postemergence or preharvest; or postemer-gence followed by preharvest. DO NOT exceed 6 ounces per acre, per application or a total of 12 ounces per acre, per season.

SORGHUM TANK MIXES AND SEQUENTIAL TREATMENTS

DICAMBA 70% SG may be applied prior to, in a tank mix with, or after one or more of the following herbicides.

<ul style="list-style-type: none"> • Acquire® • Atrazine • Basagran® • Bicep II Magnum® • Buctril® • Cyclone® • Dual Magnum™ • Dual II Magnum® • Fallow Master® • Frontier® • Gramoxone® Extra • Guardsman® 	<ul style="list-style-type: none"> • Laddok® S-12 • Landmaster® • Lasso® • Outlook® • Paramount® • Peak® • Permit® • Ramrod® • Roundup Ultra®
---	--

SOYBEAN

PREPLANT APPLICATIONS

Apply 3 to 12 ounces of DICAMBA 70% SG per acre to control emerged broadleaf weeds prior to planting soybeans.

DO NOT exceed 12 ounces of DICAMBA 70% SG per acre in a spring application prior to planting soybeans. Following application of DICAMBA 70% SG and a minimum accumulation of 1" rainfall or overhead irrigation, a waiting interval of 14 days is required for 6 ounces per acre or less, and 28 days for 12 ounces per acre. These intervals must be observed prior to planting soybeans or crop injury may occur.

DO NOT make DICAMBA 70% SG preplant applications to soybeans in geographic areas with average annual rainfall less than 25".

PREHARVEST APPLICATIONS

DICAMBA 70% SG can be used to control many annual and perennial broadleaf weeds and control or suppress many biennial and perennial broadleaf weeds in soybean prior to harvest (refer to Table 1). Apply 6 to 24 ounces of DICAMBA 70% SG per acre as a broadcast or spot treatment to emerged and actively growing weeds after soybean pods have reached mature brown color and at least 75% leaf drop has occurred.

Soybeans may be harvested 7 days or more after a preharvest application. Treatments may not kill weeds that develop from seed or underground plant parts, such as rhizomes or bulblets, after the effective period for DICAMBA 70% SG. For seedling control, a follow-up program or other cultural practice could be instituted.

DO NOT use preharvest-treated soybean for seed unless a germination test is performed on the seed with an acceptable result of 95% germination or better.

DO NOT feed soybean fodder or hay following a preharvest application of DICAMBA 70% SG.

DO NOT make preharvest applications in California.

SOYBEAN TANK MIXES

PREPLANT TANK MIXES

DICAMBA 70% SG may be tank mixed with other herbicides registered for early preplant use in soybeans including burn-down herbicides such as glyphosate (Acquire®, Roundup Ultra®) and 2,4-D or residual herbicides such as Outlook®, Frontier® or Dual Magnum™.

PREHARVEST TANK MIXES

DICAMBA 70% SG may be tank mixed with other herbicides registered for preharvest use in soybeans such as glyphosate (Roundup Ultra) and Gramoxone® Extra.

SUGARCANE

Apply DICAMBA 70% SG herbicide for control of annual, biennial, or perennial broadleaf weeds listed in Table 1. Apply 6 to 17 ounces of DICAMBA 70% SG per acre for control of annual weeds, 12 to 24 ounces for control of biennial weeds, and 24 ounces for control or suppression of perennial weeds.

Use the higher level of listed rate ranges when treating dense vegetative growth. Retreatments may be made as needed, however, DO NOT exceed a total of 48 ounces of DICAMBA 70% SG per treated acre during a growing season.

Timing:

DICAMBA 70% SG may be applied to sugarcane any time after weeds have emerged, but before the close-in stage of sugarcane. Applications of 24 ounces of DICAMBA 70% SG per acre made over the top of actively growing sugarcane may result in crop injury.

When possible, direct the spray beneath the sugarcane canopy to minimize the likelihood of crop injury. Using directed sprays will also help maximize the spray coverage of weed foliage.

SUGARCANE TANK MIXES

DICAMBA 70% SG may be tank mixed with other products registered for use in sugarcane such as Asulox®, atrazine, Evik®, and 2,4-D.

FARMSTEAD TURF (non cropland) and SOD FARMS

For use in farmstead (noncropland) and sod farms, apply 2 to 24 ounces of DICAMBA 70% SG per acre to control or suppress growth of many annual, biennial, and some perennial broadleaf weeds commonly found in turf. DICAMBA 70% SG will also suppress many other listed perennial broadleaf weeds, woody brush and vine species. Refer to Table 2. for rates based on targeted weed or brush species and growth stage. Some weed species will require tank mixes for adequate control.

Repeat treatments may be made as needed; however, DO NOT exceed 24 ounces of DICAMBA 70% SG per acre, per growing season.

Apply 30 to 200 gallons of diluted spray per treated acre (3 to 17 quarts of water per 1,000 square feet), depending on density or height of weeds treated and on the type of equipment used.

To avoid injury to newly seeded grasses, delay application of DICAMBA 70% SG until after the second mowing. Furthermore, applying more than 12 ounces of DICAMBA 70% SG per treated acre may cause noticeable stunting or discoloration of sensitive grass species such as bentgrass, carpetgrass,

buffalograss, and St. Augustinegrass.

In areas where roots of sensitive plants extend, DO NOT apply more than 3 ounces of DICAMBA 70% SG per treated acre on coarse-textured (sandy-type) soils, or in excess of 6 ounces per treated acre on fine-textured soils. DO NOT make repeated applications in these areas for 30 days and until previous applications in these areas for 30 days and until previous applications of DICAMBA 70% SG have been activated by rain or irrigation.

FARMSTEAD TURF (NON CROPLAND) and SOD FARMS TANK MIXES

Apply 3 to 6 ounces of DICAMBA 70% SG per acre in a tank mix with one of the products in Table 9 at the rates listed. Use the higher rates when treating established weeds.

Table 8

Tank Mix Partner	Rate Per Acre
bromoxynil (Buctril®)	0.375 to 0.5 pound a.i.
MCPA	0.5 to 1.5 pounds a.e.
MCPP	0.5 to 1.5 pounds a.e.
2,4-D	0.5 to 1.5 pounds a.e.

CROPS

This product can be used on the following crops:

- Asparagus
- Conservation Reserve Program (CRP)
- Corn
- Cotton
- Fallow Systems (Between-crop Applications)
- Proso Millet
- Pastures, Rangeland, Farmstead
- Small Grains (Barley, Oat, Triticale, and Wheat)
- Sorghum
- Soybean
- Sugarcane
- Turf

CONDITIONS OF SALE AND WARRANTY

The Directions For Use of this product reflect the opinion of experts based on field use and tests. The directions are believed to be reliable and must be followed carefully. However, it is impossible to eliminate all risks inherently associated with the use of this product. Crop injury, ineffectiveness or other unintended consequences may result because of such factors as weather conditions, presence of other materials, or use of the product in a manner inconsistent with its labeling, all of which are beyond the control of ALBAUGH, LLC or the Seller. To the extent consistent with applicable law, all such risks shall be assumed by the Buyer.

ALBAUGH, LLC warrants that this product conforms to the chemical description on the label and is reasonably fit for the purposes referred to in the Directions For Use, subject to the inherent risks referred to above.

TO THE EXTENT CONSISTENT WITH APPLICABLE LAW, ALBAUGH, LLC MAKES NO OTHER EXPRESS OR IMPLIED WARRANTY OF FITNESS OR MERCHANTABILITY OR ANY OTHER EXPRESS OR IMPLIED WARRANTY.

