

42750-235

02/27/2012

1/16



UNITED STATES ENVIRONMENTAL PROTECTION AGENCY
WASHINGTON, D.C. 20460

OFFICE OF CHEMICAL SAFETY
AND POLLUTION PREVENTION

Ms. Carolyn Miter
Albaugh, Inc
P.O Box 2127
Valdosta, GA 31604

NOTIFICATION

FEB 27 2012

Subject: Notification for Alternate Brand Name per PRN 98-10
Submission date: 2/7/12
Product Name: Captan 50% WP
EPA Reg. No. 42750-235
Decision Number 461408

Dear Registrant:

The Agency is in receipt of your Application for Pesticide Notification under Pesticide Registration Notice (PRN) 98-10. The Registration Division (RD) has conducted a review of this request for applicability under PRN 98-10 and finds that the action(s) requested falls within the scope of PRN-98-10.

The Alternate Brand Name **Captan 50WP** dated 2/7/2012 is "acceptable" and will be placed in the regulatory file.

If you have questions concerning this letter, please call Banza Djapao at 703-305-7269 or you may call me at 703-308-9443.

Sincerely,

A handwritten signature in black ink that reads "Tony Kish".

Tony Kish
Product Manger 22
Fungicide Branch
Registration Division (7504P)



United States
Environmental Protection Agency
 Washington, DC 20460

Registration
 Amendment
 Other

OPP Identifier Number

Application for Pesticide - Section I

1. Company/Product Number 42750-235	2. EPA Product Manager Mr. Tony Kish	3. Proposed Classification <input type="checkbox"/> None <input checked="" type="checkbox"/> Restricted
4. Company/Product (Name) Captan 50% WP	PM# 22	
5. Name and Address of Applicant (Include ZIP Code) Albaugh, Inc. P.O. Box 2127 Valdosta, GA 31604 <input type="checkbox"/> Check if this is a new address		6. Expedited Review. In accordance with FIFRA Section 3(c)(3) (b)(i), my product is similar or identical in composition and labeling to: EPA Reg. No. _____ Product Name _____

NOTIFICATION

FEB 27 2012

Section - II

<input type="checkbox"/> Amendment - Explain below.	<input checked="" type="checkbox"/> Final printed labels in response to Agency letter dated _____
<input type="checkbox"/> Resubmission in response to Agency letter dated _____	<input type="checkbox"/> "Me Too" Application.
<input checked="" type="checkbox"/> Notification - Explain below.	<input type="checkbox"/> Other - Explain below.

Explanation: Use additional page(s) if necessary. (For section I and Section II.)

Notification of proposed alternate brand name: "Captan 50WP"

This notification is consistent with the provisions of PR Notice 98-10 and EPA regulations at 40 CFR 152.46, and no further changes have been made to the labeling or the confidential statement of formula of this product. I understand that it is a violation of 18 U.S.C. Sec. 1001 to willfully make any false statement to EPA. I further understand that if this notification is not consistent with the terms of PR Notice 98-10 and 40 CFR 152.46, this product may be in violation of FIFRA and I may be subject to enforcement action and penalties under section 12 and 14 of FIFRA.

Section - III

1. Material This Product Will Be Packaged In:				2. Type of Container	
Child-Resistant Packaging <input type="checkbox"/> Yes <input checked="" type="checkbox"/> No	Unit Packaging <input type="checkbox"/> Yes <input checked="" type="checkbox"/> No	Water Soluble Packaging <input type="checkbox"/> Yes <input checked="" type="checkbox"/> No		<input type="checkbox"/> Metal <input checked="" type="checkbox"/> Plastic <input type="checkbox"/> Glass <input type="checkbox"/> Paper <input type="checkbox"/> Other (Specify) _____	
* Certification must be submitted		If "Yes" Unit Packaging wgt. No. per container	If "Yes" Package wgt No. per container		
3. Location of Net Contents Information <input checked="" type="checkbox"/> Label <input type="checkbox"/> Container		4. Size(s) Retail Container 1 gal, 2.5 gal		5. Location of Label Directions <input checked="" type="checkbox"/> Attached to container	
6. Manner in Which Label is Affixed to Product				<input checked="" type="checkbox"/> Lithograph Paper glued Stenciled <input type="checkbox"/> Other _____	

Section - IV

1. Contact Point (Complete items directly below for identification of individual to be contacted, if necessary, to process this application.)		
Name Carolyn Miter	Title Registrations Specialist	Telephone No. (Include Area Code) 229-244-3288
Certification I certify that the statements I have made on this form and all attachments thereto are true, accurate and complete. I acknowledge that any knowingly false or misleading statement may be punishable by fine or imprisonment or both under applicable law.		6. Date Application Received (Stamped)
2. Signature 	3. Title Registrations Specialist	
4. Typed Name Carolyn Miter	5. Date February 7, 2012	

4/16

CAPTAN 50WP

A Fungicide For Plant Disease Control

Captan 50WP Powder is a micro fine wettable powder for use in water as a spray for the control of listed fungus diseases of fruit and ornamental crops, and as a soil treatment for the control of listed seed rots and damping off diseases.

ACTIVE INGREDIENTS:

Captan: N-Trichlorormethylthio-4-cyclohexene-1,2-dicarboximide 50.0%

OTHER INGREDIENTS: 50.0%

TOTAL: 100.0%

NOTIFICATION

KEEP OUT OF REACH OF CHILDREN

FEB 27 2012

DANGER - PELIGRO

Si usted no entiende la etiqueta, busque a alguien para que se la explique a usted en detalle. (If you do not understand this label, find someone to explain it to you in detail.)


FIRST AID	
IF IN EYES:	Hold eye open and rinse slowly and gently with water for 15-20 minutes. Remove contact lenses, if present, after the first 5 minutes, then continue rinsing eye. Call a poison control center or doctor for treatment advice.
IF SWALLOWED:	Call a poison control center or doctor immediately for treatment advice. Have person sip a glass of water if able to swallow. Do not induce vomiting unless told to do so by a poison control center or doctor. Do not give anything by mouth to an unconscious person.
IF INHALED:	Move person to fresh air. If person is not breathing, call 911 or an ambulance, then give artificial respiration, preferably mouth-to-mouth if possible. Call a poison control center or doctor for treatment advice.
IF ON SKIN OR CLOTHING:	Take off contaminated clothing. Rinse skin immediately with plenty of water for 15-20 minutes. Call a poison control center or doctor for treatment advice.
EMERGENCY TELEPHONE NUMBERS: Have the product container or label with you when calling a poison control center or doctor, or going for treatment.	
FOR CHEMICAL OR MEDICAL EMERGENCY: call CHEMTREC 1-800-424-9300.	
NOTE TO PHYSICIAN: Probable mucosal damage may contraindicate the use of gastric lavage.	

EPA REG. NO. 42750-235
AD013012

EPA Est. No. xxxxxx-xx-xxx

NET CONTENTS: _____

MANUFACTURED FOR:
Albaugh, Inc.
Ankeny, IA 50021



PRECAUTIONARY STATEMENTS

HAZARDS TO HUMANS AND DOMESTIC ANIMALS

DANGER PELIGRO

Corrosive, Causes irreversible eye damage. Harmful if swallowed or absorbed through the skin or inhaled. Do not get in eyes or on clothing. Avoid breathing spray mist.

PERSONAL PROTECTIVE EQUIPMENT (PPE)

Some materials that are chemical-resistant to this product are listed below. If you want more options, follow the instructions for category A on an ERA chemical-resistance category selection chart.

All mixers, loaders, applicators, flaggers, and other handlers (including handlers participating in transplanting as part of root dip treatments or greenhouse-soil treatments) must wear:

- Long sleeved shirt and long pants,
- Shoes plus socks,
- Goggles or face shield,
- Chemical-resistant gloves, except for pilots, flaggers, and applicators driving motorized ground equipment,
- Chemical resistant apron when mixing/loading, participating in dip treatments, cleaning up spills, cleaning equipment, or otherwise exposed to the concentrate.
- A NIOSH-approved dust mist filtering respirator with MSHA/NIOSH-approval number prefix TC-21C or a NIOSH-approved respirator with any N, R, P, or HE filter when mixing, loading, cleaning up spills, cleaning equipment, or otherwise exposed to the concentrate.

Discard clothing and other absorbent materials that have been drenched or heavily contaminated with this product's concentrate. Do not reuse them. Follow manufacturer's instructions for cleaning and maintaining PPE. If no such instructions for washables, use detergent and hot water. Keep and wash PPE separately from other laundry.

ENGINEERING CONTROL STATEMENTS

When handlers use closed systems, enclosed cabs, or aircraft in a manner that meets the requirements listed in the Worker Protection Standard (WPS) for agricultural pesticides [40 CFR 170.240(d)(4-6)], the handler PPE requirements may be reduced or modified as specified in the WPS

USER SAFETY RECOMMENDATIONS

Users should:

- Wash hands before eating, drinking, chewing gum, using tobacco or using the toilet.
- Remove clothing immediately if pesticide gets inside. Then wash thoroughly and put on clean clothing.
- Remove PPE immediately after handling this product. Wash the outside of gloves before removing. As soon as possible, wash thoroughly and change into clean clothing.

ENVIRONMENTAL HAZARDS

This chemical is toxic to fish. Do not apply directly to water, or to areas where surface water is present or to intertidal areas below the mean high water mark. Drift and runoff from treated areas may be hazardous to aquatic organisms in neighboring areas. Do not contaminate water when cleaning equipment or disposing of equipment washwaters or rinsate.

STORE IN COOL, DRY PLACE — PROTECT FROM EXCESSIVE HEAT

DIRECTIONS FOR USE

It is a violation of Federal law to use this product in a manner inconsistent with its labeling.

- DO NOT allow this product to drift.
- DO NOT apply this product in a way that will contact workers or other persons, either directly or through drift. Only protected handlers may be in the area during application.
- DO NOT apply this product to seeds or seed pieces.
- DO NOT apply this product with aerial or chemigation equipment.
- Apply only by ground methods

AGRICULTURAL USE REQUIREMENTS

Use this product only in accordance with its labeling and with the Worker Protection Standard, 40 CFR part 170. This standard contains requirements for the protection of agricultural workers on farms, forests, nurseries, and greenhouses, and handlers of agricultural pesticides. It contains requirements for training, decontamination, notification, and emergency assistance. It also contains specific instructions and exceptions pertaining to the statements on this label about personal protective equipment and restricted-entry intervals. The requirements in this box only apply to uses of this product that are covered by the Worker Protection Standard.


The REI for each crop is listed in the directions for use associated with each crop.

EARLY ENTRY PPE: PPE required for early entry to treated areas that is permitted under the Worker Protection Standard and that involves contact with anything that has been treated such as plants, soil, or water, is:

- Coveralls
- Chemical-resistant gloves made of any waterproof material
- Shoes plus socks
- Protective eyewear such as goggles, face shields, or safety glasses

Double Notification: Notify workers of the application by warning them orally and by posting warning signs at entrances to treated areas.

Eye protection: To mitigate eye irritation concerns from post-application exposures, for at least seven days following the application of captan: 1. At least one container designed specifically for flushing eyes must be available in operating condition at the WPS-required decontamination site for workers entering the area treated with captan. 2. Workers must be informed orally, in a manner they can understand; that residues in the treated area may be highly irritating to their eyes, that they should take precautions, such as refraining from rubbing their eyes, to keep the residues out of their eyes, that if they do get residues in their eyes, they should immediately flush their eyes with the eye flush container that is located at the decontamination site, and how to operate the eye flush container.



NON-AGRICULTURAL USE REQUIREMENTS

The requirements in this box apply to uses of this product that are NOT within the scope of the Worker Protection Standard for agricultural pesticides (40 CFR Part 170). The WPS applies when this product is used to produce agricultural plants on farms, forests, nurseries, or greenhouses.

Entry Restrictions for Postharvest Fruit Dip

Do not contact or allow others to contact the treated fruit until sprays have dried.

Entry Restrictions for All Other Non-WPS Uses

Do not enter or allow others to enter until sprays have dried.

Read all precautions and directions for use before using. Use only for claims listed and only as specified on this label.

In order that pesticide residues on food and forage crops will not exceed federal tolerances, use only at specified rates and intervals, and do not apply closer to harvest than specified. Do not apply or allow drifting to adjoining food, fiber or pasturing crops. Drift of captan onto sensitive crops (e.g. D'Anjou pears) can cause severe phytotoxicity and crop loss. Consult State Agricultural Experiment Stations or State Agricultural Extension Service for additional information, as the time of applications needed will vary with the local conditions.

This product is intended for dilution with water for spray application. Do not use strainers finer than 50-mesh size. Fill the spray or nurse tank 1/2 full with water. Add the required amount of Captan 50WP. Then add the rest of the required water. Start hydraulic or mechanical agitation. Air agitation is not recommended. Mix thoroughly to fully disperse and suspend the wettable powder. Fill the spray tank with the required amount of water. Add tank mix partners in this order: all products in water-soluble packaging, wettable powders, wettable granules (dry flowables), liquid flowables, liquids, and emulsifiable concentrates. Always allow each tank mix partner to fully disperse before adding the next product. Maintain sufficient agitation while adding the remainder of the water and until all of the mixture has been applied. Maintain agitation during storage in nurse or supply tank or application. Observe the most restrictive of the labeling limitations and precautions of all products used in mixtures.

SPRAY DRIFT MANAGEMENT

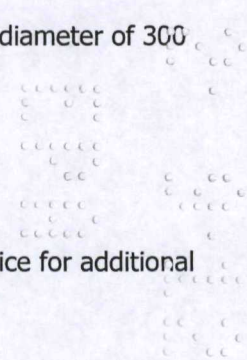
Avoiding spray drift at the application site is the responsibility of the applicator. The interaction of many equipment- and-weather-related factors determine the potential for spray drift. The applicator and the grower are responsible for considering all these factors when making decisions.

Apply only as a medium or coarser spray (ASAE standard 572) or a volume mean diameter of 300 microns or greater for spinning atomizer nozzles.

Apply only when the wind speed is 2-10 mph at the application site.

Do not apply with a nozzle height greater than 4 feet above the crop canopy.

Consult State Agricultural Experiment stations or State Agricultural Extension Service for additional information as the time of applications needed will vary with the local conditions.



COMPATIBILITY AND PLANT SAFETY

Captan 50WP can be combined safely and effectively at specified dosage rates with most commonly used fungicides and insecticides, with the exception of oil and strongly alkaline materials. Alkaline materials such as spray lime, lime sulfur and Bordeaux mixture will reduce the fungicidal activity of captan. Do not apply captan in combination with or immediately before or closely following oil sprays. Do not allow oil sprays on adjacent crops to drift onto crops which have been or will shortly be treated with captan. The time factor governing the safe interval between captan and oil sprays varies due to general climatic conditions; therefore, consult local agricultural spray programs and authorities to determine the proper timing. The use of spreaders, which cause excessive wetting, is not advised. Combinations with solvent formulations of organic phosphates should not be used. Combinations of captan and sulfur should not be used on crops sensitive to sulfur. Used at high rates or in drenching sprays, captan may cause a necrotic spotting of tender, immature leaves of certain varieties of apples, peaches, plums and cherries. This type of injury is most likely to occur in the early cover sprays during long periods of warm, cloudy, humid weather. To avoid the hazard of leaf spotting under such conditions, use captan and other spray materials at lowest specified rates and avoid drenching trees.

For concentrate spray applications, apply the same amount of Captan 50WP per acre as would normally be applied for dilute spray applications. Apply concentrate sprays in sufficient water for coverage.

STORAGE AND DISPOSAL

Do not contaminate water, food or feed by storage, disposal or cleaning of equipment. Open dumping is prohibited. Do not reuse empty container.

PESTICIDE STORAGE: Keep pesticide in original container. Keep container tightly closed when not in use. Protect from excessive heat. Store in a cool, dry place.

PESTICIDE DISPOSAL: Pesticide wastes are acutely hazardous. Improper disposal of excess pesticide, spray mixture, or rinsate is a violation of Federal law. If these wastes cannot be disposed of by use according to label instructions, contact your State Pesticide or Environmental Control Agency, or the Hazardous Waste representative at the nearest EPA Regional Office for guidance.

CONTAINER HANDLING: Nonrefillable container. Do not reuse or refill this container. Completely empty container into application equipment. Offer for recycling, if available, or dispose of empty container in a sanitary landfill or by incineration, or, if allowed by State and local authorities, by burning. If burned, stay out of smoke.

USE PRECAUTIONS

Except as specified begin applications before or at first sign of disease and repeat as needed to maintain control but observe use limitations. Unless otherwise specified, application can be made on the day of harvest. Maximum application is for a crop cycle. Crop cycle is defined as prebloom through postharvest. Apply the high rate and/or spray at shorter intervals when climatic conditions most favors disease(s). Apply the low rate and/or spray at larger intervals when climatic conditions least favors disease(s). If you are unaware of the climatic conditions favorable for disease(s) claimed for the specific use sites, you must consult with your State Agricultural Extension Service to learn of these conditions.

IMPORTANT: Read label carefully. Although most of the directions on this label may be followed nationwide, a few are limited to either the eastern or western U.S. The dividing line between eastern and western U.S. is the Rocky Mountains unless specifically noted otherwise. Follow those directions for your growing area where specified.

FRUIT AND NUT CROPS

ALMONDS

Brown rot twig and blossom blight, shothole, scab, leaf blight, anthracnose (for control of anthracnose, use in a disease and resistance management program of rotational sprays with other approved materials) - Apply 4 to 9 lbs. Captan 50WP per acre in 20 to 300 gallons of water using ground equipment. Use 6 to 9 lbs. per acre when Captan is used alone without being tank mixed with another fungicide. To reduce the potential for disease resistance development to other fungicides having a similar spectrum, Captan 50WP may be used in a tank mix at a rate of 4 to 6 lbs. per acre. Apply at popcorn, bloom and petal fall, post petal fall, and full cover sprays.

The maximum application rate for almonds is 4.5 lb ai/acre, with a maximum seasonal application rate of 20 lb ai/acre per crop cycle*. Preharvest interval (PHI) = 30 days. Note the Restricted Entry Interval is 24 hours. Almond hulls may be fed to livestock.

APPLES (Eastern U.S.)

Primary scab, black rot (frog-eye), botrytis blossom end rot - Apply 8 lbs. Captan 50WP per acre in 20 to 400 gallons of water using ground equipment. Apply at 5 to 7 day intervals as needed to maintain control in prebloom, bloom, petal fall and first cover sprays.

Secondary scab, Brooks fruit spot, sooty blotch, fly speck, black rot, black pox, botryosphaeria rot, bitter rot - Apply 4 to 8 lbs. Captan 50WP per acre in 20 to 400 gallons of water using ground equipment. Apply at 10 to 14 day intervals in second and later cover sprays.

The maximum application rate for apples is 4 lb ai/acre, with a maximum seasonal application rate of 32 lb ai/acre per crop cycle*. Preharvest interval (PHI) = 0 days. Note the Restricted Entry Interval is 24 hours.

Powdery mildew - If powdery mildew is a problem add 6 to 12 lbs. sulfur per acre to all post bloom sprays until foliage matures.

The REI is 24 hours.

ATTENTION - Do not use Captan 50WP in combination with or closely following or in alternation with wettable sulfur products on sulfur sensitive varieties of apples such as Red Delicious, Staymen, Baldwin, King, etc. as severe injury and defoliation may occur.

APPLES (Western U.S.)

Primary scab - Apply 4 to 8 lbs. Captan 50WP per acre in 20 to 400 gallons of water per acre using ground equipment. To reduce the potential for disease resistance development to other fungicides having a similar spectrum, the lower rate may be used in tank mixtures.

(Pacific Northwest) - Bull's eye rot, Botrytis rot - Apply 6 lbs. Captan 50WP per acre in 20 to 400 gallons of water using ground equipment. Make 1 or 2 applications with late cover sprays and 1 final spray prior to harvest.

Secondary scab - In mid-summer cover sprays, the dosage maybe reduced to 4 pounds per acre.

The maximum application rate for apples is 4 lb ai/acre, with a maximum seasonal application rate of 32 lb ai/acre per crop cycle*. Preharvest interval (PHI) = 0 days. Note the Restricted Entry Interval is 24 hours.

APRICOTS

Brown rot (twig blight), jacket rot - Apply 3 to 5 lbs. Captan 50WP per acre in 20 to 250 gallons of water using ground equipment. Apply in red bud, bloom, and 75% petal fall sprays. To reduce the potential for disease resistance development to other fungicides having a similar spectrum, use the lower rate in tank mixtures.

The maximum application rate for apricots is 2.5 lb ai/acre, with a maximum seasonal application rate of 12.5 lb ai/acre per crop cycle*. Preharvest interval (PHI) = 0 days. Note the Restricted Entry Interval is 24 hours.

BLUEBERRIES (Eastern U.S.)

Botrytis gray mold or berry rot, mummy berry - Apply 5 lbs. Captan 50WP per acre in sufficient water for thorough coverage. Start spray program when buds swell or when buds have loose scales. Repeat at 7-day intervals through blossom period. Repeat at 7-to-10 day intervals from late bloom.

The maximum application rate for blueberries is 2.5 lb ai/acre, with a maximum seasonal application rate of 35 lb ai/acre per crop cycle*. Preharvest interval (PHI) = 0 days. Note the Restricted Entry Interval is 48 hours.

BLUEBERRIES (Western U.S.)

Botrytis gray mold or berry rot, mummy berry - Apply 2 to 5 lbs. Captan 50WP per acre in 20 to 200 gallons of water by ground. Begin at mid-bloom, repeat at 7 to 10 day intervals until maturity.

The maximum application rate for blueberries is 2.5 lb ai/acre, with a maximum seasonal application rate of 35 lb ai/acre per crop cycle*. Preharvest interval (PHI) = 0 days. Note the Restricted Entry Interval is 48 hours.

BLACKBERRIES, RASPBERRIES

Anthracoese, Botrytis, Spur blight -Apply 2 to 4 pounds Captan 50WP per acre when blossoms are in bud (young canes are 8-10 inches long). Make a second application two weeks later. Apply a fall spray after old canes are removed.

Fruit rot: Apply 4 pounds of product per acre at early bloom (5-10% bloom) and again at full bloom. Additional applications can be made at 10-14 day intervals as needed. Apply product as indicated above in 45-100 gallons of water per acre. Use the higher volume as foliage increases.

The maximum application rate for blackberries and raspberries is 2 lb ai/acre, with a maximum seasonal application rate of 10 lb ai/acre per crop cycle*. Preharvest interval (PHI) = 3 days. Note the Restricted Entry Interval is 48 hours.

CHERRIES (Eastern U.S.)

Brown rot, leaf spot, Botrytis rot - Apply 4 lbs. Captan 50WP per acre in 20 to 200 gallons of water using ground equipment. Apply in pre bloom, bloom, petal fall, shuck, cover, and pre harvest sprays. Applications at 3-to-4 day intervals may be necessary during bloom to control blossom blight. Repeat applications at 7 to 20 day intervals as needed to maintain control up to start of harvest. If powdery mildew is a problem add 6 lbs. sulfur per acre to the petal fall, shuck and early cover sprays. If sulfur is added, Captan 50 Wet-table Powder may be reduced to 2 lbs. per acre in these sprays.

The maximum application rate for cherries is 2 lb ai/acre, with a maximum seasonal application rate of 14 lb ai/acre per crop cycle*. Preharvest interval (PHI) = 0 days. Note the Restricted Entry Interval is 24 hours.

Post harvest sprays: Leaf spot - Apply 4 lbs. Captan 50WP per acre in 20 to 200 gallons of water using ground equipment. Apply immediately after harvest and repeat application in 10 to 14 days. The REI is 24 hours.

CHERRIES (Western U.S.)

Brown rot blossom blight, brown rot (fruit), leaf spot - Apply 3 to 4 lbs. Captan 50 Wet-table Powder per acre in 20 to 200 gallons of water using ground equipment. Apply in pre bloom, bloom, petal fall, shuck, cover and pre-harvest sprays.

The maximum application rate for cherries is 2 lb ai/acre, with a maximum seasonal application rate of 14 lb ai/acre per crop cycle*. Preharvest interval (PHI) = 0 days. Note the Restricted Entry Interval is 24 hours.

GRAPES (U.S., except CA)

Phomopsis cane and leaf spot, downy mildew, suppression of black rot - Apply 2 to 4 lbs. Captan 50WP per acre in 20 to 200 gallons water using ground equipment when shoots are 1/2 to 1 1/2 inches long, when shoots are 3-5 inches long, and when shoots are 9 -12 inches long.

Repeat just before bloom, immediately after bloom, and continue at 10-14 day intervals as long as disease conditions persist. Use the lower rate when spraying less susceptible grape varieties or when conditions are less favorable for disease development. Use the higher rate on susceptible grape varieties and during periods of weather highly favorable for disease development.

The maximum application rate for grapes is 2 lb ai/acre, with a maximum seasonal application rate of 12 lb ai/acre per crop cycle*. Preharvest interval (PHI) = 0 days. Note the Restricted Entry interval is 48 hours.

GRAPES (California)

Bunch rot (Botrytis) - Apply 4 lbs. Captan 50WP per acre in 20 to 200 gallons of water using ground equipment. Make 2 applications before bloom and 1 immediately after bloom. Repeat periodically making 3 cover applications before the bunches close.

Phomopsis cane and leaf spot (current season infection) - Apply 3 to 4 lbs. Captan 50WP per acre in 20 to 200 gallons of water using ground equipment. Apply first spray when green tissue begins to show but before shoots are 1-inch long and repeat application when shoots are 6 to 8 inches long.

The maximum application rate for grapes is 2 lb ai/acre, with a maximum seasonal application rate of 12 lb ai/acre per crop cycle*. Preharvest interval (PHI) = 0 days. Note the Restricted Entry Interval is 72 hours.

NECTARINES (U.S.)

Brown rot, scab - Apply 4 to 8 lbs. Captan 50WP per acre in 20 to 250 gallons of water using ground equipment. To reduce the potential for disease resistance development to other fungicides having a similar spectrum, use the lower rates of Captan 50WP in tank mixes. Apply in full pink, bloom, petal fall,

shuck, cover and pre-harvest sprays. Applications at 3 to 4 day intervals may be necessary during bloom to control blossom blight. Repeat application at 7 to 14 day intervals as needed to maintain control. Continue applications throughout harvest if conditions favor brown rot. If powdery mildew is a problem, add 7.5 lbs. sulfur per acre to the petal fall, shuck and early cover spray. If sulfur is added, Captan 50WP may be reduced to 2.5 lbs. per acre in these sprays.

Coryneum blight (peach blight, shothole) - Apply 4 to 8 lbs. Captan 50WP per acre in 20 to 250 gallons of water using ground equipment. Apply in pink bud, full bloom, petal fall and cover sprays as necessary and as a postharvest spray (but before leaves drop).

The maximum application rate for nectarines is 4 lb ai/acre, with a maximum seasonal application rate of 24 lb ai/acre per crop cycle*. Preharvest interval (PHI) = 0 days. Note the Restricted Entry Interval is 24 hours.

PEACHES (U.S.)

Brown rot, scab - Apply 4 to 8 lbs. Captan 50WP per acre in 20 to 400 gallons of water using ground equipment. To reduce the potential for disease resistance development to other fungicides having a similar spectrum, use the lower rates of Captan 50WP in tank mixes. Apply in full pink, bloom, petal fall, shuck stages and in cover and pre-harvest sprays. When conditions are favorable, make applications at 3 to 4 day intervals during bloom to control blossom blight. Then repeat application at 7 to 14 day intervals as needed to maintain control. Continue applications through harvest if conditions favor brown rot. If powdery mildew is a problem, add 12 lbs. sulfur per acre to the petal fall, shuck and early cover spray. If sulfur is added, Captan 50WP may be reduced to 4 lbs. per acre in these sprays.

Coryneum blight (peach blight, shothole) - Apply 8 lbs. Captan 50WP per acre in 20 to 400 gallons of water using ground equipment. Apply in pink bud, full bloom, petal fall stages and cover sprays as necessary and as a post harvest spray (but before leaves drop).

The maximum application rate for peaches is 4 lb ai/acre, with a maximum seasonal application rate of 32 lb ai/acre per crop cycle*. Preharvest interval (PHI) = 0 days. Note the Restricted Entry Interval is 24 hours.

PLUMS, FRESH PRUNES (Eastern U.S.)

Brown rot - Apply 6 lbs. Captan 50WP per acre in 20 to 300 gallons of water using ground equipment. Apply in full pink, bloom and petal fall sprays. Repeat applications at 7 to 14 day intervals as needed to maintain control. Continue applications through harvest if conditions favor brown rot. The addition of a neutral spreader has improved coverage.

The maximum application rate for plums/fresh prunes is 3 lb ai/acre, with a maximum seasonal application rate of 27 lb ai/acre per crop cycle*. Preharvest interval (PHI) = 0 days. Note the Restricted Entry Interval is 24 hours.

PLUMS, FRESH PRUNES (Western U.S.)

Brown rot - Apply 4 to 6 lbs. Captan 50WP per acre in 20 to 300 gallons of water using ground equipment. Use lower rates when tank mixes with fungicides of similar spectrum of activity are used. Apply at green bud, popcorn, bloom and petal fall stages. Repeat in cover sprays as conditions warrant.

Prune russet scab (lacy scab) - Apply 4 to 6 pounds Captan 50WP per acre in 20 to 300 gallons of water using ground equipment. Apply at full bloom.

The maximum application rate for plums/fresh prunes is 3 lb ai/acre, with a maximum seasonal application rate of 27 lb ai/acre per crop cycle*. Preharvest interval (PHI) = 0 days. Note the Restricted Entry Interval is 24 hours.

STRAWBERRIES

Botrytis (gray mold), leaf spot - Apply by broadcast spray at 3 to 6 pounds Captan 50WP per acre in sufficient water for thorough coverage by ground equipment. Begin applications when new growth starts in the spring and before fruit starts to form. Repeat at 7 to 14 day intervals. Under conditions favorable to fruit rot continue applications through harvest period treating immediately after each picking.

The maximum application rate for strawberries is 3 lb ai/acre, with a maximum seasonal application rate of 24 lb ai/acre per crop cycle*. Preharvest interval (PHI) = 0 days. Note the Restricted Entry Interval is 24 hours.

If applying as a directed/banded spray; use band rate of Captan 50WP according to the following formula:

$$\frac{\text{Plant Bed Width (inches)}}{\text{Row Spacing (inches)}} \times \text{Broadcast rate per acre} = \text{Banded rate of Captan 50 Wettable Powder per acre.}$$

NOTE: *Crop cycle is defined as prebloom through harvest.

SPECIAL USES

PEACH PREPLANT ROOT DIP (California)

Preventative pre-plant dip treatment for crown gall. Use 4 pounds Captan 50WP plus 3.2 pints diluted sodium hypochlorite (5.25% household bleach) per 100 gallons water. Wash nursery trees to remove soil from roots. Cut off all dormant buds and suckers in crown area and prune root system if necessary. Submerge the entire dormant tree for 5 minutes. Recharge dip during operation at a rate of 3.2 pints diluted sodium hypochlorite per 100 gallons of water. The 48-hour REI begins when the treatment and any transplanting tasks done as a part of the treatment are complete. Exception: once the transplants are planted in the soil, the Worker Protection Standard allows workers to enter the treated area without restriction if there will be no contact with the soil subsurface.

POSTHARVEST FRUIT APPLICATION

(For use in mechanical fruit dip operations only). Hand dipping of fruit is prohibited: For control of various molds and storage rots (Botrytis, Gloeosporium, Rhizopus). Use as a postharvest dip or spray wash on the following fruits: Apples, Cherries, Pears - Use 2.5 pounds Captan 50WP per 100 gallons of water. Apply as a spray or in a dip tank. When used as a dip, recharge wash solution periodically when tank volume is reduced by 25%. Bring water back to volume and add 2 1/2 pounds Captan 50WP for each 100 gallons added. At end of every 8-hour shift, empty tank, flush and charge with fresh dilution. Do not allow dip tank solution to stand overnight. Maintain continuous agitation during dipping operation. Hand dipping of fruit is prohibited. For post-application fruit dips: Do not contact or allow others to contact the treated fruit until sprays have dried.

DISPOSAL OF LEFTOVER POSTHARVEST TREATMENT MIXTURE: Leftover dip or spray mixtures containing captan may be used as a foliar spray for the same crop in case of apples and cherries (but not pears) as treated by the dip or spray mixture, or to registered ornamentals sites, observing all restrictions such as maximum pounds applied per application and season.

When calculating application rates, if analytical services are not available to determine the exact quantity of captan remaining in the mixture, assume that the tank still contains 2.5 pounds of Captan 50WP per 100 gallons of water. If the dip or spray mixture contains other pesticides in addition to captan, refer to the product label(s) for information regarding disposal,

Captan wastes are acutely hazardous to the eyes. Improper disposal of spray or dip tank mixtures is a violation of Federal law. If the leftover dip or spray mixture cannot be disposed of in the manner prescribed above, contact your State Pesticide or Environmental Control Agency, or the Hazardous Waste representative at the nearest EPA Regional Office for guidance concerning the disposal of spent or excess dip tank mixtures.

NON FOOD/ORNAMENTALS

USE PRECAUTIONS - Do not apply spray to ornamental plants beyond the point of drip from the leaf surface. Apply only sufficient mixture to wet the surface of the soil except when the dose is specified in terms of volume of mixture per square foot of area.

Restricted Entry Interval (REI): 48 hours. Workers may not enter the treated area to perform hand labor or other tasks involving contact with anything that has been treated, such as plants, soil or water if they do not wear the early-entry PPE listed Agricultural Use requirements box.

AZALEAS

Damping off of cuttings - Mix 4 pounds Captan 50 Wettable per 107 gallons of water. Dip cuttings in the mixture before bedding.

Petal Blight - Use 2 pounds Captan 50 Wettable per 100 gallons of water. Apply to the soil around the plants just before bloom. Repeat at 7 to 14 day intervals through bloom.

BEGONIAS (Tuberous)

Damping off, tuber rot - Use 4 pounds Captan 50 Wettable per 100 gallons of water. Dip tubers in mixture for 30 minutes, drain and plant.

CAMELLIAS

Petal Blight - Use 1 pound Captan 50 Wettable per 100 gallons of water. Apply to drench soil around plants beginning when flowers begin to open. Repeat at 7 to 10 day intervals through bloom.

CARNATIONS

Alternaria Leafspot, Rust - Use 2 pounds Captan 50 Wettable per 100 gallons of water. Begin application at first sign of disease. Repeat at 7 to 10 day intervals. Shorten intervals if there are frequent rains and heavy dews.

Damping off of cuttings - Use 4 pounds Captan 50 Wettable per 100 gallons of water. Dip cuttings in mixture before bedding.

CHRYSANTHEMUM

Botrytis Flower Blight, Septoria Leafspot - Use 2 pounds Captan 50 Wettable per 100 gallons of water. Apply at first sign of disease. Repeat at 7 to 10 day intervals.

Damping off of cuttings - Use 4 pounds Captan 50 Wettable per 100 gallons of water. Dip cuttings in mixture before bedding.

DICHONDRA (California only)

White Mold - Use 8.6 lbs. Per acre per application Captan 50 Wettable per 100 gallons of water. Apply 1 gallon of spray per 10 square feet. Make applications at 7-day intervals. Do not exceed 17.2 lbs. Per acre per season.

GINSENG

For control of Cylandrocarpon root rot (Cylandrocarpon destructans), Grey mold (Botrytis cinerea), Phytophthora root rot (Phytophthora cactorum), Pythium root rot (Pythium spp.) and Rhizoctonia root and crown rot (Rhizoctonia solani).

GLADIOLUS (Corms)

Corm Rot and Decay, Damping off - Use 6 ounces Captan 50 Wettable per 10 gallons of water, dip corms for 20 to 30 minutes. Drain and plant.

TURF GRASSES (Ornamentals in Non-Pastured Areas Only)

Do not apply to turf grass in residential sites, including homes, apartment buildings, daycare centers, schools, playgrounds, parks, recreational areas, sports fields, or other residential areas. The maximum application rate for golf course turf and turf in commercial settings is 4.3 lbs ai/acre with a maximum seasonal application rate of 8.6 lbs ai/acre.

Leafspot, Damping off, Brown Patch, Melting Out, Seedling Blights, Brown Spot on St. Augustine Grass - Use 2 pounds Captan 50 Wettable per 100 gallons of water. Apply 10 gallons spray per 1000 square feet. Begin when growth starts in spring. Do not make more than two applications per season. Do not graze treated areas or feed clippings to livestock.

Restricted Entry Interval (REI): 48 hours. Workers may not enter the treated area to perform hand labor or other tasks involving contact with anything that has been treated, such as plants, soil or water if they do not wear the early-entry PPE listed Agricultural Use requirements box.

GRASSES (Lawn Seedbeds)

Damping off, Other Soil Borne Diseases - Use 1/4 to 1/3 pound of Captan 50 Wettable per 1,000 square feet or 2 pounds Captan 50 Wettable per 100 gallons of water, using 15 gallons spray for per 1000 square feet. Cultivate into top 3 to 4 inches of soil before planting. Do not apply captan containing products to the grass during the rest of the season.

Restricted Entry Interval (REI): 48 hours. Workers may not enter the treated area to perform hand labor or other tasks involving contact with anything that has been treated, such as plants, soil or water if they do not wear the early-entry PPE listed Agricultural Use requirements box.

ROSES

Black Spot, Botrytis Blossom Blight - Use 2 pounds Captan 50 Wettable per 100 gallons of water. Begin at first growth or first sign of disease. Repeat at 7 to 14 day intervals, and more frequently during frequent rains and heavy dews.

Restricted Entry Interval (REI): 48 hours. Workers may not enter the treated area to perform hand labor or other tasks involving contact with anything that has been treated, such as plants, soil or water if they do not wear the early-entry PPE listed Agricultural Use requirements box.

SOIL AND GREENHOUSE BENCH TREATMENT

Pre-plant treatment for damping off, root rot diseases on seedling or transplants of roses (and other shrubs, trees, flowers) & lawn seedbeds - Use 2 pounds Captan 50 Wettable per 100 gallons of water at a rate of 15 gallons spray per 1,000 square feet. Cultivate into top 3 to 4 inches of soil before planting.

The 48-hour REI begins when the treatment and any seeding or transplanting tasks done as a part of the treatment are complete. Exception: once the seeds or transplants are planted in the soil, the Worker Protection Standard allows workers to enter the treated area without restriction if there will be no contact with the soil subsurface.

WARRANTY AND DISCLAIMER STATEMENT

The directions for use of this product are believed to be adequate and must be followed carefully. However, it is impossible to eliminate all risks associated with the use of this product. Such risks may arise from weather conditions, soil factors, off-target movement, unconventional farming techniques, the presence of other materials, the manner of use or application, or other unknown factors, all of which are beyond the control of Albaugh, Inc., and can cause crop injury, injury to non-target crops or plants, ineffectiveness of the product, or other unintended consequences. All such risks shall be assumed by the user or buyer. Albaugh, Inc. warrants that this product conforms to the chemical description on the label and is reasonably fit for the purposes stated in the Directions for Use, subject to the inherent risks described above, when used in accordance with the Directions for Use under normal conditions. This warranty does not extend to the use of this product contrary to label instructions or under conditions not reasonably foreseeable to Albaugh, Inc., and is subject to the inherent risks described above.

TO THE EXTENT CONSISTENT WITH APPLICABLE LAW, ALBAUGH, INC. DISCLAIMS ALL OTHER WARRANTIES, EXPRESSED OR IMPLIED, INCLUDING ANY WARRANTY OF MERCHANTABILITY OR FITNESS FOR A PARTICULAR PURPOSE. TO THE EXTENT CONSISTENT WITH APPLICABLE LAW, ALBAUGH, INC., MANUFACTURER, AND SELLER DISCLAIM AND SHALL NOT BE LIABLE FOR ANY SPECIAL, INCIDENTAL, INDIRECT, OR CONSEQUENTIAL DAMAGES RESULTING FROM THE USE, HANDLING, APPLICATION, STORAGE, OR DISPOSAL OF THIS PRODUCT OR FOR DAMAGES IN THE NATURE OF PENALTIES, AND THE USER AND BUYER WAIVE ANY RIGHT THAT THEY MAY HAVE TO SUCH DAMAGES. NO AGENT, REPRESENTATIVE OR EMPLOYEE OF ALBAUGH, INC. IS AUTHORIZED TO MAKE ANY WARRANTY, GUARANTEE OR REPRESENTATION BEYOND THOSE CONTAINED HEREIN OR TO MODIFY THE WARRANTIES CONTAINED HEREIN.

TO THE EXTENT CONSISTENT WITH APPLICABLE LAW, THE EXCLUSIVE REMEDY OF THE USER OR BUYER, AND THE TOTAL LIABILITY OF ALBAUGH, INC., MANUFACTURER, AND SELLER, SHALL BE LIMITED TO THE PURCHASE PRICE PAID, OR AT ALBAUGH, INC.'S ELECTION, THE REPLACEMENT OF THE PRODUCT.

