

42750-231

10/22/2012

1/19



UNITED STATES ENVIRONMENTAL PROTECTION AGENCY
WASHINGTON, D.C. 20460

OFFICE OF CHEMICAL, SAFETY
AND POLLUTION PREVENTION

Morris Gaskins
Albaugh Inc.
PO Box 2127
Valdosta, GA 31604-2127

OCT 22 2012

Subject: Labeling Amendment to Captan 80 DF
EPA Registration No. 42750-231
Decision No. 469194
Submission Date: 8/17/12

Dear Mr. Gaskins:

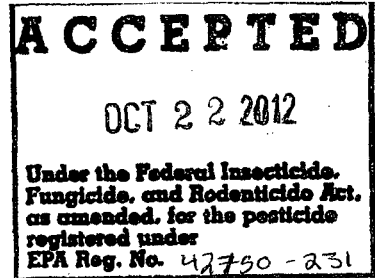
The labeling referred to above, submitted under the Federal Insecticide, Fungicide, and Rodenticide Act, as amended to add resistance management language, ornamental uses and clarify use rates for apples, is acceptable. A stamped copy is enclosed for your records. Please submit one (1) final printed copy for the above mentioned label before releasing the product for shipment. If you have any questions, please contact Dominic Schuler at (703) 347-0260 or via email at schuler.dominic@epa.gov.

Sincerely,

A handwritten signature in black ink, appearing to read "D. Schuler".

(for)

Tony Kish
Product Manager 22
Fungicide Branch
Registration Division (7504P)



CAPTAN 80 DF

A FUNGICIDE FOR PLANT DISEASE CONTROL

CAPTAN 80 DF is a water dispersible granule for use in water as a spray for the control of listed fungal diseases of fruit and as a soil treatment for the control of listed seed rots and damping-off diseases.

ACTIVE INGREDIENTS:	% BY WT.
Captan: N-Trichloromethylthio-4-cyclohexene-1,2-dicarboximide	80.0%
OTHER INGREDIENTS:	20.0%
TOTAL:	100.0%

KEEP OUT OF REACH OF CHILDREN

DANGER - PELIGRO

Si usted no entiende la etiqueta, busque a alguien para que se la explique a usted en detalle. (If you do not understand this label, find someone to explain it to you in detail.)

CAUSES IRREVERSIBLE EYE DAMAGE

FIRST AID	
IF IN EYES:	<ul style="list-style-type: none"> • Hold eye open and rinse slowly and gently with water for 15-20 minutes. • Remove contact lenses, if present, after the first 5 minutes, then continue rinsing eye. • Call a poison control center or doctor for treatment advice.
IF ON SKIN OR CLOTHING:	<ul style="list-style-type: none"> • Take off contaminated clothing. • Rinse skin immediately with plenty of water for 15-20 minutes. • Call a poison control center or doctor for treatment advice.
IF SWALLOWED:	<ul style="list-style-type: none"> • Call a poison control center or doctor immediately for treatment advice. • Have person sip a glass of water if able to swallow. • Do not induce vomiting unless told to do so by the poison control center or doctor. • Do not give anything by mouth to an unconscious person.
IF INHALED	<ul style="list-style-type: none"> • Move person to fresh air • If person is not breathing, call 911 or an ambulance, then give artificial respiration, preferable by mouth-to-mouth, if possible. • Call a poison control center or doctor for further treatment advice.
HOT LINE NUMBERS: Have the product container or label with you when calling a poison control center or doctor, or going for treatment.	
For 24 hour emergency assistance involving a exposure or transport accident call CHEMTREC 1-800-424-9300	
NOTE TO PHYSICIAN: Probable mucosal damage may contraindicate the use of gastric lavage.	

EPA Reg. No. 42750-231
AD122111
Net Weight:

EPA Est. No. xxxxx-xx-xxx

Manufactured For:
Albaugh, Inc.
Ankeny, IA 50021

PRECAUTIONARY STATEMENTS

HAZARDS TO HUMANS AND DOMESTIC ANIMALS

DANGER

Causes irreversible eye damage. Harmful if swallowed or inhaled. Prolonged or frequently repeated skin contact may cause allergic reactions in some individuals. Do not get in eyes. Avoid contact with skin and clothing. Avoid inhalation of dust or spray mist.

PERSONAL PROTECTIVE EQUIPMENT (PPE)

Some materials that are chemical-resistant to this product are listed below. If you want more options, follow the instructions for category C on an ERA chemical resistance category selection chart. All mixers, loaders, applicators, and other handlers (including handlers participating in seeding and transplanting as part of root-dip or greenhouse-soil treatments must wear:

- Long-sleeved shirt and long pants
- Shoes plus socks
- Protective eyewear
- Chemical-resistant gloves made of any waterproof material (except pilots, flaggers or applicators driving motorized equipment) such as barrier laminate, butyl rubber, natural rubber, neoprene rubber, or nitrile rubber > 14 mils
- Chemical-resistant apron when mixing, loading, participating in dip treatments, cleaning up spills, cleaning equipment, or otherwise exposed to the concentrate.

Discard clothing and other absorbent materials that have been drenched or heavily contaminated with this product's concentrate. Do not reuse them. Follow manufacturer's instructions for cleaning and maintaining PPE. If no such instructions for washables, use detergent and hot water. Keep and wash PPE separately from other laundry.

ENGINEERING CONTROLS STATEMENT

When handlers use closed systems, enclosed cabs, or aircraft in a manner that meets the requirements listed in the Worker Protection Standard (WPS) for agricultural pesticides [40 CFR 170.240(d)(4-6)], the handler PPE requirements may be reduced or modified as specified in the WPS.

USER SAFETY RECOMMENDATIONS

Users should:

- Wash hands before eating, drinking, chewing gum, using tobacco, or using the toilet.
- Remove clothing/PPE immediately if pesticide gets inside. Then wash thoroughly and put on clean clothing.
- Remove PPE immediately after handling this product. Wash the outside of gloves before removing. As soon as possible, wash thoroughly and change into clean clothing.

ENVIRONMENTAL HAZARDS

This pesticide is toxic to fish. Do not apply directly to water, or to areas where surface water is present, or to intertidal areas below the mean high water mark. Drift and runoff from treated areas may be hazardous to aquatic organisms in neighboring areas. Do not contaminate water when cleaning equipment or disposing of equipment washwaters or rinsate.

4/19

RESISTANCE MANAGEMENT

GROUP	M	FUNGICIDE
-------	---	-----------

This product is a Group M* fungicide. Fungal isolates with acquired resistance to Group M fungicides may eventually dominate the fungal population if Group M fungicides are used repeatedly in the same field or in successive years as the primary method of control for targeted species. This may result in partial or total loss of control of those species by this product or other Group M fungicides.

To delay fungicide resistance consider:

- **Avoiding consecutive use of this product or other target site of action Group M fungicides that have a similar target site of action on the same pathogens.**
- **Using tank mixtures or pre-mixes with fungicides from different site of action Groups as long as the involved products are all registered for the same use and are both effective at the mix or repack rate on the pathogen(s) of concern.**
- **Basing fungicide use on a comprehensive IPM program.**
- **Monitoring treated fungal populations for loss of field efficacy.**
- **Contacting your local extension specialist certified crop advisors and/or manufacturer for fungicide resistance management and/or IPM recommendations for specific crops and resistant pathogens.**

***The multi site activity grouping designated by the symbol M comprises a collection of various chemicals that act as general toxophones with several sites of action. These sites may differ between group members.**

DIRECTIONS FOR USE

It is a violation of Federal law to use this product in a manner inconsistent with its labeling.

Do not apply this product in a way that will contact workers or other persons, either directly or through drift. Only protected handlers may be in the area during application. For any requirements specific to your State or Tribe, consult the agency responsible for pesticide regulation.

AGRICULTURAL USE REQUIREMENTS

Use this product only in accordance with its labeling and with the Worker Protection Standard, 40 CFR Part 170. This Standard contains requirements for the protection of agricultural workers on farms, forests, nurseries, and greenhouses, and handlers of agricultural pesticides. It contains requirements for training, decontamination, notification, and emergency assistance. It also contains specific instructions and exceptions pertaining to the statements on this label about personal protective equipment (PPE) and restricted-entry interval. The requirements in this box only apply to uses of this product that are covered by the Worker Protection Standard.

Do not enter or allow worker entry into treated areas during the restricted entry interval (REI) of: 24 hours for strawberries, almonds, apples, apricots, cherries, nectarines, plums/fresh prunes, and peaches.

Do not enter or allow worker entry into treated areas during the restricted entry interval (REI) of: 48 hours for blueberries, grapes, raspberries, blackberries, and dewberries.

48 hours for soil treatments and root dips: For soil and greenhouse bench treatments and root dips, once the treatment and any seeding or transplanting tasks done as part of the treatment are complete, the 48-hour REI begins. Exception: Once the seeds or transplants are planted in the soil, the Worker Protection

Standard allows workers to enter the treated area without restriction if there will be no contact with the soil subsurface.

EARLY ENTRY PPE:

PPE required for early entry to treated areas that is permitted under the Worker Protection Standard and that involves contact with anything that has been treated, such as plants, soil, or water, is:

- Coveralls
- Protective eyewear
- Chemical-resistant gloves made of any waterproof material
- Shoes plus socks

Eye Protection: To mitigate eye irritation concerns from post-application exposure, it is required that, for at least seven days following the application of captan: 1. at least one container designed specifically for flushing eyes is available in operating condition at the WPS-required decontamination site for workers entering the area treated with captan, and 2. workers are informed orally, in a manner they can understand: -that residues in the treated area may be highly irritating to their eyes,-that they should take precautions such as refraining from rubbing their eyes to keep the residues out of their eyes, -that if they do get residues in their eyes, they should immediately flush their eyes with the eyeflush container that is located at the decontamination site, and -how to operate the eyeflush container.

Double Notification: Notify workers of the application by warning them orally or by posting warning signs at entrances to treated areas.

NON-AGRICULTURAL USE REQUIREMENTS

The requirements in this box apply to uses of this product that are not within the scope of the Worker Protection Standard for agricultural pesticides (40 CFR Part 170). The WPS applies when this product is used to produce agricultural plants on farms, forests, nurseries, or greenhouses.

Entry Restriction: Do not allow people or pets to enter treated areas until sprays have dried.

For post-application fruit dips: Do not contact or allow others to contact the treated fruit until the treatment solution on the fruit has dried.

Read all precautions and directions for use before using. Use only for claims listed and only as specified on this label.

In order that pesticide residues on food and forage crops will not exceed federal tolerances, use only at labeled rates and intervals and do not apply closer to harvest than specified. Do not apply or allow to drift to adjoining food, fiber, or pasture crops. Drift of CAPTAN 80 DF onto sensitive crops (e.g., D'Anjou Pears) can cause severe phytotoxicity and crop loss.

SPRAY DRIFT MANAGEMENT

Avoiding spray drift at the application site is the responsibility of the applicator. The interaction of many equipment-and-weather-related factors determine the potential for spray drift. The applicator and the grower are responsible for considering all these factors when making decisions.

Apply only as a medium or coarser spray (ASAE standard 572) or a volume mean diameter of 300 microns or greater for spinning atomizer nozzles.

Apply only when the wind speed is 2-10 mph at the application site.

Additional requirements for aerial applications:

The boom length must not exceed 75% of the wingspan or 90% of the rotor blade diameter.

Release spray at the lowest height consistent with efficacy and flight safety. Do not release spray at a height greater than 10 feet above the crop canopy.

When applications are made with a crosswind, the swath will be displaced downwind. The applicator must compensate for this displacement at the downwind edge of the application area by adjusting the path of the aircraft upwind.

Do not make applications into temperature inversions.

Additional requirements for ground boom application:

Do not apply with a nozzle height greater than 4 feet above the crop canopy.

COMPATIBILITY AND PLANT SAFETY

CAPTAN 80 DF can be combined safely and effectively at recommended dosage rates with most commonly used fungicides and insecticides, with the exception of oil and strongly alkaline materials. Alkaline materials such as spray lime, lime-sulfur, and Bordeaux mixture will reduce the fungicidal activity of CAPTAN 80 DF. Do not apply CAPTAN 80 DF in combination with or immediately before or closely following oil sprays. Do not allow oil sprays on adjacent crops to drift onto crops which have been or will shortly be treated with CAPTAN 80 DF. The time factor governing the safe interval between CAPTAN 80 DF and oil sprays varies due to general climatic conditions, therefore, consult local agricultural spray programs and authorities to determine the proper timing. The use of spreaders which cause excessive wetting is not advised. Combinations with solvent formulations of organic phosphates should not be used. Combinations of CAPTAN 80 DF and sulfur should not be used on crops sensitive to sulfur. Used at high rates or in drenching sprays, CAPTAN 80 DF may cause a necrotic spotting of tender, immature leaves of certain varieties of apples, peaches, plums, and cherries. This type of injury is most likely to occur in the early cover sprays during long periods of warm, cloudy, humid weather. To avoid the hazard of leaf spotting under such conditions, use CAPTAN 80 DF and other spray materials at lowest rates and avoid drenching trees.

Observe the most restrictive of the labeling limitations and precautions of all products used in mixtures.

Applications can be made by aircraft or ground power equipment (including concentrate and semi-concentrate equipment). Pour recommended amount of this material into nearly filled spray tank. Add balance of water. Maintain agitation during filling and spraying operations. Do not allow mixture to stand. Do not combine with emulsifiable liquids or wettable powders unless previous experience has proven them to be physically compatible and safe to plants. (Read compatibility and plant safety information).

For aerial or concentrate spray applications, apply the same amount of CAPTAN 80 DF per acre as would normally be applied for dilute spray applications. Apply aerial or concentrate sprays in sufficient water for coverage.

CHEMIGATION STATEMENT

Do not apply this product through any type of irrigation system.

USE PRECAUTIONS

Except as specified, begin applications before or at first sign of disease and repeat as needed to maintain control but observe use limitations.

Unless otherwise specified, application can be made on the day of harvest.

Maximum application is for a crop cycle. Crop cycle is defined as prebloom through postharvest.

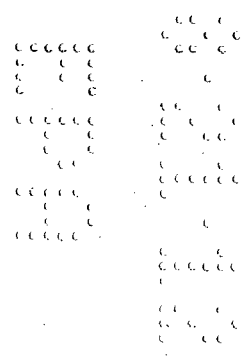
Apply the high rate and/or spray at shorter intervals when climatic conditions most favor disease(s).

Apply the low rate and/or spray at larger intervals when climatic conditions least favor disease(s). If you are unaware of the climatic conditions favorable for disease(s) claimed for the specific use sites, you must consult with your State Agricultural Extension Service to learn of these conditions.

IMPORTANT: Read label carefully. Although most of the directions on this label may be followed nationwide, a few are limited to either the eastern or western U.S. Follow those directions for your growing area where specified.

FRUIT AND NUT CROPS

ALMONDS		
DISEASE	APPLICATION RATE (lbs Product/Acre)	DIRECTIONS
Brown rot twig and blossom blight, Shothole, Scab, Leaf blight, Anthracnose (for control of anthracnose, use in a disease and resistance management program of rotational sprays with other approved materials)	2.5 to 5.6	Apply at popcorn, bloom, petal fall, post petal fall, and full cover sprays. Apply in 20 to 300 gallons of water using ground equipment or in 5 to 20 gallons of water by air. Use 3.75 to 5.6 pounds of product per acre when captan is used alone. To reduce the potential for disease resistance development to other fungicides having a similar spectrum, CAPTAN 80 DF may be used in a tank mix at a rate of 2.5 to 3.75 lbs. product per acre. Almond hulls may be fed to livestock.
RESTRICTIONS: <ul style="list-style-type: none"> Do not apply within 30 days of harvest. Do not apply more than 25 pounds CAPTAN 80 DF per acre per crop cycle. REI is 24 hours. 		



APPLES: (East of the Rockies)		
DISEASE	APPLICATION RATE (lbs Product/Acre)	DIRECTIONS
Primary scab, Black rot (frog-eye), Botrytis blossom-end-rot	5.0	Apply in 20 to 400 gallons of water using ground equipment or in 5 to 20 gallons of water by air. Apply at 5 to 7 day intervals as needed to maintain control in prebloom, bloom, petal fall, and first cover sprays.
Secondary scab, Brooks fruit spot, Sooty blotch, Fly speck, Black rot, Black pox, Botryosphaeria rot, Bitter rot	2.5 to 5.0	Apply in 20 to 400 gallons of water using ground equipment or in 5 to 20 gallons of water by air. Apply at 10 to 14 day intervals in second and later cover sprays.
Powdery mildew		If powdery mildew is a problem, add 6 to 12 pounds sulfur per acre to all postbloom sprays until foliage matures. NOTE: Do not use CAPTAN 80 DF in combination with or closely following or in alternation with wettable sulfur products on sulfur sensitive varieties of apples such as Red Delicious, Staymen, Baldwin, King etc. as severe injury and defoliation may occur.
RESTRICTIONS: <ul style="list-style-type: none"> Do not apply more than 40 pounds of CAPTAN 80 DF per acre per crop cycle. Do not apply more than 5 lbs per acre per application. May be applied up to day of harvest. REI is 24 hours 		

APPLES: (West of the Rockies)		
DISEASE	APPLICATION RATE (lbs Product/Acre)	DIRECTIONS
Primary scab	2.5 to 5.0	Apply in 20 to 400 gallons of water per acre using ground equipment or in 5 to 20 gallons of water by air. To reduce the potential for disease resistance development to other fungicides having a similar spectrum, the lower rate may be used in tank mixtures.
Secondary scab		In midsummer cover sprays, the dosage may be reduced to 2.5 pounds per acre.
(Pacific Northwest): Bull's eye rot, Botrytis rot	3.75	Apply in 20 to 400 gallons of water using ground equipment or in 5 to 20 gallons of water by air. Make 1 or 2 applications with late cover sprays and 1 final spray prior to harvest.
RESTRICTIONS: <ul style="list-style-type: none"> Do not apply more than 40 pounds of CAPTAN 80 DF per acre per crop cycle. Do not apply more than 5 lbs per acre per application. May be applied up to day of harvest. REI is 24 hours. 		

APRICOTS		
DISEASE	APPLICATION RATE (lbs Product/Acre)	DIRECTIONS
Brown rot (twig blight), Jacket rot	1.87 to 3.12	Apply in 20 to 250 gallons of water using ground equipment or in 10 to 20 gallons of water by air. Apply in red bud, bloom, and 75% petal fall sprays. To reduce the potential for disease resistance development to other fungicides having a similar spectrum, use the lower rate in tank mixtures.
RESTRICTIONS: <ul style="list-style-type: none"> Do not apply more than 15.6 pounds CAPTAN 80 DF per acre per crop cycle. May be applied up to day of harvest. REI is 24 hours. 		


BLUEBERRIES: (East of the Rockies)		
DISEASE	APPLICATION RATE (lbs Product/Acre)	DIRECTIONS
Botrytis gray mold or berry rot, Mummy berry	3.12	Apply in sufficient water for thorough coverage or a minimum of 5 gallons of water by air. Start spray program when buds swell or when buds have loose scales. Repeat at 7-day intervals through blossom period. Repeat at 7- to 10-day intervals from late bloom.
RESTRICTIONS: <ul style="list-style-type: none"> Do not apply more than 43.75 pounds CAPTAN 80 DF per acre per crop cycle. May be applied up to day of harvest. The REI is 48 hours. 		

BLUEBERRIES (West of the Rockies)		
DISEASE	APPLICATION RATE (lbs Product/Acre)	DIRECTIONS
Botrytis gray mold or berry rot, Mummy berry	1.25 to 3.12	Apply in 20 to 200 gallons of water by ground or in 5 to 20 gallons of water by air. Begin at mid-bloom, repeat at 7- to 10-day intervals until maturity.
RESTRICTIONS: <ul style="list-style-type: none"> Do not apply more than 43.75 pounds CAPTAN 80 DF per acre per crop cycle. May be applied up to day of harvest. The REI is 48 hours. 		

10/19

BLACKBERRIES, RASPBERRIES, DEWBERRIES (Not registered for use in California)		
DISEASE	APPLICATION RATE (lbs Product/Acre)	DIRECTIONS
Anthracnose, Botrytis, Spur blight	2.5	Apply 2.5 pounds CAPTAN 80 DF per acre when blossoms are in bud (young canes are 8-10 inches long). Make a second application two weeks later. Apply a fall spray after old canes are removed.
Fruit rot	2.5	Apply at early bloom (5-10% bloom) and again at full bloom. Additional applications can be made at 10-14 day intervals as needed. Apply CAPTAN 80 DF as indicated above in 45-100 gallons of water per acre. Use the higher volume as foliage increases.
RESTRICTIONS: <ul style="list-style-type: none"> Do not apply more than 12.5 pounds of CAPTAN 80 DF per acre per season. Do not apply within 3 days of harvest. The REI is 48 hours. 		

CHERRIES: (East of the Rockies)		
DISEASE	APPLICATION RATE (lbs Product/Acre)	DIRECTIONS
Brown rot, Leaf spot, Botrytis rot	2.5	Apply in 20 to 200 gallons of water using ground equipment or in 10 to 20 gallons of water by air. Apply in pre-bloom, bloom, petal fall, shuck, cover and pre-harvest sprays. Applications at 3- to 4-day intervals may be necessary during bloom to control blossom blight. Repeat applications at 7- to 20-day intervals as needed to maintain control up to start of harvest.
Powdery mildew		If powdery mildew is a problem, add 6 lbs. sulfur per acre to the petal fall, shuck, and early cover sprays. If sulfur is added, CAPTAN 80 DF may be reduced to 1.25 pounds per acre in these sprays.
Leaf spot (Post harvest sprays)		Apply in 20 to 200 gallons of water using ground equipment. Apply immediately after harvest and repeat application in 10 to 14 days.
RESTRICTIONS: <ul style="list-style-type: none"> Do not apply more than 17.5 pounds per acre per crop cycle. May be applied up to day of harvest. The REI is 24 hours. 		




CHERRIES: (West of the Rockies)		
DISEASE	APPLICATION RATE (lbs Product/Acre)	DIRECTIONS
Brown rot blossom blight, Brown rot (fruit), Leaf spot	1.87 to 2.5	Apply in 20 to 200 gallons of water using ground equipment or in 10 to 20 gallons of water by air. Apply in pre-bloom, bloom, petal fall, shuck, cover, and pre-harvest sprays.
RESTRICTIONS: <ul style="list-style-type: none"> Do not apply more than 17.5 pounds per acre per crop cycle. May be applied up to day of harvest. The REI is 24 hours. 		

GRAPES: (U.S. except CA)		
DISEASE	APPLICATION RATE (lbs Product/Acre)	DIRECTIONS
Phomopsis cane and leaf spot, Downy mildew, Suppression of black rot	1.25 to 2.5	Apply in 20 to 200 gallons of water using ground equipment or in 7 to 20 gallons water by air when shoots are 1/2 to 1 1/2 inches long, when shoots are 3 to 5 inches long, and when shoots are 9 to 12 inches long. Repeat just before bloom, immediately after bloom, and continue at 10- to 14-day intervals as long as disease conditions persist. Use the lower rate when spraying less susceptible grape varieties or when conditions are less favorable for disease development. Use the higher rate on susceptible grape varieties and during periods of weather highly favorable for disease development.
RESTRICTIONS: <ul style="list-style-type: none"> Do not apply more than 15.0 pounds of CAPTAN 80 DF per acre per crop cycle. May be applied up to day of harvest. The REI is 48 hours. 		

GRAPES: (California only)		
DISEASE	APPLICATION RATE (lbs Product/Acre)	DIRECTIONS
Bunch rot (Botrytis)	2.5	Apply in 20 to 200 gallons of water using ground equipment or in 7 to 20 gallons of water by air. Make 2 applications before bloom and 1 immediately after bloom. Repeat periodically, making 3 cover applications before the bunches close.
Phomopsis cane and leaf spot (current season infection)	2.0 - 2.5	Apply in 20 to 200 gallons of water using ground equipment or apply 2.5 pounds CAPTAN 80 DF per acre in 7 to 20 gallons of water by air. Apply first spray when green tissue begins to show but before shoots are 1 inch long and repeat application when shoots are 6 to 8 inches long.
RESTRICTIONS: <ul style="list-style-type: none"> Do not apply more than 15.0 pounds of CAPTAN 80 DF per acre per crop cycle. May be applied up to day of harvest. The REI is 48 hours. 		

12/19

NECTARINES		
DISEASE	APPLICATION RATE (lbs Product/Acre)	DIRECTIONS
Brown rot, Scab	2.5 to 5.0	<p>Apply in 20 to 250 gallons of water using ground equipment or in 10 to 20 gallons of water by air. To reduce the potential for disease resistance development to other fungicides having a similar spectrum, use the lower rates of Captan 80 DF in tank mixes.</p> <p>Apply in full pink, bloom, petal fall, shuck, cover, and preharvest sprays. Applications at 3- to 4-day intervals may be necessary during bloom to control blossom blight.</p> <p>Repeat application at 7- to 14-day intervals as needed to maintain control. Continue applications throughout harvest if conditions favor brown rot.</p>
Coryneum blight (peach blight, shothole)	2.5 to 5.0	<p>Apply in 20 to 250 gallons of water using ground equipment or in 10 to 20 gallons of water by air.</p> <p>Apply in pink bud, full bloom, petal fall, and cover sprays as necessary, and as a postharvest spray (but before leaves drop).</p>
Powdery mildew	2.5 to 5.0	<p>If powdery mildew is a problem, add 7 1/2 lbs. sulfur per acre to the petal fall, shuck, and early cover spray.</p> <p>If sulfur is added, CAPTAN 80 DF may be reduced to 1.6 pounds per acre in these sprays.</p>
<p>RESTRICTIONS:</p> <ul style="list-style-type: none"> • Do not apply more than 30 pounds per crop cycle (including postharvest sprays). • Pre-harvest sprays may be applied up to day of harvest. • The REI is 24 hours. 		



PEACHES		
DISEASE	APPLICATION RATE (lbs Product/Acre)	DIRECTIONS
Brown rot, Scab	2.5 to 5.0	<p>Apply in 20 to 400 gallons of water using ground equipment or in 10 to 20 gallons of water by air. To reduce the potential for disease resistance development to other fungicides having a similar spectrum, use the lower rates of CAPTAN 80 DF in tank mixes.</p> <p>Apply in full pink, bloom, petal fall, shuck stages, and in cover and pre-harvest sprays.</p> <p>When conditions are favorable, make applications at 3- to 4-day intervals during bloom to control blossom blight. Then repeat application at 7- to 14-day intervals as needed to maintain control. Continue applications through harvest if conditions favor brown rot.</p>
Coryneum blight (peach blight, shothole)	5.0	<p>Apply in 20 to 400 gallons of water using ground equipment or in 10 to 20 gallons of water by air.</p> <p>Apply in pink bud, full bloom, petal fall stages, and cover sprays as necessary and as a post harvest spray (but before leaves drop).</p>
Powdery mildew	2.5 to 5.0	<p>If powdery mildew is a problem, add 12 pounds sulfur per acre to the petal fall, shuck, and early cover spray.</p> <p>If sulfur is added, CAPTAN 80 DF may be reduced to 2.5 pounds per acre in these sprays.</p>
RESTRICTIONS: <ul style="list-style-type: none"> Do not apply more than 40 pounds per acre per crop cycle (including postharvest sprays). Pre-harvest sprays may be applied up to day of harvest. The REI is 24 hours. 		

PLUMS, FRESH PRUNES (East of the Rockies)		
DISEASE	APPLICATION RATE (lbs Product/Acre)	DIRECTIONS
Brown rot	3.75	<p>Apply in 20 to 300 gallons of water using ground equipment or in 10 to 20 gallons of water by air.</p> <p>Apply in full pink, bloom, and petal fall sprays. Repeat applications at 7- to 14-day intervals as needed to maintain control. Continue applications through harvest if conditions favor brown rot.</p> <p>The addition of a neutral spreader has improved coverage.</p>
RESTRICTIONS: <ul style="list-style-type: none"> Do not apply more than 33.75 pounds per acre per crop cycle. May be applied up to day of harvest. The REI is 24 hours. 		

PLUMS, FRESH PRUNES (West of the Rockies)		
DISEASE	APPLICATION RATE (lbs Product/Acre)	DIRECTIONS
Brown rot	2.5 to 3.75	Apply in 20 to 300 gallons of water using ground equipment or in 10 to 20 gallons of water by air. Use lower rates when tank mixes with fungicides of similar spectrum of activity are used. Apply at green bud, popcorn, bloom, and petal fall stages. Repeat in cover sprays as conditions warrant.
Prune russet scab (lacy scab)	2.5 to 3.75	Apply in 20 to 300 gallons of water using ground equipment. Apply at full bloom.
RESTRICTIONS: <ul style="list-style-type: none"> Do not apply more than 33.75 pounds per acre per crop cycle. May be applied up to day of harvest. The REI is 24 hours. 		

STRAWBERRIES		
DISEASE	APPLICATION RATE (lbs Product/Acre)	DIRECTIONS
Botrytis (gray mold), Leaf spot	1.87 to 3.75	Apply by broadcast spray sufficient water for thorough coverage by ground equipment or in 10 to 20 gallons of water by air. Begin applications when new growth starts in the spring and before fruit starts to form. Repeat at 7- to 14-day intervals. Under conditions favorable to fruit rot, continue applications through harvest period treating immediately after each picking.
If applying as a directed/banded spray; use band rate of CAPTAN 80 DF according to the following formula: $\frac{\text{Plant Bed Width (inches)}}{\text{Row Spacing (inches)}} \times \text{Broadcast rate per acre} = \text{Banded rate of CAPTAN 80 DF per acre}$		
RESTRICTIONS: <ul style="list-style-type: none"> Do not apply more than 30 lbs. per acre per year. May be applied up to day of harvest. The REI is 24 hours. 		

PEACH PREPLANT ROOT DIP (California)		
DISEASE	APPLICATION RATE	DIRECTIONS
Preventative pre-plant dip treatment for crown gall	2.5 lbs product	Use CAPTAN 80 DF plus 3.2 pints sodium hypochlorite (5.25% household bleach) per 100 gallons of water. Wash nursery trees to remove soil from roots. Cut off all dormant buds and suckers in crown area and prune root system if necessary. Submerge the entire dormant tree for 5 minutes. Recharge dip during operation at a rate of 3.2 pints diluted sodium hypochlorite per 100 gallons of water.

GRASSES (Ornamental in non pastured areas only)/TURF (Golf course)		
DISEASE	APPLICATION RATE (per 100 gallons of water)	DIRECTIONS
Brown patch, Brown spot (on St Augustine grass) Damping off, Leaf spot, Melting out, Seedling blight	1.25 lbs	Apply 10 gallons of spray per 1 000 square feet Begin when growth starts in Spring. Repeat at 7 to 14 day intervals throughout season. Do not apply more than 5.4 lbs per acre per application. Do not apply more than 10.75 pounds of this product per acre per season Do not graze treated areas or feed clippings to livestock Do not enter or allow others to enter until sprays have dried. Do not apply to Turf in residential areas including homes, apartment buildings, daycare centers, schools, playgrounds, parks, recreational areas, sports fields or other residential areas.

GRASSES (Lawn Seedbeds)/TURF (Sod Farms)		
DISEASE	APPLICATION RATE (per 100 gallons of water)	DIRECTIONS
Damping off and other soil borne diseases	1.25 lbs	Apply 10 gallons of spray per 1 000 square feet. Cultivate into upper 3 to 4 inches before planting. Do not apply more than 5.4 pounds per acre per application. Do not apply more than 10.75 pounds of this product per acre per season. Do not harvest Sod until 48 hours after application.

ROSES		
DISEASE	APPLICATION RATE (per 100 gallons of water)	DIRECTIONS
Black spot, Botrytis blossom blight	1.25 lbs	Begin at first growth or first sign of disease. Repeat at 7 to 14 day intervals and more frequently during frequent rains and heavy dews.

SOIL and GREENHOUSE BENCH TREATMENT		
DISEASE	APPLICATION RATE (per 100 gallons of water)	DIRECTIONS
Preplant treatment for damping off root rot diseases on seedlings or transplants of roses (and other shrubs trees flowers) and lawn seedbeds.	1.25 lbs	Apply 15 gallons of spray per 1,000 square feet. Cultivate into upper 3 to 4 inches of soil before planting. The REI for soil and greenhouse bench treatments is 48 hours. Once the treatment and any seeding or transplanting tasks done as part of the treatment are complete the 48 hr REI begins. EXCEPTION: Once the seeds or transplants are planted in the soil, the Worker Protection Standard allows workers to enter the treated area without restriction if there will be no contact with the soil subsurface.

16/19

POSTHARVEST FRUIT APPLICATION

(For use in mechanical fruit dip operations only. Hand dipping of fruit is prohibited.)

For control of various molds and storage rots (Botrytis, Gleosporium, Rhizopus).

Use as a post harvest dip or spray wash on the following fruits:

Apples, Cherries, Pears; Use 1.6 pounds CAPTAN 80 DF per 100 gallons of water. Apply as a spray or in a dip tank. When used as a dip, recharge wash solution periodically when tank volume is reduced by 25%. Bring water back to volume and add 1.6 pounds CAPTAN 80 DF for each 100 gallons added. At end of every 8-hour shift, empty tank, flush, and charge with fresh dilution. Do not allow tank solution to stand overnight. Maintain continuous agitation during dipping operation.

For post-application fruit dips:

Do not contact or allow others to contact the treated fruit until sprays have dried.

DISPOSAL OF LEFTOVER POSTHARVEST TREATMENT MIXTURE:

Leftover dip or spray mixtures containing Captan may be used as a foliar spray for the same crop in case of apples and cherries (but not pears) as treated by the dip or spray mixture, observing all restrictions such as maximum pounds applied per application and season.

When calculating application rates, if analytical services are not available to determine the exact quantity of Captan remaining in the mixture, assume that the tank still contains 1 3/5 pounds of CAPTAN 80 DF per 100 gallons of water. If the dip or spray mixture contains other pesticides in addition to CAPTAN 80 DF, refer to the product label(s) for information regarding disposal. CAPTAN 80 DF wastes are acutely hazardous to the eyes. Improper disposal of spray or dip tank mixtures is a violation of Federal Law. If the leftover dip or spray mixture cannot be disposed of in the manner prescribed above, contact your State Pesticide or Environmental Control Agency or the Hazardous Waste representative at the nearest EPA Regional Office for guidance concerning the disposal of spent or excess dip tank mixtures.

NON FOOD/ORNAMENTALS

USE PRECAUTIONS - Do not apply spray to ornamental plants beyond the point of drip from the leaf surface. Apply only sufficient mixture to wet the surface of the soil except when the dose is specified in terms of volume of mixture per square foot of area.

Restricted Entry Interval (REI): 48 hours. Workers may not enter the treated area to perform hand labor or other tasks involving contact with anything that has been treated, such as plants, soil or water if they do not wear the early-entry PPE listed Agricultural Use requirements box.

AZALEAS

Damping off of cuttings - Mix 2.5 pounds Captan 80 DF per 107 gallons of water. Dip cuttings in the mixture before bedding.

Petal Blight - Use 1.25 pounds Captan 80 DF per 100 gallons of water. Apply to the soil around the plants just before bloom. Repeat at 7 to 14 day intervals through bloom.

BEGONIAS (Tuberous)

Damping off, tuber rot - Use 2.5 pounds Captan 80 DF per 100 gallons of water. Dip tubers in mixture for 30 minutes, drain and plant.

STORAGE AND DISPOSAL

PROHIBITIONS: Do not contaminate water, food, or feed by storage, disposal, or cleaning of equipment. Open dumping is prohibited. Do not reuse empty container.

PESTICIDE STORAGE: Keep pesticide in original container. Keep container tightly closed when not in use. Protect from excessive heat. Store in a cool, dry place.

PESTICIDE DISPOSAL: Pesticide wastes are acutely hazardous. Improper disposal of excess pesticide, spray mixture, or rinsate is a violation of Federal Law. If these wastes cannot be disposed of by use according to label instructions, contact your State Pesticide or Environmental Control Agency or the Hazardous Waste representative at the nearest EPA Regional Office for guidance.

CONTAINER DISPOSAL:

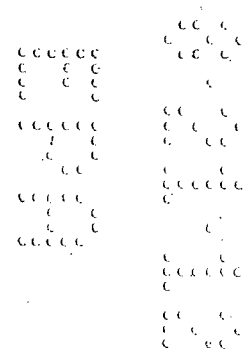
Nonrefillable Container (flexible-bag-all weights): Nonrefillable container. Do not reuse or refill this container. Offer for recycling, if available. Dispose of empty container in a sanitary landfill or by incineration, or, if allowed by State and local authorities, by burning. If burned, stay out of smoke.

Nonrefillable Container (rigid-fifty lbs. or less): Nonrefillable container. Do not reuse or refill this container. Offer for recycling, if available. Clean container promptly after emptying. Triple rinse as follows: Empty the remaining contents into application equipment or a mix tank. Fill the container 1/4 full with water and recap. Shake for 10 seconds. Pour rinsate into application equipment or a mix tank or store rinsate for later use or disposal. Drain for 10 seconds after the flow begins to drip. Repeat this procedure two more times. Dispose of empty container in a sanitary landfill or by incineration, or, if allowed by State and local authorities, by burning. If burned, stay out of smoke.

Nonrefillable Container (rigid-greater than fifty lbs.): Non-refillable container. Do not reuse or refill this container. Offer for recycling, if available. Clean container promptly after emptying. Triple rinse as follows: Empty the remaining contents into application equipment or a mix tank. Fill the container 1/4 full with water. Replace and tighten closures. Tip container on its side and roll it back and forth, ensuring at least one complete revolution, for 30 seconds. Stand the container on its end and tip it back and forth several times. Turn the container over onto its other end and tip it back and forth several times. Empty the rinsate into application equipment or a mix tank or store rinsate for later use or disposal. Repeat this procedure two more times. Dispose of empty container in a sanitary landfill or by incineration, or, if allowed by State and local authorities, by burning. If burned, stay out of smoke.

Refillable Container: Refillable container. Refill this container with captan only. Do not reuse this container for any other purpose. Cleaning the container before final disposal is the responsibility of the person disposing of the container. Cleaning before refilling is the responsibility of the refiller. To clean the container before final disposal, empty the remaining contents from this container into application equipment or mix tank. Fill the container about 10 percent full with water. Agitate vigorously or recirculate water with the pump for 2 minutes. Pour or pump rinsate into application equipment or rinsate collection system. Repeat this rinsing procedure two more times.

FOR 24-HOUR EMERGENCY ASSISTANCE (SPILL, LEAK, OR FIRE), CALL CHEMTREC at 1-800-424-9300.



WARRANTY AND DISCLAIMER STATEMENT

The directions for use of this product are believed to be adequate and must be followed carefully. However, it is impossible to eliminate all risks associated with the use of this product. Such risks may arise from weather conditions, soil factors, off-target movement, unconventional farming techniques, the presence of other materials, the manner of use or application, or other unknown factors, all of which are beyond the control of Albaugh, Inc., and can cause crop injury, injury to non-target crops or plants, ineffectiveness of the product, or other unintended consequences. To the extent consistent with applicable law, all such risks shall be assumed by the user or buyer.

Albaugh, Inc. warrants that this product conforms to the chemical description on the label and is reasonably fit for the purposes stated in the Directions for Use, subject to the inherent risks described above, when used in accordance with the Directions for Use under normal conditions. This warranty does not extend to the use of this product contrary to label instructions or under conditions not reasonably foreseeable to Albaugh, Inc., and is subject to the inherent risks described above.

TO THE EXTENT CONSISTENT WITH APPLICABLE LAW, ALBAUGH, INC. DISCLAIMS ALL OTHER WARRANTIES, EXPRESS OR IMPLIED, INCLUDING ANY WARRANTY OF MERCHANTABILITY OR FITNESS FOR A PARTICULAR PURPOSE. TO THE EXTENT CONSISTENT WITH APPLICABLE LAW, ALBAUGH, INC., MANUFACTURER, AND SELLER DISCLAIM AND SHALL NOT BE LIABLE FOR ANY SPECIAL, INCIDENTAL, INDIRECT, OR CONSEQUENTIAL DAMAGES RESULTING FROM THE USE, HANDLING, APPLICATION, STORAGE, OR DISPOSAL OF THIS PRODUCT OR FOR DAMAGES IN THE NATURE OF PENALTIES, AND THE USER AND BUYER WAIVE ANY RIGHT THAT THEY MAY HAVE TO SUCH DAMAGES. NO AGENT, REPRESENTATIVE OR EMPLOYEE OF ALBAUGH, INC. IS AUTHORIZED TO MAKE ANY WARRANTY, GUARANTEE OR REPRESENTATION BEYOND THOSE CONTAINED HEREIN OR TO MODIFY THE WARRANTIES CONTAINED HEREIN.

TO THE EXTENT CONSISTENT WITH APPLICABLE LAW, THE EXCLUSIVE REMEDY OF THE USER OR BUYER, AND THE TOTAL LIABILITY OF ALBAUGH, INC., MANUFACTURER, AND SELLER, SHALL BE LIMITED TO THE PURCHASE PRICE PAID, OR AT ALBAUGH, INC.'S ELECTION, THE REPLACEMENT OF THE PRODUCT.

