


42750-171

2/14/2008

1/19



U.S. Environmental Protection Agency
Office of Pesticide Programs
Registration Division (7505P)
1200 Pennsylvania Ave., N.W.
Washington, D.C. 20460

EPA Reg.
Number:

42750-171

Date of Issuance:

FEB 14 2008

Term of Issuance: **Conditional**

Name of Pesticide Product:

Quinclorac 4L SWF

NOTICE OF PESTICIDE:

Registration
 Reregistration

(under FIFRA, as amended)

Name and Address of Registrant (include ZIP Code):

Albaugh, Inc.
P.O. Box 2127
Valdosta, GA 31604-2127

Note: Changes in labeling differing in substance from that accepted in connection with this registration must be submitted to and accepted by the Registration Division prior to use of the label in commerce. In any correspondence on this product always refer to the above EPA registration number.

On the basis of information furnished by the registrant, the above named pesticide is hereby registered/reregistered under the Federal Insecticide, Fungicide and Rodenticide Act.

Registration is in no way to be construed as an endorsement or recommendation of this product by the Agency. In order to protect health and the environment, the Administrator, on his motion, may at any time suspend or cancel the registration of a pesticide in accordance with the Act. The acceptance of any name in connection with the registration of a product under this Act is not to be construed as giving the registrant a right to exclusive use of the name or to its use if it has been covered by others.

This product is conditionally registered in accordance with FIFRA section 3(c)(7)(A) provided you agree in writing to:

1. Add an appropriate EPA Establishment number to the label.
2. Revise the Registration Number from 42750-appl to **42750-171**
3. Add appropriate Net Contents information to the label.
4. Revise "clothing" to "clothing/PPE" in the first sentence of the second bullet of the User Safety Recommendations section.

Signature of Approving Official:

James Tompkins, Product Manager (25)
Herbicide Branch, Registration Division (7505P)

Date:

FEB 14 2008

2/19


5. On page 2, revise "issued" to "listed" in the statement "Some materials that are chemical-resistant to this product are issued below."
6. On page 2, add "exist" after "washables" in the statement "If no such instructions for washables, use detergent and hot water."
7. On page 4, revise "4-6 pints per acre of Distinct herbicide" to "4-6 ounces per acre of Distinct herbicide" in the "*" statement and the 3rd footnote.
8. On page 4, revise "Field and Hedge Bindweed Control Recommendations" to "Field and Hedge Bindweed Directions"
9. On page 4, revise the subheading "Control Recommendations" to "Control Directions"
10. On page 5, revise the statements in the section APPLICATION INSTRUCTIONS to the following: "Based on the uses described in this label, QUINCLORAC 4L SWF may be applied by ground application equipment only. QUINCLORAC 4L SWF may be applied using aerial application equipment ONLY when permitted by approved supplemental labeling for this product. The supplemental labeling must be in the possession of the user at the time of aerial application."
11. On page 10, revise "Field and Hedge Bindweed Control Recommendations" to "Field and Hedge Bindweed Directions." This statement occurs twice on this page.
12. On page 11, revise "Field and Hedge Bindweed Control Recommendations" to "Field and Hedge Bindweed Directions"
13. On page 13, revise "should" to "must."
14. On page 13, revise "To the extent allowed by law" to "To the extent consistent with applicable law"
15. On page 13, add "To the extent consistent with applicable law" before the following statements:
 - a. "All such risks shall be assumed by the Buyer"
 - b. "Albaugh Inc makes no other express or implied warranty of fitness...."

The supplemental labeling referred to above and submitted in connection with registration under the Federal Insecticide, Fungicide and Rodenticide Act, as amended, is acceptable, provided you make the following changes before you release the product for shipment.

1. Revise the Registration Number from 42750-xxx to **42750-171**
2. Revise "should" to "must" in the statement "Where states have more stringent regulations, they should be observed" on page 3.

At your next label printing, or within eighteen months of the date of this letter, whichever comes first, you must incorporate this supplemental labeling into the main product labeling.

The basic formulation CSF [dated 1/04/2007] of the product referred to above, submitted in connection with registration under the Federal Insecticide, Fungicide, and Rodenticide Act is acceptable. The basic CSF will be added to your file. Please note that the product chemistry data requirements 830.6317 Storage Stability and 830.6320 Corrosion Characteristics are still pending review. You will submit one (1) copy of your final printed labeling before you release the product for shipment. If these conditions are not complied with, the registration will be subject to cancellation in accordance with FIFRA section 6(e). A stamped copy of labeling is enclosed for your records. If you have any questions, please contact Hope Johnson at 703-305-5410.



James Tompkins
Product Manager (25)
Herbicide Branch
Registration Division (7505P)

3/19

QUINCLORAC 4L SWF Herbicide

For weed control in fallow systems, grass grown for seed, pre-plant wheat (see use directions for geographic limitations), pre-plant and in-crop sorghum, and non-crop areas in the following states: CO, DE, ID, IL, KS, MD, MN, MO, MT, ND, NE, NM, NV, OK, OR, PA, SD, UT, WA, WY, VA and designated counties in TX.

ACTIVE INGREDIENT:

3,7-dichloro-8-quinolinecarboxylic acid 40.0%

OTHER INGREDIENTS: 60.0%

TOTAL: 100.0%

Contains 3.8 pounds of quinclorac per gallon

KEEP OUT OF REACH OF CHILDREN.

CAUTION

FIRST AID

ACCEPTED
with COMMENTS
in EPA Letter Dated

FEB 14 2008

Under the Federal Insecticide,
Fungicide, and Rodenticide Act
as amended, for the pesticide
registered under EPA Reg. No.

42750-171

IF SWALLOWED:

- Call a poison control center or doctor immediately for treatment advice.
- Have person sip a glass of water if able to swallow.
- Do not induce vomiting unless told to do so by a poison control center or doctor.
- Do not give anything by mouth to an unconscious person.

IF ON SKIN OR CLOTHING:

- Take off contaminated clothing.
- Rinse skin immediately with plenty of water for 15-20 minutes.
- Call a poison control center or doctor for treatment advice.

IF IN EYES:

- Hold eye open and rinse slowly and gently with water for 15-20 minutes.
- Remove contact lenses, if present, after first 5 minutes, then continue rinsing eye.
- Call a poison control center or doctor for treatment advice.

IF INHALED:

- Move person to fresh air.
- If person is not breathing, call 911 or an ambulance, then give artificial respiration, preferably by mouth-to-mouth, if possible.
- Call a poison control center or doctor for further treatment advice.

Have the product container or label with you when calling a poison control center or doctor or going for treatment.


In Case of Emergency regarding this product, call: CHEMTREC 800-424-9300

EPA Reg. No. 42750-appl

EPA Est. NO. XXXXX-XX-XXX

NET CONTENTS:

Manufactured For:
ALBAUGH, INC.
ANKENY, IA 50021



4/19

PRECAUTIONARY STATEMENTS

HAZARDS TO HUMANS AND DOMESTIC ANIMALS

CAUTION: Harmful if swallowed or absorbed through the skin. Causes moderate eye irritation. Avoid contact with skin, clothing, or eyes. Avoid breathing vapor or spray mist.

PERSONAL PROTECTIVE EQUIPMENT (PPE)

Applicators and other handlers must wear: Some materials that are chemical-resistant to this product are issued below. If you want more options, follow the instructions for Category A on an EPA chemical resistance category selection chart.

- Long-sleeved shirt and long pants
- Chemical-resistant gloves Category A, such as butyl rubber, natural rubber, neoprene rubber, or nitrile rubber ≥ 14 mils
- Shoes plus socks

Wash thoroughly with soap and water after handling. Discard clothing and other absorbent materials that have been drenched or heavily contaminated with this product's concentrate. Do not re-use them. Follow the manufacturer's instructions for cleaning and maintaining PPE. If no such instructions for washables, use detergent and hot water. Keep and wash PPE separately from other laundry.

ENGINEERING CONTROLS STATEMENT

When handlers use closed systems, enclosed cabs, or aircraft in a manner that meets the requirements listed in the Worker Protection Standard (WPS) for agricultural pesticides [40 CFR 170.240(d)(4-6)], the handler PPE requirements may be reduced or modified as specified in the WPS.

USER SAFETY RECOMMENDATIONS

Users should:

- Wash hands before eating, drinking, chewing gum, using tobacco, or using the toilet.
- Remove clothing immediately if pesticide gets inside. Then wash thoroughly and put on clean clothing.
- Remove PPE immediately after handling this product. Wash the outside of gloves before removing. As soon as possible, wash thoroughly and change into clean clothing.

ENVIRONMENTAL HAZARDS

This chemical has properties and characteristics associated with chemicals detected in groundwater. The use of this chemical where soils are permeable, particularly where the water table is shallow, may result in groundwater contamination. Keep out of lakes, ponds and streams. Do not apply directly to water, areas where surface water is present, or to intertidal areas below the mean high water mark, except as specified on this label for use in rice. Do not contaminate water by cleaning of equipment or disposal of rinsate.

DIRECTIONS FOR USE

It is a violation of Federal law to use this product in a manner inconsistent with its labeling.

Do not apply this product in a way that will contact workers or other persons, either directly or through drift. Only protected handlers may be in the area during application. For any requirements specific to your state or tribe, consult the agency responsible for pesticide regulation.

All applicable directions, restrictions, precautions and Conditions of Sales and Warranty are to be followed. This labeling must be in the user's possession during application.

AGRICULTURAL USE REQUIREMENTS

Use this product only in accordance with its labeling and with the Worker Protection Standard, 40 CFR part 170. This standard contains requirements for the protection of agricultural workers on farms, forests, nurseries, and greenhouses, and handlers of agricultural pesticides. It contains requirements for training, decontamination, notification, and emergency assistance. It also contains specific instructions and exceptions pertaining to the statements on this label about personal protective equipment (PPE), and restricted-entry interval. The requirements in this box only apply to uses of this product that are covered by the Worker Protection Standard.

Do not enter or allow worker entry into treated areas during the restricted entry interval (REI) of 12 hours.

PPE required for early entry to treated areas that is permitted under the Worker Protection Standard and that involves contact with anything that has been treated, such as plants, soil, or water, is:

- Coveralls
- Chemical resistant gloves Category A, such as butyl rubber, natural rubber, neoprene rubber, or nitrile rubber ≥ 14 mils
- Shoes plus socks

STORAGE AND DISPOSAL

Do not contaminate water, food, or feed by storage or disposal.

PESTICIDE STORAGE: Store in cool, dry and well ventilated area. Do not store containers under wet conditions.

PESTICIDE DISPOSAL: Wastes resulting from this product may be disposed of on site or at an approved waste disposal facility.

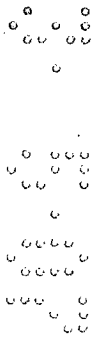
CONTAINER DISPOSAL: Triple rinse (or equivalent). Then offer for recycling or reconditioning, or puncture and dispose of in a sanitary landfill, or incineration, or, if allowed by state and local authorities, by burning. If burned, stay out of smoke.

GENERAL INFORMATION

QUINCLORAC 4L SWF herbicide is intended for use in fallow systems, grass grown for seed, preplant wheat, preplant and in-crop sorghum and non-crop areas. QUINCLORAC 4L SWF is formulated as a aqueous flowable designed for dilution with water and spraying in common agricultural spray equipment. When used as directed, QUINCLORAC 4L SWF will provide suppression or control of weed species listed in Table 1.

Table 1. Target Weeds

Weeds Controlled	Weeds Suppressed*
<u>Annual Grasses</u>	<u>Annual Broadleaves</u>
Barnyard Grass	Kochia
Crabgrass ,large	Lambsquarters ,common
Foxtail ,giant	Ragweed ,commor
,green	,giant
,yellow	Sunflower ,wild
Signalgrass ,broadleaf	Thistle ³ ,Russian
	Velvetleaf



6/19

Weeds Controlled		Weeds Suppressed*	
<u>Annual Broadleaves</u>		<u>Perennial Broadleaves</u>	
Bedstraw	, catchweed (cleavers)	Dandelion	
Clovers		Sowthistle ³	, perennial
Lettuce	, prickly	Spurge ²	, leafy
Morningglory spp.		Thistle ³	, Canada
Flax	, volunteer		
<u>Perennial Broadleaves</u>			
Bindweed ¹	, field , hedge		

*Do not exceed a total of 1.5 pints of QUINCLORAC 4L SWF per acre per calendar year. Apply QUINCLORAC 4L SWF at yellow bract (pre-bloom) or in the fall prior to the first killing frost. For best performance on this species, tank mix 0.75 pints per acre of QUINCLORAC 4L SWF with 4 - 6 pints per acre of Distinct herbicide.

For improved control, add a tank mix partner that is active on listed species.

¹ Refer to the section entitled "Field and Hedge Bindweed Control Recommendations" for use directions.

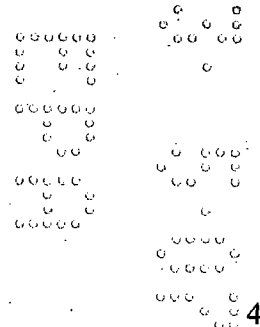
² Use 0.75 - 1.5 pints of QUINCLORAC 4L SWF per acre in non-crop areas for suppression and annual growth control, but do not exceed a total of 1.5 pints of QUINCLORAC 4L SWF per acre per calendar year. Apply QUINCLORAC 4L SWF at yellow bract (pre-bloom) or in the fall prior to the first killing frost. For best performance on this species, tank mix 0.75 pints per acre of QUINCLORAC 4L SWF with 4-6 pints per acre of Distinct herbicide.

³ Use 0.75 pints of QUINCLORAC 4L SWF per acre for suppression and annual growth control, but do not exceed a total of 1.5 pints of QUINCLORAC 4L SWF per acre per calendar year. Apply QUINCLORAC 4L SWF at rosette stage or bud stage. Avoid application when seed stalk is bolting. For best performance on this species, tank mix 0.75 pints per acre of QUINCLORAC 4L SWF with 4-6 pints per acre of Distinct herbicide.

FIELD AND HEDGE BINDWEED

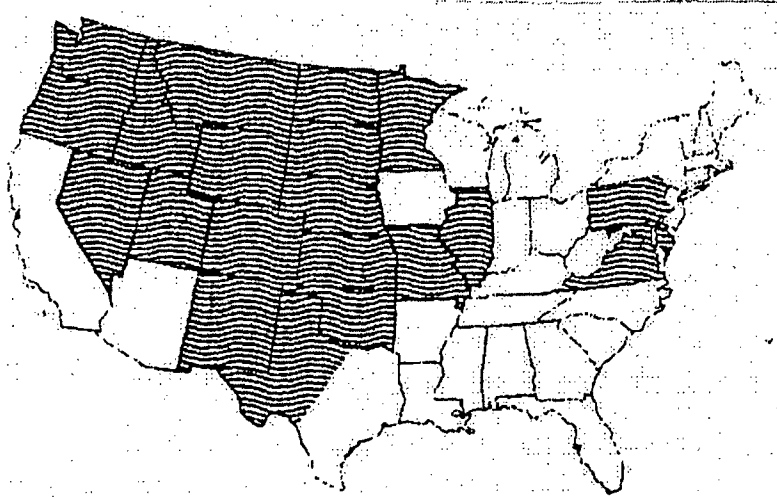
Control Recommendations

For most effective bindweed control, apply QUINCLORAC 4L SWF herbicide in the fall just prior to the first killing frost. Bindweed plants should be actively growing and at least 4 inches long. If tillage is a part of local post-harvest practices, allow a minimum of 30 days for bindweed plants to re-grow after tillage prior to application. For best long term bindweed control, make yearly applications of QUINCLORAC 4L SWF at 0.5 - 0.75 pints per acre in the Fall. Use the higher rate for dense populations or large plants.



7/19

Figure 1. Application Region for QUINCLORAC 4L SWF



QUINCLORAC 4L SWF may be used in the following counties of Texas: Archer, Armstrong, Bailey, Baylor, Borden, Briscoe, Brown, Callahan, Carson, Castro, Chlidress, Clay, Cochran, Coke, Coleman, Collin, Collingsworth, Concho, Cooke, Cottle, Crosby, Dallam, Dawson, Deaf Smith, Denton, Dickens, Donley, Fisher, Floyd, Foard, Garza, Glasscock, Gray, Grayson, Hale, Hall, Hansford, Hardeman, Hartley, Haskell, Hemphill, Hockley, Hutchinson, Jack, Jones, Kent, King, Know, Lamb, Lipscomb, Lubbock, Lynn, McCulloch, Montague, Moore, Motley, Nolan, Chiltree, Oldham, Parmer, Potter, Randall, Roberts, Runnels, Schackelford, Scurry, Sherman, Sterling, Stonewall, Swisher, Taylor, Terry, Throckmorton, Wheeler, Wichita, Wilbarger, Wise, Yoakum, and Young.

Be sure to obtain and follow all Texas state requirements for QUINCLORAC 4L SWF uses.

Mode of Action

QUINCLORAC 4L SWF is a systemic herbicide with plant uptake occurring through both the foliage and roots. Resultant herbicide symptoms on susceptible plants include twisting, stunting, reddening and chlorosis. For annual plants, symptoms may take up to two weeks after application to develop with death occurring in about three weeks. For perennial weeds, symptoms may not be evident for several weeks after application and full effect may not be evident for 3 to 6 months.

Coverage

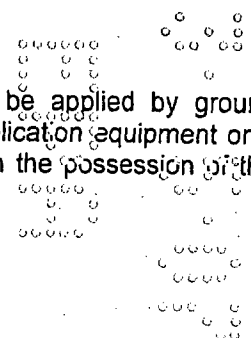
When making postemergence applications, weeds must be thoroughly covered with spray because foliar uptake of QUINCLORAC 4L SWF by the target weed is important for optimum control. Large leaf canopies shelter smaller weeds and can prevent adequate spray coverage.

Cleaning Spray Equipment

Clean spray equipment thoroughly using a strong detergent or commercial sprayer cleaner according to the manufacturer's directions before and after applying this product.

APPLICATION INSTRUCTIONS

Based on the uses described in this label, QUINCLORAC 4L SWF should be applied by ground application equipment. QUINCLORAC 4L SWF may be applied using aerial application equipment only when permitted by supplemental labeling. The supplemental labeling must be in the possession of the user at the time of aerial application.



QUINCLORAC 4L SWF may be applied as either a broadcast or spot spray application. Applications must be made to actively growing weeds.

For most broadleaf weeds, the most effective control will result from applying QUINCLORAC 4L SWF early, when weeds are small. Delaying application permits weeds to exceed the maximum size and may prevent adequate control. In irrigated areas, it may be necessary to irrigate before treatment to ensure active weed growth.

Ground Application (Broadcast)

Water Volume: Use 5-30 gallons of water per broadcast acre. When weed foliage is dense, higher spray volumes may be required.

Spray Pressure: Use a maximum of 30 psi (measured at the boom, not at the pump or in the line).

Application Equipment: Use only nozzles that will produce uniform spray patterns and thorough coverage, spaced up to 20 inches apart. Select nozzles designed to produce minimal amounts of fine spray particles. Do not use controlled droplet applicator (CDA) nozzles as erratic coverage can cause inconsistent weed control. Do not use selective application equipment such as recirculating sprayers or wiper applicators. Drift reduction nozzles such as Delavan® Raindrop Drift Reduction Flat Spray Tip, RF Tips, XR Tee Jet™ Extended range Flat Spray Tips, or other brands of comparable capabilities are recommended.

SPRAY ADDITIVES

To achieve consistent weed control, the use of spray additive(s) with QUINCLORAC 4L SWF is required. The recommended spray additive with QUINCLORAC 4L SWF is methylated seed oil. The use of crop oil concentrate with QUINCLORAC 4L SWF is also permitted. A nitrogen fertilizer source (AMS or UAN) can be added to enhance efficacy, but cannot be used in place of methylated seed oil or crop oil concentrate. Refer to Table 2. Spray Additive Rate Per Acre for spray additive rates.

Table 2. Spray Additive Rate per Acre

SPRAY ADDITIVE	GROUND APPLICATION
Methylated Seed Oil	1.0 – 2.0 pints ²
Crop Oil Concentrate	2.0 pints
AMS ¹	2.5 pounds
UAN Solution ¹	0.5 – 1 gallon
¹ Optional	
² For best grass control, use at least 1.5 pints/acre of Methylated seed oil.	

METHYLATED SEED OIL OR CROP OIL CONCENTRATE:

A methylated seed oil or crop oil concentrate must contain either a petroleum or vegetable oil base and must meet all of the following criteria:

- be non-phytotoxic,
- contain only EPA-exempt ingredients,
- provide good mixing quality in the jar test, and
- be successful in local experience.

The exact composition of suitable products will vary; however, vegetable and petroleum oil concentrates should contain emulsifiers to provide good mixing quality. Highly refined vegetable oils have proven more satisfactory than unrefined vegetable oils.

9/19

For additional information, see Compatibility Test for Mix Components.

For bindweed control in Oklahoma, New Mexico and the designated counties of Texas, the use of methylated seed oil plus AMS is mandatory with QUINCLORAC 4L SWF herbicide when it is applied alone.

NITROGEN FERTILIZER SOURCE:

- Urea ammonium nitrate (UAN): Commonly referred to as 28%, 30%, or 32% nitrogen solution. Do not use brass or aluminum nozzles when spraying UAN.
- Ammonium sulfate (AMS): AMS may be substituted for UAN. Use high-quality AMS (spray grade) to avoid plugging of nozzles. Other sources of nitrogen are not as effective as those mentioned, Albaugh does not recommend applying AMS if applied in less than 10 gallons per acre because of potential problems with precipitation in reduced volumes. Use AMS only if it has been demonstrated to be successful in local experience. Because most nitrogen solutions are mildly corrosive to galvanized, mild steel, and brass spray equipment, rinse the entire spray system with water soon after use. Use high-quality AMS to avoid plugging spray nozzles. The AMS must be readily soluble in water and contain no insoluble materials. Local sources of high-quality, fine, feed-grade AMS may be better than fertilizer grade. Low-quality AMS may contain material that will not readily dissolve, which could result in nozzle tip plugging. To determine AMS quality, perform a jar test adding 1/3 cup of ammonium sulfate to 1 gallon of water and agitate for 1 minute. If any un-dissolved sediment is observed, pre-dissolve the AMS in water and filter before adding it to the spray tank. If the AMS is added directly to the spray tank, add slowly while agitating. Adding the mix too quickly may clog outlet lines.

Nonionic Surfactant:

Alternatively, an 80% active nonionic spray surfactant may only be used when QUINCLORAC 4L SWF is tank mixed with other products that restrict the use of oil additives. However, the use of nonionic surfactant may result in reduced weed control with QUINCLORAC 4L SWF. The standard label recommendation for nonionic surfactant is 1 quart per 100 gallons of water (0.25% vol./vol.). Applications with nonionic surfactant require the addition of a nitrogen fertilizer source.

GENERAL TANK MIXING INFORMATION

Read and follow the applicable Restrictions and Limitations and Directions For Use on all products involved in tank mixing. The most restrictive labeling applies to tank mixes.

Tank Mix Partners/Components

Use the following tank mixes to achieve control of the weeds listed as suppressed in Table 1. The following herbicides may be tank mixed with QUINCLORAC 4L SWF herbicide according to the specific tank mixing instructions in this label and respective product labels. For all recommended tank mixes, use a rate of 0.5 – 0.75 pints per acre of QUINCLORAC 4L SWF.

Albaugh does not recommend using tank mixes other than those listed on Albaugh labeling. Physical incompatibility, reduced weed control, or crop injury may result from mixing QUINCLORAC 4L SWF with other pesticides, additives, or fertilizers. Local agricultural authorities may be a source of information when using other than Albaugh recommended tank mixes.

- 2,4-D
- Atrazine
- Buctril® (bromoxynil)
- Brox 2E (bromoxynil)
- Buctril®/Atrazine (bromoxynil + atrazine)
- Brox AT (bromoxynil + atrazine)
- Clarity® (dicamba)
- Dicamba DMA (dicamba)

10/19

- Cyclone® (paraquat)
- Distinct® (diflufenopyr + dicamba)
- Fallowmaster® (glyphosate + dicamba)
- Fallow Star® (glyphosate + dicamba)
- Frontier® (dimethenamid)
- Gly Star Plus (glyphosate)
- Guardsman® Max (dimethenamid-P+atrazine)
- Landmaster® (glyphosate + 2,4-D)
- Marksman® (dicamba + atrazine)
- Outlook® (dimethenamid-P)
- Peak® (prosulfuron)
- Range Star (dicamba + 2,4-D)
- Roundup® RT (glyphosate)
- Roundup® Ultra (glyphosate)
- Weedmaster® (dicamba + 2,4-D)

Compatibility Test for Mix Components

Add components in the following sequence using 2 teaspoons for each pound or 1 teaspoon for each pint of recommended label rate per acre.

1. Water: For 20 gallons per acre spray volume, use 3-1/3 cups (800 ml) of water. For other spray volumes, adjust rates accordingly. Use only water from the intended source at the source temperature.
2. Products in PVA bags: Cut an opening in the water-soluble PVA bag just large enough to use a teaspoon for measuring purposes. Use the opened water-soluble PVA bag first when preparing spray solution. Cap the jar and invert 10 cycles.
3. Water-dispersible products including QUINCLORAC 4L SWF, such as dry flowables, wettable powders, suspension concentrates, or suspo-emulsions: For the 0.5 pint rate, use 1 teaspoon. For the 0.75 pint rate, use 1.5 teaspoons. Cap the jar and invert 10 cycles.
4. Water-soluble products: Cap the jar and invert 10 cycles.
5. Emulsifiable concentrates: (methylated seed oil or crop oil concentrate when applicable). Cap the jar and invert 10 cycles.
6. Water-soluble additives (AMS or UAN when applicable): Cap the jar and invert 10 cycles.
7. Let the solution stand for 15 minutes.
8. Evaluate the solution for uniformity and stability. The spray solution should not have free oil on the surface, nor fine particles that precipitate to the bottom, nor thick (clabbered) texture. Do not use any spray solution that could clog spray nozzles.

Mixing Order

1. Water. Begin by agitating a thoroughly clean sprayer tank three-quarters full of clean water.
2. Agitation. Maintain constant agitation throughout mixing and application.
3. Inductor. If an inductor is used, rinse it thoroughly after each component has been added.
4. Products in PVA bags: Place any product contained in water-soluble PVA bags into the mixing tank. Wait until all water-soluble PVA bags have fully dissolved and the product is evenly mixed in the spray tank before continuing.
5. Water-dispersible products (including QUINCLORAC 4L SWF herbicide), dry flowables, wettable powders, suspension concentrates, or suspo-emulsions.
6. Water-soluble products.
7. Emulsifiable concentrates (such as oil concentrate when applicable).
8. Water-soluble additives (such as AMS or UAN when applicable).
9. Remaining quantity of water, Maintain constant agitation during application.

GENERAL RESTRICTIONS AND LIMITATIONS

- Maximum seasonal use rate: Do not apply more than a total of 1.5 pints of QUINCLORAC 4L SWF® herbicide per acre, per calendar year.
- Restricted Entry Interval (REI): 12 hours.
- Crop Rotation Restrictions: In case of crop failure, only Spring or Winter wheat or grain sorghum may

be immediately replanted. Do not plant any other crop other than Spring or Winter wheat or grain sorghum for 309 days (10 months) following application. For alfalfa, clover, dry beans, flax, peas, lentils, safflower, Solanaceous crops listed below, and sugarbeets, do not replant for 24 months and conduct a bioassay prior to planting any of these crops.

- Do not apply to weeds or grasses under stress due to lack of moisture, herbicide injury, mechanical injury or cold temperatures, as unsatisfactory control may result.
- Do not apply to crops subjected to stress conditions such as hail damage, flooding, drought, injury from other herbicides, or widely fluctuating temperatures, as crop injury may result.
- Do not use selective application equipment such as recirculating sprayers, wiper applicators, or shielded applicators.
- Rainfast period: QUINCLORAC 4L SWF is rainfast 6 hours after application.
- Wind Speed for Ground Applications; Do not apply QUINCLORAC 4L SWF when wind is blowing more than 10 mph.
- Do not apply QUINCLORAC 4L SWF using aerial equipment unless permitted supplemental labeling.
- Do not apply through any type of irrigation equipment.

DRIFT:

Do not allow QUINCLORAC 4L SWF to drift onto other desirable plants, especially sensitive crops belonging to the following plant families:

1. Solanaceae [tomato, potato, tobacco, eggplant, peppers (Capsicum), among others]
2. Umbelliferae (celery, parsley, carrots, among others)
3. Leguminosae (alfalfa, green bean, among others)
4. Convolvulaceae (sweet potato, among others)
5. Chenopodiaceae (spinach, sugar beet, among others)
6. Malvaceae (okra, among others)
7. Cucurbitaceae (watermelon, cantaloupe, squash, pumpkin, among others)
8. Compositae (lettuce, sunflowers, among others)
9. Linaceae (flax)

- Do not allow spray containing QUINCLORAC 4L SWF to drift onto areas where tomatoes are to be planted, have been planted, or onto emerged tomatoes, as severe injury will occur.
- Do not use QUINCLORAC 4L SWF in tank mixes not specified on this label or Albaugh technical bulletins.
- Do not premix QUINCLORAC 4L SWF with fungicides, herbicides, insecticides, additives, or fertilizers as contamination of mixing equipment and movement of QUINCLORAC 4L SWF to off-site mixing areas can occur.

CROP SPECIFIC INFORMATION

GRASS GROWN FOR SEED

For use in the following grasses grown for seed:

Cool Season Grasses:

- Bromegrass; smooth, meadow, smooth X meadow cross
- European Dunegrass
- Fescue; fine, tall
- Junegrass
- Kentucky Bluegrass
- Quackgrass
- Needlegrass; green

Orchardgrass
Ryegrass; annual, indian, perennial
Wheatgrass; bluebunch, crested, fairway, fairway X crested cross, intermediate, pubescent, siberian, slender, tall, thickspike, western, bluebunch X quack cross
Wildrye; altai, basin, beardless, dariurian, mammoth, Russian

Warm Season Grasses:

Bermudagrass
Bluestem; big, little, sand
Gramma; blue, side-oats
Sandreed; prairie
Switchgrass

Apply QUINCLORAC 4L SWF herbicide at 0.5 pints per acre for control of annual grasses and broadleaf weeds (see Table 1). Apply QUINCLORAC 4L SWF for bindweed control after grass seed harvest and hay removal but before the first killing frost. Refer to the section entitled "Field and Hedge Bindweed Control Recommendations" for use directions,

Tank Mixing Information:

Other registered products may be tank mixed with QUINCLORAC 4L SWF, Read and follow the applicable Restrictions and Limitations and Directions For Use on all products involved in tank mixing. The most restrictive labeling applies to tank mixes.

FALLOW SYSTEMS OR PRE-PLANT WHEAT OR PRE-PLANT SORGHUM
DO NOT use pre-plant wheat in the following states: ID, MT, NV, OR, UT, WA, or WY

QUINCLORAC 4L SWF can be applied in fallow areas or pre-plant wheat (do not apply in ID, MT, NV, OR, UT, WA or WY) or pre-plant grain sorghum at 0.5 pints per acre for control of annual grasses and broadleaf weeds (see Table 1). For bindweed control with QUINCLORAC 4L SWF, refer to the section entitled "Field and Hedge Bindweed Control Recommendations" for use directions. When QUINCLORAC 4L SWF is applied as a Pre-plant treatment in wheat, plant wheat at least 1" deep.

Shallow planting (<1" deep) may result in possible crop injury when wheat is subjected to drought or other stress conditions.

Fallow Tank Mixes:

Other registered products may be tank mixed with QUINCLORAC 4L SWF. Read and follow the applicable Restrictions and Limitations and Directions For Use on all products involved in tank mixing. The most restrictive labeling applies to tank mixes.

- 2,4-D
- Clarity® (dicamba)
- Dicamba DMA® (dicamba)
- Distinct® (diflufenzopyr + dicamba)
- Fallow Star® (glyphosate + dicamba)
- Landmaster® (glyphosate + 2,4-D)
- Roundup RT® (glyphosate)
- Gly Star Plus (glyphosate)
- Roundup Ultra® (glyphosate)

IN-CROP SORGHUM

Apply QUINCLORAC 4L SWF to grain sorghum at 0.5 - 0.75 pints per acre from preemergence to postemergence (to 12 inch tall sorghum) for control of annual grasses and broadleaf weeds. For best annual grass control, QUINCLORAC 4L SWF should be applied at 0.5 - 0.75 pints per acre in a tank mix with atrazine at 0.5-1.0 pound a.i. per acre when weeds are less than 2" tall. Do not use liquid fertilizer as

a carrier for postemergence applications of QUINCLORAC 4L SWF to grain sorghum.

Tabel 3. Tank Mix Use Rate Per Acre with Quinclorac 4L SWF

Herbicide Tank Mix Partner	Fallow and Preplant Wheat	Preplant Sorghum	Post-emerge Sorghum
2,4-D	0.375 - 1.0 lb ai	0.375 - 1.0 lb ai	0.125 - 0.5 lb ai
Atrazine	—	0.5 - 1.0 lb ai	0.5 - 1.0 lb ai
Clarity®	4- 16 oz.	4- 16 oz.	8 oz.
Fallow Star®	22 - 44 oz.	22 - 44 oz.	—
Landmaster®	32 - 54 oz.	32 - 54 oz.	—
Peak®	—	—	0.25 oz.
Roundup® Ultra and Gly Star Plus	12 - 32 oz.	12 - 32 oz.	—
Buctril® and Brox 2E	—	—	16 oz.
Buctril®/Atrazine and Brox -AT	---	---	32 oz.
Guardzman Max®	—	—	40 - 64 oz.

In Oklahoma, New Mexico, and in the designated counties in Texas, apply only 0.75 pints of QUINCLORAC 4L SWF per acre to in-crop sorghum.

NONCROP AREAS (ROADSIDES, FENCELINES AND RIGHTS-OF-WAY)

QUINCLORAC 4L SWF may be applied to non-crop areas such as fence lines, roadsides, highway medians, utilities, railroad and pipeline rights-of-way. QUINCLORAC 4L SWF may be applied to non-cropland areas for the control of certain weeds in the Noxious Weed Control Programs, Districts or Areas including broadcast or spot treatments. Use 0.5 - 0.75 pints of QUINCLORAC 4L SWF per acre for control of annual weeds, or 0.75 - 1.5 pints per acre for other perennial weeds (see Table I), but do not exceed a total of 1.5 pints of QUINCLORAC 4L SWF per acre per calendar year. For bindweed control with QUINCLORAC 4L SWF, refer to the section entitled "Field and Hedge Bindweed Control Recommendations" for use directions.

Non-Crop Tank Mixes:

Other registered products may be tank mixed with QUINCLORAC 4L SWF. Read and follow the applicable Restrictions and Limitations and Directions For Use on products involved in tank mixing. The most restrictive labeling applies to tank mixes.

- 2,4-D
- Clarity® (dicamba)
- Dicamba DMA (dicamba)
- Distinct® (diflufenzopyr + dicamba)
- Roundup® RT (glyphosate)
- Roundup® Ultra (glyphosate)
- Gly Star Plus (glyphosate)

Crop-Specific Restrictions and Limitations

- Do not allow livestock to graze in treated areas.
- Do not harvest hay from treated areas within 309 days after application.
- Do not feed treated grasses, forage, hay, silage, straw, seed nor seed screenings to livestock.
- Do not apply to water or to areas where surface water is present.
- Do not apply to irrigation ditches or areas that act as a channel for water entering cropland.

Crops:

This product can be used on the following crops:

- Fallow Systems
- Grass Grown for Seed
- Grain Sorghum
- Wheat (pre-plant)

Look inside for complete Restrictions and Limitations and Application Instructions:

WEEDS LISTED IN THIS LABEL	
Common Name	Scientific Name
Barnyardgrass	<i>Echinochloa crus-galli</i>
Bedstraw/cleavers	<i>Galium aparine</i>
Bindweed, Field hedge	<i>Convolvulus arvensis</i> <i>Calystegia sepium</i>
Broadleaf signalgrass	<i>Brachiaria platyphylla</i>
Clover, crimson red white	<i>Trifolium incarnatum</i> <i>Trifolium pratense</i> <i>Trifolium repens</i>
Crabgrass, large	<i>Digitaria sanguinalis</i>
Dandelion	<i>Taraxacum officinale</i>
Foxtail, giant green yellow	<i>Setaria faberi</i> <i>Setaria glauca</i> <i>Setaria viridis</i>
Kochia	<i>Kochia scoparia</i>
Lambsquarters, common	<i>Chenopodium album</i>
Lettuce, prickly	<i>Lactuca seriola</i>
Morningglory	<i>Ipomea spp.</i>
Ragweed, common giant	<i>Ambrosia artemisiifolia</i> <i>Ambrosia trifida</i>
Signalgrass, broadleaf	<i>Brachiaria platyphylla</i>

15/19

WEEDS LISTED IN THIS LABEL	
Common Name	Scientific Name
Sowthistle	<i>Sonchus oleraceus</i>
Spurge	<i>Euphorbia spp.</i>
Sunflower, wild	<i>Helianthus annuus</i>
Thistle, Canada Russian	<i>Cirsium arvense</i> <i>Salsola iberica</i>
Velvetleaf	<i>Abutilon theophrasti</i>
Volunteer Flax	<i>Linum sp.</i>

CONDITIONS OF SALE AND WARRANTY

The Directions For Use of this product reflect the opinion of experts based on field use and tests. The directions are believed to be reliable and should be followed carefully. However, it is impossible to eliminate all risks inherently associated with use of this product. Crop injury, ineffectiveness or other unintended consequences may result because of such factors as weather conditions, presence of other materials, or use of the product in a manner inconsistent with its labeling, all of which are beyond the control of Albaugh, Inc. or the Seller. All such risks shall be assumed by the Buyer.

Albaugh, Inc. warrants that this product conforms to the chemical description on the label and is reasonably fit for the purposes referred to in the Directions For Use, subject to the inherent risks, referred to above.

ALBAUGH, INC. MAKES NO OTHER EXPRESS OR IMPLIED WARRANTY OF FITNESS OR MERCHANTABILITY OR ANY OTHER EXPRESS OR IMPLIED WARRANTY. TO THE EXTENT ALLOWED BY LAW, IN NO CASE SHALL ALBAUGH, INC. OR THE SELLER BE LIABLE FOR CONSEQUENTIAL, SPECIAL OR INDIRECT DAMAGES RESULTING FROM THE USE OR HANDLING OF THIS PRODUCT. Albaugh, Inc. and the Seller offer this product, and the Buyer and User accept it, subject to the foregoing Conditions of Sale and Warranty which may be varied only by agreement in writing signed by a duly authorized representative of Albaugh, Inc.

16/19

FEB 14 2008

Under the Federal Insecticide,
Fungicide, and Rodenticide Act
as amended, for the pesticide
registered under EPA Reg. No.

QUINCLORAC 4L SWF
EPA Reg. No. 42750-xxx

42750-171

Supplemental Label for Use in Aerial Application

All applicable directions, restrictions, precautions and Conditions of Sale and Warranty on the EPA registered label are to be followed.

This labeling must be in the possession of the user at the time of application.

DIRECTIONS FOR USE

It is a violation of federal law to use this product in a manner inconsistent with its labeling.

APPLICATION INSTRUCTIONS

Applications must be made to actively growing weeds as broadcast applications at 0.3 – 0.5 pints of QUINCLORAC 4L SWF herbicide per acre in 3-10 gallons of water per acre.

For most broadleaf weeds, the most effective control will result from applying QUINCLORAC 4L SWF early, when weeds are small. Delaying application permits weeds to exceed the maximum size and may prevent adequate control.

In all irrigated areas, it may be necessary to irrigate before treatment to ensure active weed growth. In all aerial applications, read and adhere to all drift management guidelines in this labeling.

Due to the possible presence of endangered plant species that might be impacted by air applications of QUINCLORAC 4L SWF, do not apply QUINCLORAC 4L SWF by air in the counties listed in Table 1.

Spray Exposure to Flaggers

Personnel working on the ground to help guide aerial applications must avoid contact with spray mist and must wear personal protective equipment and protective eyewear.

ADDITIVES

To achieve consistent weed control, methylated seed oil or crop oil concentrate is required. AMS or UAN can be added to enhance efficacy, but cannot be used in place of methylated seed oil or crop oil concentrate. See Table 1. Additive Rates Per Acre for more information. Consult your local Albaugh representative for recommendations for your area.

Table 1. Additive Rate Per Acre

ADDITIVE	AERIAL APPLICATION
Methylated Seed Oil	1.0 – 2.0 ² pints
Crop Oil Concentrate	2.0 pints
UAN Solution ¹	0.5 gallons
AMS, Liquid ¹	1.5 quarts

¹ Optional

² For best grass control, use at least 1.5 pints/acre of MSO.

17/19

TANK MIXES

Consult the EPA approved QUINCLORAC 4L SWF labeling for information for tank mixing with other registered products.

Table 1.

Due to the possible presence of endangered plant species that might be impacted by air application of QUINCLORAC 4L SWF herbicide, do not apply QUINCLORAC 4L SWF by air in the following counties.

STATE	COUNTIES
Colorado	Boulder, Delta, Garfield, Jefferson, La Plata, Mesa, Montezuma, Montrose, Morgan, Rio Blanco, San Miguel, Weld
Idaho	Idaho, Kootenai, Latah
Kansas	Allen, Anderson, Atchison, Bourbon, Coffey, Crawford, Douglas, Franklin, Jackson, Jefferson, Johnson, Leavenworth, Linn, Lyon, Miami, Neosho, Osage, Pottawatomie, Riley, Shawnee
Montana	Lake, Missoula
Nebraska	Box Butte, Cherry, Garden, Hall, Lancaster, Morrill, Seward, Sheridan
New Mexico	Chaves, Dona Ana, Eddy, San Miguel
North Dakota	Ransom, Richland
Oklahoma	Choctaw, Craig, Rogers
Oregon	Benton, Clackamas, Coos, Douglas, Harney, Klamath, Lane, Linn, Marion, Polk, Wallowa, Washington, Yamhill
South Dakota	Bennett, Brookings, Brown, Clay, Coddington, Day, Deuel, Grant, Lincoln, Minnehaha, Moody, Roberts, Todd, Turner, Union, Yankton
Texas	Bandera, Brazos, Burleson, Coke, El Paso, Fort Bend, Freestone, Harris, Hays, Hudspeth, Jim Wells, Kerr, Kimble, Kleberg, Leon, Live Oak, Madison, Mitchell, Nueces, Pecos, Refugio, Robertson, Runnels, San Patricio, Starr, Uvalde, Washington
Utah	Cache, Carbon, Duchesne, Emery, Garfield, Kane, Salt Lake, San Juan, Sanpete, Sevier, Tooele, Uintah, Utah, Washington, Wayne, Weber
Washington	Chelan, Clark, Cowlitz, Island, Spokane

DRIFT MANAGEMENT

Avoiding spray drift at the application site is the responsibility of the applicator. The interaction of many equipment-and-weather-related factors determine the potential for spray drift. The applicator and the grower are responsible for considering all these factors when making decisions. The following drift management requirements must be followed to avoid off-target drift movement from aerial applications

to agricultural field crops. These requirements do not apply to forestry applications, public health uses or to applications using dry formulations.

1. The distance of the outer most nozzles on the boom must not exceed 3/4 the length of the wingspan or rotor,
2. Nozzles must always point backward parallel with the air stream and never be pointed downward more than 45 degrees. Where states have more stringent regulations, they should be observed.

The applicator should be familiar with and take into account the information covered in the Aerial Drift Reduction Advisory Information.

Importance of Droplet Size

The most effective way to reduce drift potential is to apply large droplets. The best drift management strategy is to apply the largest droplets that provide sufficient coverage and control. Applying larger droplets reduces drift potential, but will not prevent drift if applications are made improperly, or under unfavorable environmental conditions (see Wind, Temperature and Humidity, and Temperature Inversion section of this label).

Controlling Droplet Size

Volume - use high flow rate nozzles to apply the highest practical spray volume. Nozzles with higher rated flows produce larger droplets. Apply QUINCLORAC 4L SWF* herbicide in 3-10 gallons spray volume per acre.

Pressure - Use the lower spray pressures recommended for the nozzle. Higher pressure reduces droplet size and does not improve canopy protection. When higher flow rates are needed, use higher flow rate nozzles instead of increasing pressure. Use a maximum of 40 psi (measured at the boom, not at the pump or in the line).

Number of Nozzles - Use the minimum number of nozzles that provide uniform coverage.

Nozzle Orientation - Orienting nozzles so that the spray is released backward (the downward angle of the nozzles on fixed wing aircraft should not be greater than 20°) or parallel to the airstream on helicopters, will produce larger droplets than other orientations. Significant deflection from the horizontal will reduce droplet size and increase drift potential

Nozzle Type - Use a nozzle type that is designed for the intended application. With most nozzle types, narrower spray angles produce larger droplets. Consider using low-drift nozzles. Some nozzle examples are CP Lund or flat fans with angles of 25°-65°. Solid stream nozzles oriented straight back produce larger droplets than other nozzle types. If using nozzle screens, do not use screens finer than the 50 mesh size as nozzle plugging is possible.

Boom Length - For some use patterns, reducing the effective boom length to less than 3/4 of the wingspan or rotor length may further reduce drift without reducing swath width.

Application - Applications should not be made at a height greater than 10 feet above the top of the largest plants unless a greater height is required for aircraft safety. Making applications at the lowest height that is safe reduces exposure of droplets to evaporation and wind.

Swath Adjustment

When applications are made with a cross-wind, the swath will be displaced downwind. Therefore, on the

19/19

up and downwind edges of the field, the applicator must compensate for this displacement by adjusting the path of the aircraft upwind. Swath adjustment distance should increase, with increasing drift potential (higher wind, smaller drops, etc.).

Wind

Drift potential is lowest between wind speeds of 2-10 mph. However, many factors, including droplet size and equipment type, determine drift potential at any given speed. Application should be avoided below 2 mph due to variable wind direction and high inversion potential. Do not apply QUINCLORAC 4L SWF when wind is blowing more than 8 mph. Note: Local terrain can influence wind patterns. Every applicator should be familiar with local wind patterns and how they affect drift.

Temperature and Humidity

When making applications in low relative humidity, set equipment up to produce larger droplets to compensate for evaporation. Droplet evaporation is most severe when conditions are both hot and dry.

Temperature Inversions

Applications should not occur during a temperature inversion, because drift potential is high. Temperature inversions restrict vertical air mixing, which causes small suspended droplets to remain in a concentrated cloud. This cloud can move in unpredictable directions due to the light variable winds common during inversions. Temperature inversions are characterized by increasing temperatures with altitude and are common on nights with limited cloud cover and light to no wind. They begin to form as the sun set and often continue into the morning. Their presence can be indicated by ground fog; however, if fog is not present, inversions can also be identified by the movement of smoke from a ground source or an aircraft smoke generator. Smoke that layers and moves literally in a connected cloud (under low wind conditions) indicates an inversion, while smoke that moves upwards and rapidly dissipates indicates good vertical air mixing.

Sensitive Areas

The pesticide should only be applied when the potential for drift to adjacent sensitive areas (e.g., residential areas, bodies of water, known habitat for threatened or endangered species, nontarget crops) is minimal (e.g. when wind is blowing away from the sensitive areas).

EPA Reg. No. 42750-xxx

Manufactured For:
Albaugh, Inc.
Ankeny, IA 50021