

42750-166

3/19/2010

1 of 30



UNITED STATES ENVIRONMENTAL PROTECTION AGENCY
WASHINGTON, D.C. 20460

OFFICE OF
PREVENTION, PESTICIDES AND
TOXIC SUBSTANCES

Morris Gaskins
Registrations Manager
Albaugh, Inc.
P.O. Box 2127
Valdosta, GA 31604

MAR 19 2010

Dear Mr. Gaskins:

SUBJECT: Myclobutanil 20EW T&O
EPA Registration Number 42750-166
OPPIN Decision Number 423504
Your Submission of October 21, 2009

The amendment referred to above, submitted in connection with registration under section (3) of the Federal Insecticide, Fungicide and Rodenticide Act (FIFRA) is acceptable provided that you make the following changes:

Page 1 and page 6 – Non-WPS Uses

Change item 2 to "Chemical-resistant gloves made from barrier laminate." and make "Shoes plus socks." item number three.

Page 7 – Container Disposal :

Since the Net Contents statement lists container sizes of 1 quart and 1 gallon, change
"Non-refillable containers (1,2.5, 30 and 55 gallon):" to "Non-refillable containers one gallon or less:".
Delete subsequent references to larger containers.

Page 7 – Use Directions for Turfgrass - General Information:

In the paragraph beginning "In non-residential turfgrass . . ." change
". . . applied in a preventative disease control program . . ." to
". . . applied in a preventive disease control program . . ."

Page 12 – Non-Residential Turfgrass Table:

In the top row of the Dollar Spot instructions, change the entry in the application interval column from 7 days to 14 days.
In the bottom row of the Dollar Spot instructions, change the entry in the Myclobutanil 20EW T&O (fl oz/1000 sq ft) from 1-2.4 to 1.0-2.4.

Pages 12 through 14 – Non-Residential Turfgrass Table:

Repeat the entry in the Restrictions table on page 12 “Restrictions: Do not apply more than 13.8 fl oz . . . (1.95 lb myclobutanil per acre).” at the top of the Restrictions column on page 13 and page 14.

Pages 15 and 16 – Residential Turfgrass Table:

Repeat the entry in the Restrictions table on page 15 “Restrictions: Do not apply more than 13.8 fl oz . . . (1.95 lb myclobutanil per acre).” at the top of the Restrictions column on page 16.

Page 16 – Use Directions for Landscape, Greenhouse and Nursery Ornamentals:

In the sentence beginning “For dilute application sprays . . .” change the sentence:

“For dilute sprays (>100 gallons per acre) applied to ornamental plants in greenhouses, field-grown plantings or in commercial and residential landscapes, apply MYCLOBUTANIL 20EW T&O at the rate of 6 to 12 fluid ounces per 100 gallons of spray volume on a 10 to 14 day application schedule, unless otherwise directed.

to:

For dilute sprays (>100 gallons per acre) applied to ornamental plants in greenhouses, field-grown plantings or in commercial and residential landscapes, apply MYCLOBUTANIL 20EW T&O at the rate of 6 to 12 fluid ounces per 100 gallons of spray volume on a 10 to 14 day application schedule, unless otherwise directed.

Pages 18 through 22 – Use Directions for Ornamentals:

Change the column heading “Specific Instructions” to “Crop-Specific Instructions” for all five pages.

Change the column heading “Restrictions” to “Crop-Specific Restrictions” for all five pages.

Throughout the table, add “none” in each of the empty boxes in the two columns on the right.

Page 27 – Limitation of Remedies:

At the beginning of the first paragraph, change “To the extent allowed by law . . .” to “To the extent consistent with applicable law . . .”

At the beginning of the second paragraph, change “To the extent allowed by law . . .” to “To the extent consistent with applicable law . . .”

You must submit one (1) copy of the final printed label before you release the product for shipment. Products shipped after 12 months from the date of this letter or the next printing of the label whichever occurs first, must bear the new revised label.

A stamped copy of the label is enclosed for your records. If you have any questions, please contact Lisa Jones of my team by phone at (703) 308-9424 or jones.lisa@epa.gov.

Sincerely,



Shaja B. Joyner
Product Manager (20)
Fungicide Branch
Registration Division (7505P)

Enclosure: Stamped label

40f30

BASE LABEL:

MYCLOBUTANIL 20EW T&O

A systemic, protectant and curative fungicide for disease control in turfgrass, landscape ornamentals, greenhouse and nursery ornamentals, apples, stonefruit and grapes

ACTIVE INGREDIENT

Myclobutanil: alpha-butyl-alpha-(chlorophenyl)-1H-1,2,4, triazole-1-propanenitrile.. . . .	19.7%
OTHER INGREDIENTS:	80.3%
TOTAL:	100.0%

Contains Petroleum Distillates
Contains 1.67 pounds of active ingredient per gallon

KEEP OUT OF REACH OF CHILDREN

CAUTION

Refer to Inside of label booklet for Precautionary Statements and Directions for Use including Storage and Disposal.


FIRST AID	
IF IN EYES:	Hold eye open and rinse slowly and gently with water for 15-20 minutes. Remove contact lenses, if present after the first 5 minutes, then continue rinsing eye. Call a poison control center or doctor for treatment advice.
IF SWALLOWED:	Immediately call a poison control center or doctor. Do not induce vomiting unless told to do so by a poison control center or doctor. Do not give any liquid to the person. Do not give anything by mouth to an unconscious person.
IF ON SKIN OR CLOTHING:	Take off contaminated clothing. Rinse skin immediately with plenty of water for 15-20 minutes. Call a poison control center or doctor for treatment advice.
Note to Physician: Contains petroleum distillate – vomiting may cause aspiration pneumonia.	
Have the product container or label with you when calling a poison control center or doctor, or going for treatment. You may contact CHEMTREC toll free at 1-800-424-9300 day or night, for emergency treatment information.	

EPA Reg. No. 42750-166

EPA Est. No. xxxxxx-xx-xxx

NET CONTENTS: 1 quart, 1 gallon

Manufactured For:
Albaugh, Inc.
1525 NE 36th Street
Ankeny, IA 50021



ACCEPTED
with **COMMENTS**
In EPA Letter Dated:
MAR 19 2010
Under the Federal Insecticide,
Fungicide, and Rodenticide Act,
as amended, for the pesticide
registered under EPA Reg. No.

42750-166

PRECAUTIONARY STATEMENTS
HAZARDS TO HUMANS AND DOMESTIC ANIMALS

CAUTION

Causes moderate eye irritation. Harmful if swallowed or absorbed through the skin. Avoid contact with skin, eyes or clothing. Wash thoroughly with soap and water after handling, and before eating, drinking, chewing gum, using tobacco, or using toilet.

PERSONAL PROTECTIVE EQUIPMENT (PPE)

WPS Uses: Applicators and other handlers who handle this pesticide for any use covered by the Worker Protection Standard (40 CFR Part 170 must wear:

- 1. Long-sleeved shirt and long pants
- 2. Chemical-resistant gloves made from barrier laminate
- 3. Shoes plus socks

Non-WPS Uses: Applicators and other handlers who handle this pesticide for any use NOT covered by the Worker Protection Standard (40 CFR Part 170) must wear:

- 1. Long-sleeved shirt and long pants
- 2. Shoes plus socks

USER SAFETY REQUIREMENTS

Follow manufacturer's instructions for cleaning/ maintaining PPE. If no such instructions for washables exists, use detergent and hot water. Keep and wash PPE separately from other laundry.

ENGINEERING CONTROLS

When handlers use closed systems, enclosed cabs or aircraft in a manner that meet the requirements listed in the Worker Protection Standards (WPS) for agricultural pesticides [40 CFR 170.240(d) (4-6)], the handler PPE requirements may be reduced or modified as specified in the WPS.

USER SAFETY RECOMMENDATIONS

Users should:


- 1. Wash hands before eating, drinking, chewing gum, using tobacco or using the toilet.
- 2. Remove clothing/ PPE immediately if pesticide gets inside. Then wash thoroughly and put on clean clothing.
- 3. Remove PPE immediately after handling this product. Wash the outside of gloves before removing. As soon as possible, wash thoroughly and change into clean clothing

PHYSICAL AND CHEMICAL HAZARDS

Flammable. Keep away from heat and open flame.

ENVIRONMENTAL HAZARDS

Do not apply directly to water or to areas where surface water is present, or to intertidal areas below the mean high water mark. Do not contaminate water when disposing of equipment washwaters or rinsate. Do not apply when weather conditions favor drift or runoff from areas treated.



leaf 30


AGRICULTURAL USE REQUIREMENTS

Use this product only in accordance with its labeling and with the Worker Protection Standard, 40 CFR part 170. Refer to the label booklet under "Agricultural Use Requirements" in the Directions for Use section for information about this standard.

NOTICE: Read the entire label. Use only according to label instructions. Before using this product, read Warranty Disclaimer, Inherent Risks of Use, and Limitations of Remedies at end of label booklet. If terms are unacceptable, return at once unopened.

Agricultural Chemical: Do not ship or store with food, feeds, drugs or clothing.

SHAKE WELL BEFORE USING



70230

BOOKLET LABEL:

MYCLOBUTANIL 20EW T&O

A systemic, protectant and curative fungicide for disease control in turfgrass, landscape ornamentals, greenhouse and nursery ornamentals, apples, stonefruit and grapes

ACTIVE INGREDIENT

Myclobutanil: alpha-butyl-alpha-(chlorophenyl)-1H-1,2,4, triazole-1-propanenitrile.. . . . 19.7%

OTHER INGREDIENTS: 80.3%

TOTAL: 100.0%

Contains Petroleum Distillates

Contains 1.67 pounds of active ingredient per gallon

KEEP OUT OF REACH OF CHILDREN

CAUTION

Refer to Inside of label booklet for Precautionary Statements and Directions for Use including Storage and Disposal.

FIRST AID	
IF IN EYES:	Hold eye open and rinse slowly and gently with water for 15-20 minutes. Remove contact lenses, if present after the first 5 minutes, then continue rinsing eye. Call a poison control center or doctor for treatment advice.
IF SWALLOWED:	Immediately call a poison control center or doctor. Do not induce vomiting unless told to do so by a poison control center or doctor. Do not give any liquid to the person. Do not give anything by mouth to an unconscious person.
IF ON SKIN OR CLOTHING:	Take off contaminated clothing. Rinse skin immediately with plenty of water for 15-20 minutes. Call a poison control center or doctor for treatment advice.
Note to Physician: Contains petroleum distillate – vomiting may cause aspiration pneumonia.	
Have the product container or label with you when calling a poison control center or doctor, or going for treatment. You may contact CHEMTREC toll free at 1-800-424-9300 day or night, for emergency treatment information.	

EPA Reg. No. 42750-166

EPA Est. No. xxxxxx-xx-xxx

NET CONTENTS: 1 quart, 1 gallon

Manufactured For:
Albaugh, Inc.
1525 NE 36th Street
Ankeny, IA 50021


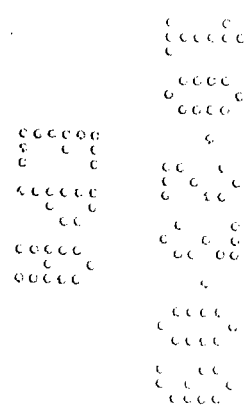


Table of Contents

- First Aid
- Precautionary Statements
- Hazards to Humans and Domestic Animals
- Personal Protective Equipment (PPE)
- User Safety Recommendations
- Environmental Hazards
- Directions for Use
- Agricultural Use Requirements
- Storage and Disposal
- General Information
- Mixing Procedures
- Application Procedures
- Use Directions for Turfgrass
- Use Directions for Landscape, Greenhouse and Nursery Ornamentals
- Use Directions for Home Orchards, Vineyards, or Fruit Trees
- Apples
- Stone Fruit
- Grapes
- Terms and Conditions of Use
- Warranty Disclaimer
- Inherent Risks of Use
- Limitation of Remedies



PRECAUTIONARY STATEMENTS

HAZARDS TO HUMANS AND DOMESTIC ANIMALS

CAUTION

Causes moderate eye irritation. Harmful if swallowed or absorbed through the skin. Avoid contact with skin, eyes or clothing. Wash thoroughly with soap and water after handling, and before eating, drinking, chewing gum, using tobacco, or using toilet.

PERSONAL PROTECTIVE EQUIPMENT (PPE)

WPS Uses: Applicators and other handlers who handle this pesticide for any use covered by the Worker Protection Standard (40 CFR Part 170 must wear:

- 1. Long-sleeved shirt and long pants
- 2. Chemical-resistant gloves made from barrier laminate
- 3. Shoes plus socks

Non-WPS Uses: Applicators and other handlers who handle this pesticide for any use NOT covered by the Worker Protection Standard (40 CFR Part 170) must wear:

- 1. Long-sleeved shirt and long pants
- 2. Shoes plus socks

USER SAFETY REQUIREMENTS

Follow manufacturer's instructions for cleaning/ maintaining PPE. If no such instructions for washables exists, use detergent and hot water. Keep and wash PPE separately from other laundry.

ENGINEERING CONTROLS

When handlers use closed systems, enclosed cabs or aircraft in a manner that meet the requirements listed in the Worker Protection Standards (WPS) for agricultural pesticides [40 CFR 170.240(d) (4-6)], the handler PPE requirements may be reduced or modified as specified in the WPS.

USER SAFETY RECOMMENDATIONS

Users should:

- 1. Wash hands before eating, drinking, chewing gum, using tobacco or using the toilet.
- 2. Remove clothing/PPE immediately if pesticide gets inside. Then wash thoroughly and put on clean clothing.
- 3. Remove PPE immediately after handling this product. Wash the outside of gloves before removing. As soon as possible, wash thoroughly and change into clean clothing

PHYSICAL AND CHEMICAL HAZARDS

Flammable. Keep away from heat and open flame.

ENVIRONMENTAL HAZARDS

Do not apply directly to water or to areas where surface water is present, or to intertidal areas below the mean high water mark. Do not contaminate water when disposing of equipment washwaters or rinsate. Do not apply when weather conditions favor drift or runoff from areas treated.

DIRECTIONS FOR USE

Shake Well Before Using

It is a violation of Federal law to use this product in a manner inconsistent with its labeling. Read all Directions for Use carefully before applying.

Do not apply this product in a way that will contact workers or other persons, either directly or through drift. Only protected handlers may be in the area during application. For any requirements specific to your state or tribe, consult the agency responsible for pesticide regulation.

AGRICULTURAL USE REQUIREMENTS

Use this product only in accordance with its labeling and with the Worker Protection Standard, 40 CFR part 170. This Standard contains requirements for the protection of agricultural workers on farms, forests, nurseries, and greenhouses, and handlers of agricultural pesticides. It contains requirements for training, decontamination, notification, and emergency assistance. It also contains specific instructions and exceptions pertaining to the statements on this label about personal protective equipment (PPE) and restricted-entry interval. The requirements in this box only apply to uses of this product that are covered by the Worker Protection Standard.

Do not enter or allow worker entry into treated areas during the restricted entry interval (REI) of 24 hours. PPE required for early entry to treated areas that is permitted under the Worker Protection

Standard and that involves contact with anything that has been treated, such as plants, soil or water, is:

- 1. Coveralls
- 2. Barrier laminate gloves
- 3. Shoes plus socks

NON-AGRICULTURAL USE REQUIREMENTS

The requirements in this box apply to uses of this product that are not within the scope of the Worker Protection Standard for agricultural pesticides (40 CFR Part 170). The WPS applies when this product is used to produce agricultural plants on farms, forests, nurseries or greenhouses.

Keep unprotected persons out of treated area until sprays have dried.

STORAGE AND DISPOSAL

Do not contaminate water, food or feed by storage or disposal

PESTICIDE STORAGE: Store in a cool, dry secure at temperatures above freezing.

PESTICIDE DISPOSAL: Wastes resulting in the use of this product may be disposed of on site or at an approved waste disposal facility.

CONTAINER DISPOSAL:

Non-refillable containers (1, 2.5, 30 & 55 gallon): Do not reuse or refill this container. Offer for recycling, if available. Triple rinse or pressure rinse container (or equivalent) promptly after emptying.

(non-refillable <5 gallons): Triple rinse as follows: Empty the remaining contents into application

11/02/30

equipment or a mix tank and drain for 10 seconds after the flow begins to drip. Fill the container ¼ full with water and recap. Shake for 10 seconds. Pour rinsate into application equipment or a mix tank or store rinsate for later use or disposal. Drain for 10 seconds after the flow begins to drip. Repeat this procedure two more times.

(non-refillable >5 gallons): Triple rinse as follows: Empty the remaining contents into application equipment or a mix tank. Fill the container ¼ full with water. Replace and tighten closures. Tip container on its side and roll it back and forth, ensuring at least one complete revolution, for 30 seconds. Stand the container on its end and tip it back and forth several times. Turn the container over onto its other end and tip it back and forth several times. Empty the rinsate into application equipment or a mix tank or store rinsate for later use or disposal. Repeat this procedure two more times.

Pressure rinse as follows (all sizes): Empty the remaining contents into application equipment or a mix tank and continue to drain for 10 seconds after the flow begins to drip. Hold container upside down over application equipment or mix tank or collect rinsate for later use for disposal. Insert pressure rinsing nozzle in the side of the container, and rinse at about 40 PSI for at least 30 seconds. Drain for 10 seconds after the flow begins to drip.

Refillable container (250 gallon & bulk): Refill this container with pesticide only. Do not reuse this container for any other purpose. Cleaning the container before final disposal is the responsibility of the person disposing of the container. Cleaning before refilling is the responsibility of the refiller.

To clean the container before final disposal, empty the remaining contents from the container into application equipment or mix tank. Fill the container about 10 percent full with water. Agitate vigorously or recirculate water with the pump for 2 minutes. Pour or pump rinsate into application equipment or rinsate collection system. Repeat this rinsing process two more times.

Steps to be Taken in Case Material is Released or Spilled: Contain spills immediately with inert materials (e.g., sand, earth). Transfer liquids and solid diking material to separate suitable containers for recovery or disposal. Keep spills and cleaning runoff out of municipal sewers and open bodies of water. Spills on porous surfaces can contaminate groundwater.

GENERAL INFORMATION

MYCLOBUTANIL 20EW T&O fungicide is a systemic, protectant and curative fungicide for the control of diseases listed on this label in established turfgrass, (including, but not limited to residential and commercial lawns, ornamental turf, grounds, or lawns around business and office complexes, and golf course fairways, roughs, tee boxes and greens), landscape ornamentals, greenhouse and nursery ornamentals, apples, stone fruit and grapes. Optimum disease control is achieved when this product is applied in a regularly scheduled preventative program.

GENERAL USE PRECAUTIONS

Fungicide Resistance Management

MYCLOBUTANIL 20EW T&O belongs to the sterol demethylation inhibitor (DMI) class of fungicides and is classified as a Group 3 Fungicide by EPA. Since certain fungi can develop resistance to this class of products, the use of MYCLOBUTANIL 20EW T&O fungicide should be part of a resistance management strategy that includes alternation and/or tank mixing with fungicides of different modes of action. Consult your local or state agricultural authorities for resistance management strategies that are appropriate for your disease management program.

MIXING DIRECTIONS

Be sure sprayer is clean and not contaminated with other materials prior to use. Fill the spray tank 1/4 to 1/2 of the total amount of water required for the load. Start agitation and maintain agitation throughout mixing and application. Add the required amount of MYCLOBUTANIL 20EW T&O directly into the spray tank. Complete filling the tank. Always add MYCLOBUTANIL 20EW T&O to the spray tank before adding other materials.

Compatibility: MYCLOBUTANIL 20EW T&O is compatible with most commonly used fungicides, insecticides, growth regulators, micronutrients and spray adjuvants. When preparing tank mixtures, spray compatibility charts or State Cooperative Extension Service Specialist should be consulted prior to use.

When tank mixing this product with other pesticides observe the more restrictive label limitations and precautions. No label dosage rates should be exceeded. This product cannot be mixed with any product containing a label prohibition against such mixing.

APPLICATION GUIDELINES

Carefully read, understand and follow label use rates and restrictions. For proper application, determine the size of the area to be treated, the specified label use rate and the gallonage to be applied to the area. Prepare only the amount of spray solution required to treat the measured area. Careful calibration of spray equipment is specified prior to use.

GROUND APPLICATION: Thorough coverage sprays generally result in optimum disease control. Application equipment should be properly calibrated and provide uniform spray coverage.

HANDGUN OR PRESSURIZED SPRAYERS: For best results when applying this product on a protectant schedule, ensure thorough coverage of all plant parts.

CHEMIGATION (SPRINKLER IRRIGATION): MYCLOBUTANIL 20EW T&O must be applied on a regular protectant fungicide schedule, not an irrigation schedule. If irrigation cycles are less frequent than the specified application intervals for MYCLOBUTANIL 20EW T&O, ground or handgun applications must supplement chemigation applications to achieve adequate disease control. Apply this product only through solid set or hand-move sprinkler irrigation systems. Do not apply this product through any other type of irrigation system. Crop injury, lack of fungicidal effectiveness, or illegal pesticide residues in the crop can result from non-uniform distribution of treated water. If you have questions about calibration, you should contact State Extension Service specialists, equipment manufacturers or other experts.

Do not connect an irrigation system (including greenhouse systems) used for pesticide application to a public water system unless the pesticide label-prescribed safety devices for public water systems are in place. Before applying Myclobutanil 20EW T&O through sprinkler irrigation equipment, the chemigation system must meet the following specifications.

A person knowledgeable of the chemigation system and responsible for its operation or under the supervision of the responsible person, shall shut the system down and make necessary adjustments should the need arise.

Before applying MYCLOBUTANIL 20EW T&O through sprinkler irrigation equipment, the chemigation system must meet the following specifications:

- Public water system means a system for the provision to the public of piped water for human consumption if such system that has at least 15 service connections or regularly serves an average of at least 25 individuals daily at least 60 days out of the year.

- Chemigation systems connected to public water systems must contain a functional, reduced-pressure zone (RPZ), back flow preventer or the functional equivalent in the water supply line upstream from the point of pesticide introduction. As an option to the RPZ, the water from the public water system should be discharged into a reservoir tank prior to pesticide introduction. There shall be a complete physical break (air gap) between the flow outlet end of the pipe fill and the top or overflow rim of the reservoir tank of at least twice the inside diameter of the fill pipe.
- Systems not connected to a public water supply must contain a functional check valve, vacuum relief valve, and low-pressure drain appropriately located in the irrigation pipeline to prevent water source contamination from back flow.
- The pesticide injection pipeline must contain a functional, automatic, quick-closing check valve to prevent the flow of fluid back toward the injection pump.
- The pesticide injection pipeline must also contain a functional, normally closed, solenoid-operated valve located on the intake side of the injection pump and connected to the system interlock to prevent fluid from being withdrawn from the supply tank when the irrigation system is either automatically or manually shut down.
- The system must contain functional interlocking controls to automatically shut off the pesticide injection pump when the water pump motor stops, or in cases where there is no water pump, when the water pressure decreases to the point where pesticide distribution is adversely affected.
- The irrigation line or water pump must include a functional pressure switch, which will stop the water pump motor when the water pressure decreases to the point where pesticide distribution is adversely affected.
- Systems must use a metering pump, such as a positive displacement injection pump (e.g., diaphragm pump) effectively designed and constructed of materials that are compatible with pesticides and capable of being fitted with a system interlock.
- The system must contain a functional check valve, vacuum relief valve, and low pressure drain appropriately located on the irrigation pipeline to prevent water source contamination from back flow.
- Do not apply when wind speed favors drift beyond the area intended for treatment.

Specific Instructions for Solid-Set and Hand Move Irrigation Equipment

- Determine area covered by sprinkler.
- Fill injector solution tank with water and adjust flow rate to use the contents over a 10 to 30 minute interval.
- Determine the amount of MYCLOBUTANIL 20EW T&O required for the area to be treated.
- Add the required amount of MYCLOBUTANIL 20EW T&O into the same quantity of water used to calibrate the injection equipment.
- Maintain constant solution tank agitation during the injection period.
- Operate system at normal pressures specified by the manufacturer of the injection equipment and used for the time interval established during calibration.

- Inject MYCLOBUTANIL 20EW T&O at the end of an irrigation cycle or as a separate application to maximize foliar absorption and retention.
- Stop injection equipment after treatment is completed. Continue to operate the system until the MYCLOBUTANIL 20EW T&O solution has cleared the last sprinkler head.

USE DIRECTIONS FOR TURFGRASS

General Information

Use MYCLOBUTANIL 20EW T&O in conjunction with turf management practices that promote good plant health and optimum disease control. The key to selecting a fungicide is the proper diagnosis of the organism causing the disease. Diagnostic kits, extension experts, or other identification methods should be used when developing disease control strategies.

In non-residential turfgrass (including, but not limited to commercial lawns, ornamental turf, grounds or lawns around business and office complexes, and golf course fairways, roughs, tee boxes, and greens), optimum disease control is achieved when MYCLOBUTANIL 20EW T&O is applied in a preventative disease control program at a rate of 1.0 to 2.4 fluid ounces per 1000 square feet. In residential turfgrass, optimum disease control is achieved when MYCLOBUTANIL 20EW T&O is applied in a preventative disease control program at a rate of 1.2 fl. oz per 1000 sq. ft.

See the tables below for specific application rates for various diseases. Apply MYCLOBUTANIL 20EW T&O in sufficient water to ensure thorough coverage. For foliar diseases, use approximately one gallon of water per 1,000 square feet. Use two to three gallons of spray solution per 1000 square feet to control diseases causing root and crown rots. Under conditions favorable for high disease development, reduce the spray interval between applications of MYCLOBUTANIL 20EW T&O. Under light to moderate disease pressure, apply MYCLOBUTANIL 20EW T&O at the low use rate and/or longer treatment interval.

When disease pressure is high or when used as a curative treatment, use a higher rates of MYCLOBUTANIL 20EW T&O shorter treatment interval unless otherwise specified.

NON-RESIDENTIAL TURGRASS ¹				
DISEASE	MYCLOBUTANIL 20EW T&O (fl oz/1000 sq ft)	APPLICATION INTERVAL (Days)	SPECIFIC INSTRUCTIONS	RESTRICTIONS
Anthracnose Red thread Septoria leaf spot	1.2	14 - 21	Apply when conditions are favorable for disease development.	<p>RESTRICTIONS: Do not apply more than 13.8 fl oz of MYCLOBUTANIL 20EW T&O per 1000 sq ft per year.</p> <p>For Nassau and Suffolk Counties in of New York State, do not apply more than 3.43 fl oz of MYCLOBUTANIL 20EW T&O per 1000 sq ft per year (1.95 lb myclobutanil per acre).</p>
Brown patch	1.2	14	Begin applications when conditions are favorable for disease development, but before disease symptoms are apparent. If disease is present, mix MYCLOBUTANIL 20EW T&O with an EPA registered contact fungicide, such as Fore* T/O fungicide. Under conditions of high temperature and humidity, use the shorter spray interval.	
Copper spot Zonate leaf spot	1.2	14	Apply when conditions are favorable for disease development.	
Crown rot Leaf spot Melting-out	1.2	14	Apply when conditions are favorable for disease development.	
Dollar spot	0.5	7	Apply when conditions are favorable for disease development.	
	0.5	14	Tank mix with a low label rate of chlorothalonil like Daconil 2787, Daconil Ultrex	
	1	21 - 28	Tank mix with the label rate of chlorothalonil like Daconil 2787, Daconil Ultrex	
	1 - 2.4	14 - 28	If using this rate without tank mixing, make no more than 3 consecutive applications for control of dollar spot before rotating to a registered fungicide with a different mode of action.	
Fusarium blight	1.2 - 2.4	14 - 21	Apply when conditions are favorable for disease development.	

NON-RESIDENTIAL TURFGRASS ¹				
DISEASE	MYCLOBUTANIL 20EW T&O (fl oz/1000 sq ft)	APPLICATION INTERVAL (Days)	SPECIFIC INSTRUCTIONS	RESTRICTIONS
Fusarium patch (pink snow mold)	1.2 - 2.4	Fall - Winter	Apply prior to snow cover.	
Gray leaf spot	1.2 - 2.4	14	Apply when conditions are favorable for disease development. If using the lower rate, tank mix with a registered contact fungicide at its registered rate.	
Leaf smuts	1.2	14	Apply in the fall after turf grass enters dormancy and/or in the spring prior to the initiation of growth.	
Necrotic ring spot	1.2 - 2.4	Spring: 28	Make applications on a preventative basis in early to mid-spring.	
		Fall: 28	Make two applications beginning in August before the turf goes dormant. Apply 2.4 fl oz/1000 sq ft followed by a second application one month later.	
Powdery mildew Rusts	1.2	14 - 28	Apply when conditions are favorable for disease development.	
Spring dead spot	2.4	Fall: 28	Make one to two applications in the fall before turf dormancy. Make 2 nd application one month later.	
Summer patch	1.2 - 2.4	14 - 28	Begin applications in the spring when conditions are favorable for disease development. Make 2 to 4 applications depending on recommendations from local turfgrass extension experts. Use at least two to three gallons of water per 1000 sq ft to increase spray penetration to crown and roots.	

NON-RESIDENTIAL TURGRASS ¹				
DISEASE	MYCLOBUTANIL 20EW T&O (fl oz/1000 sq ft)	APPLICATION INTERVAL (Days)	SPECIFIC INSTRUCTIONS	RESTRICTIONS
Take-All Patch	2.4	Spring/Fall: 28	Apply MYCLOBUTANIL 20EW T&O to reduce the severity of take-all patch. Make 1 to 2 fall applications in September and October or when night temperatures drop to 55°F, and 1 to 2 spring applications in April and May depending on local recommendations.	
Zoysia large patch	2.4	Fall: 28	Make applications in fall before turf dormancy.	

¹Including, but not limited to commercial lawns, ornamental turf, grounds or lawns around business and office complexes, and golf course fairways, rough, tee boxes, and greens.

RESIDENTIAL TURGRASS				
DISEASE	MYCLOBUTANIL 20EW T&O (fl oz/1000 sq ft)	APPLICATION INTERVAL (Days)	SPECIFIC INSTRUCTIONS	RESTRICTIONS
Anthracnose Red thread Septoria leaf spot	1.2	14 - 21	Apply when conditions are favorable for disease development.	RESTRICTIONS: Do not apply more than 13.8 fl oz MYCLOBUTANIL 20EW T&O per 1000 sq ft per year. For Nassau and Suffolk Counties in New York State, do not apply more than 3.43 fl oz of MYCLOBUTANIL 20EW T&O per 1000 sq ft per year (1.95 lb myclobutanil per acre).
Brown patch	1.2	14	Begin applications when conditions are favorable for disease development, and before disease symptoms are apparent. If disease is present, mix MYCLOBUTANIL 20EW T&O with an EPA registered contact fungicide, such as Fore* T/O fungicide. Under conditions of high temperature and humidity, use the shorter spray interval.	
Copper spot Zonate leaf spot	1.2	14	Apply when conditions are favorable for disease development.	
Crown rot Leaf spot Melting-out	1.2	14	Apply when conditions are favorable for disease development.	
Dollar spot	1.2	14	Apply when conditions are favorable for disease development. Make no more than three consecutive applications for control of dollar spot before rotating to a registered fungicide with a different mode of action.	
Fusarium blight	1.2	14	Apply when conditions are favorable for disease development.	
Fusarium patch (pink snow mold)	1.2	Fall - Winter	Apply prior to snow cover.	
Gray leaf spot	1.2	14	Apply when conditions are favorable for disease development.	

RESIDENTIAL TURFGRASS				
DISEASE	MYCLOBUTANIL 20EW T&O (fl oz/1000 sq ft)	APPLICATION INTERVAL (Days)	SPECIFIC INSTRUCTIONS	RESTRICTIONS
Leaf smuts	1.2	14	Apply in the fall after turfgrass enters dormancy and/or in the spring prior to the initiation of growth.	
Necrotic ring spot	1.2	Spring: 28	Make applications on a preventative basis in early to mid-spring.	
		Fall: 28	Make two applications beginning in August before the turf goes dormant. Apply 2.4 fl oz/1000 sq ft followed by a second application one month later.	
Powdery mildew Rusts	1.2	14 - 28	Apply when conditions are favorable for disease development.	
Summer patch	1.2	14 - 28	Begin applications in the spring when conditions are favorable for disease development. Make 2 to 4 applications depending on recommendations from local turfgrass extension experts. Use at least two to three gallons of water per 1000 sq ft to increase spray penetration to crown and roots.	

USE DIRECTIONS FOR LANDSCAPE, GREENHOUSE AND NURSERY ORNAMENTALS

MYCLOBUTANIL 20EW T&O can be used to treat certain fungal diseases on landscape plants such as anthracnose, leaf spots, powdery mildews, rusts.

Before using MYCLOBUTANIL 20EW T&O on plants or for diseases that are not listed in the Use Directions, test on a small scale basis and evaluate for phytotoxicity and disease control prior to widespread use.

MYCLOBUTANIL 20EW T&O is a locally systemic fungicide having protectant and curative properties that will translocate to new growth. For best control of labeled diseases, achieve thorough coverage of all plant parts on a protective application schedule. For dilute application sprays (>100 gallons of spray volume per acre) applied to ornamental plants in greenhouses, field-grown plantings or in commercial and residential landscapes, apply MYCLOBUTANIL 20EW T&O at the rate of 6 to 12 fluid ounces 100 gallons of spray volume on a 10 to 14 day application schedule, unless otherwise directed. Use the higher rate under conditions of high disease pressure and/or optimum conditions for infection.

For concentrate sprays (<100 gallons of spray volume per acre) apply 8.0 fluid ounces per acre on a 10- to 14-day application schedule.

The addition of a non-phytotoxic spray adjuvant will improve spray coverage and fungicidal performance. Treated plants should be maintained in a vigorous growing condition. Plants under nutritional or water stress will not respond as well to treatment as well-maintained plants. Overdosage of MYCLOBUTANIL 20EW T&O can result in observable foliar greening, thickened leaves, and/or shortened internodes. If this condition is observed, reduce the fungicide use rate but do not extend the specified application schedule.

Crop Tolerance

Plant tolerances are acceptable in the specific plants listed on this label. It is not possible to evaluate all ornamental plant species or varieties for tolerance to MYCLOBUTANIL 20EW T&O. The user should test for possible phytotoxic responses by treating a limited number of plants, at specified use rates, prior to initiating large-scale use. The effects of spraying MYCLOBUTANIL 20EW T&O in combination with plant growth regulators are not fully understood at this time. If the use of a plant growth regulator is planned in an area being treated, the user should test for possible enhanced growth regulatory effects by treating a small number of plants, at the specified use rates of all products, prior to initiating large-scale use. Since the effectiveness of such products depends not just on plant species or cultivar but also weather and seasonable differences (e.g., daylight hours), it is recommended that tests be repeated on previously tested varieties as environmental factors change and that observations for growth regulatory responses be made at regular intervals.

SPECIFIC USE DIRECTIONS FOR CHRYSANTHEMUM

Foliar Sprays: Best control is achieved by thorough coverage sprays, applied to point of runoff on a protectant application schedule. Use MYCLOBUTANIL 20EW T&O at a rate of 8 fluid ounces per 100 gallons of spray mixture. (Do not apply more than 19 fluid ounces of MYCLOBUTANIL 20EW T&O (0.25 pounds myclobutanil) per acre per application.) Application should be made on a 10- to 14-day schedule (not to exceed 21 days).

Prestick Dip Treatment: Chrysanthemum cuttings may be treated by a dip procedure prior to planting as follows: Prepare a dip suspension at a concentration equivalent to 8 fluid ounces of MYCLOBUTANIL 20EW T&O per 100 gallons of water. Cuttings must be fully submerged in the dip suspension until wet throughout (cuttings should not remain submersed longer than 2 minutes). If cuttings are dipped, this procedure will represent the first spray under the quarantine program. Used dip suspension should be disposed of if it becomes contaminated with soil, plant debris or other foreign matter. Dispose of used dip suspension by spraying it onto registered crops (but not onto previously dipped cuttings) after filtering, or in a manner consistent with local, state, and federal guidelines.

NOTE: All infected plant material must be destroyed if your state is under quarantine directive.

NOTE: Not approved for use in Nassau and Suffolk Counties, New York

RESTRICTIONS ON USE ON ORNAMENTALS

- Do not apply more than 20 fl oz of MYCLOBUTANIL 20EW T&O (0.25 lb myclobutanil) per acre per application. On a total volume per acre basis, do not apply more than 333 gallons of spray per acre at the 6 fl oz per 100 gallons rate or 167 gallons per acre at the 12 fl oz per 100 gallons rate per application.
- Do not apply more than 153 fl oz of MYCLOBUTANIL 20EW T&O (2 pounds myclobutanil) per acre per year.
- Do not use treated plant materials for food or feed.

USE DIRECTIONS FOR ORNAMENTALS

CROP	DISEASE	SPECIFIC INSTRUCTIONS	RESTRICTIONS
Abelia	Cercospora leaf spot Powdery mildew		
Acalypha (Copper-leaf).	Cercospora leaf spot Powdery mildew		
Achillea (Yarrow)	Powdery mildew Rust		
African violet	Powdery mildew		
Ageratum	Rust Powdery Mildew		
Alder	Powdery mildew Rust		
Almond, flowering	Blossom blight (<i>monilinia spp.</i>)	Apply prebloom, 50% bloom and at petal fall.	
Amelanchier (Juneberry, Shadbush)	Fabraea leaf spot Powdery mildew Rust		
Amorpha (False indigo)	Cercospora leaf spot Powdery mildew Rust		
Anemone	Rust		
Angelica	Cercospora leaf spot Rust		
Ash	Rust Anthracnose		
Aster	Rust Powdery Mildew		
Australian pine	Diplodia tip blight		
Azalea	Petal Blight (<i>Ovulinia spp.</i>) Powdery Mildew	Begin applications when flowers start to exhibit color.	
Barberry	Powdery Mildew Rust		May cause temporary damage to "crimson pigmy" and other "atropurposis" varieties.
Begonia	Powdery Mildew		
Bellflower	Cercospora leaf spot Powdery Mildew Rust		
Birch	Rust		
Bittersweet	Powdery Mildew		
Buckeye	Powdery Mildew		

CROP	DISEASE	SPECIFIC INSTRUCTIONS	RESTRICTIONS
Buttonbush	Cercospora leaf blight Powdery Mildew Rust		
Calendula	Cercospora leaf spot		
California poppy	Powdery Mildew		
Canna lily	Rust		
Carnation	Powdery Mildew Rust		
Catalpa	Cercospora leaf spot Powdery Mildew		
Cherry, flowering	Leaf Spot Powdery mildew		
Chestnut, horse	Powdery Mildew		
China aster	Rust		
Chokeberry	Rust Twig and Fruit Blight		
Christmas trees	Rust		
Chrysanthemum	Rust White rust Ascochyta Blight		
Columbine	Rust		
Cornflower	Rust		
Cosmos	Powdery Mildew		
Cottonwood	Powdery Mildew		
Crabapple, flowering	Powdery Mildew Rust Scab		
Crepe-myrtle	Powdery Mildew		
Daffodil	Rust		
Dahlia	Powdery Mildew		
Delphinium	Powdery Mildew Rust		
Dogwood	Anthrachnose Powdery Mildew Septoria Leafspot		
Douglas fir	Needle rust	Apply 12 to 18 fl oz per acre starting early spring. Continue applications at 2- to 3-week intervals until the threat of infection has passed. Spray adjuvants must be added to spray solutions to obtain good spray coverage and disease control.	
Dianthus	Rust		
Elm	Powdery mildew		

CROP	DISEASE	SPECIFIC INSTRUCTIONS	RESTRICTIONS
Euonymus	Powdery mildew		
Fern	Rhizoctonia aerial blight		
Fleabane	Cercospora leaf spot Powdery mildew Rust		
Four O'clock	Rust		
Fuchsia	Rust		
Gaillardia	Powdery mildew Rust		
Gardenia	Powdery mildew Rust		
Geranium	Powdery mildew Rust		
Gerbera daisy	Powdery mildew		
Gourd, ornamental	Powdery mildew		
Grape leaf ivy	Powdery mildew		
Hackberry	Cercospora leaf spot Powdery mildew		
Hawthorn	Fabraea leaf spot Powdery mildew Rust Scab		
Hibiscus	Powdery mildew		
Holly	Powdery mildew		
Hollyhock	Powdery mildew Rust		
Honeysuckle	Cercospora leaf spot Powdery mildew		
Hydrangea	Cercospora leaf spot		
Iris	Didymellina leaf spot Rust	Apply 12 fl oz per 100 gallons of spray solution.	
Juniper	Rust		
Leucothoe	Cercospora leaf spot		
Leyland Cyprus	Cercospora leaf spot		
Lilac	Powdery mildew		
Loblolly pine	Fusiform rust	Refer to Douglas fir	
Locust	Powdery mildew		
Maple	Powdery mildew		Treated trees may not be used for syrup production. Do not apply to Abutilon (Flowering Maple).
Marigold	Cercospora leaf spot Rust		

CROP	DISEASE	SPECIFIC INSTRUCTIONS	RESTRICTIONS
Mock-orange	Powdery mildew Rust		
Moonflower	Rust		
Mountain laurel	Cercospora leaf spot Ovulinia petal blight Powdery mildew	Refer to Azalea	
Nephthytis	Cephalosporium leaf spot		
Ninebark	Rust		
Oak	Powdery mildew Anthracnose		
Pansy	Powdery mildew Rust		
Pear, flowering	Powdery mildew Rust Scab		
Petunia	Powdery mildew Rust		
Phlox	Cercospora leaf spot Powdery mildew Rust		
Photinia	Entomosporium leaf Spot Powdery mildew Rust		
Poinsettia	Powdery mildew Poinsettia scab		
Poplar	Rust		
Potentilla	Rust		
Privet	Cercospora leaf spot Powdery mildew		
Pyracantha (Firethorn)	Fusicladium scab		
Quince, flowering	Blossom and Twig Blight Cercospora Leaf Spot Fabraea Leaf Spot Rust		
Rhododendron	Cercospora leaf spot Ovulinia petal blight Powdery mildew	Refer to Azalea	

CROP	DISEASE	SPECIFIC INSTRUCTIONS	RESTRICTIONS
Rose	Black spot Powdery mildew Rust	Apply on a 7- to 10-day protectant schedule. In areas where slack spot is not a problem, spray intervals may be increased to a maximum of 14 days. Greenhouse rose varieties vary in their sensitivity to MYCLOBUTANIL 20EW T&O. User should evaluate for possible abnormal response by treating a limited number of plants, at specified rates, prior to initiating large-scale use.	
Russian olive	Cercospora leaf spot Rust		
Salvia	Powdery mildew Rust		
Sedum	Powdery mildew		
Slash pine	Fusiform rust	Refer to Douglas fir.	
Smoke-tree (Cotinus)	Cercospora leaf spot Rust		
Snapdragon	Powdery mildew Rust		
Spirea	Powdery mildew		
Sunflower	Cercospora leaf spot Powdery mildew Rust		Seeds from treated plants may not be used for food or feed.
Sycamore	Powdery mildew Anthracnose		
Trumpet creeper	Cercospora leaf blight Powdery mildew		
Viburnum	Powdery mildew Rust		
Walnut	Powdery mildew		Nuts from treated frees may not be used for food purposes.
Willow	Powdery mildew		
Zinnia	Cercospora leaf spot Powdery mildew		

GENERAL USE DIRECTIONS FOR HOME ORCHARDS, VINEYARDS, OR FRUIT TREES

Best control of labeled diseases is achieved when MYCLOBUTANIL 20EW T&O is applied on a 7- to 10-day protectant schedule. MYCLOBUTANIL 20EW T&O is a systemic fungicide and does not redistribute after application. Application equipment spray nozzles should be adjusted to apply a uniform spray throughout the entire tree canopy.

Dilute (thorough coverage) applications are recommended and are based on the amount of spray solution required to thoroughly wet plants to the point of run-off. Refer to use directions for specific tree fruits and vines to determine actual use rate per 100 gallons of spray for control of labeled diseases. The following specific use directions are based on a dilute spray volume of 300 gallons per acre.

26 of 30

USE DIRECTIONS FOR APPLES

DISEASE	MYCLOBUTANIL 20EW T&O (fl oz/100 gal)	SPECIFIC INSTRUCTIONS	RESTRICTIONS
Powdery Mildew (<i>Podosphaera</i> <i>spp.</i>)	4 - 6	Begin application at tight cluster and continue through the second cover spray. Additional sprays beyond second cover may be needed on susceptible varieties or under heavy disease pressure. Use high rate in rate range if powdery mildew was present in previous years.	Do not apply within 14 days of harvest. Do not apply more than 153 fl oz of MYCLOBUTANIL 20EW T&O (2 lb myclobutanil) per acre per season.
Rusts (<i>Gymnosporangiu</i> <i>m spp.</i>)	4 - 6	Begin applications at pink stage and continue through the second cover spray.	
Scab (<i>Venturis spp.</i>) Prebloom	4 - 6	Begin application at green tip or when environmental conditions become favorable for primary scab development. Apply MYCLOBUTANIL 20EW T&O alone or tank mixed with a protectant fungicide on a 7- to 10-day schedule.	
Bloom, Post-bloom	4 - 6	Use MYCLOBUTANIL 20EW T&O in a tank mixture with the specified rate of a protectant fungicide, registered for use on apples, for improved fruit scab and summer disease control.	
Post-infection	6	MYCLOBUTANIL 20EW T&O provides 96-hour post-infection control or curative activity. Apply as soon as possible after infection period. Follow with a standard preventative spray schedule.	

270230

USE DIRECTIONS FOR STONE FRUIT

APRICOTS			
DISEASE	MYCLOBUTANIL 20EW T&O (fl oz/100 gal)	SPECIFIC INSTRUCTIONS	RESTRICTIONS
Brown rot Blossom blight (<i>Monilinia spp.</i>)	2 - 3	Begin application at early red bud stage before infection occurs. If conditions are favorable for disease development, reapply at full bloom and petal fall.	Do not apply more than 84 fl oz of MYCLOBUTANIL 20EW T&O (1.1 lb myclobutanil) per acre per season. Applications may be made up to the day of harvest.
Brown Rot (<i>Monilinia spp.</i>)		Apply 12 fl oz (0.16 lb myclobutanil) per acre on a 7- to 14-day protectant schedule. Apply whenever environmental conditions favor disease development during the month prior to harvest.	
Powdery mildew (<i>Podosphaera spp.</i>)		Follow brown rot blossom blight schedule. Reapply at 10- to 14-day intervals until terminal growth ceases.	
Shothole (<i>Stigmia spp.</i>)		Follow brown rot blossom blight schedule. Reapply at 7- to 10-day intervals as long as needed.	

CHERRIES			
DISEASE	MYCLOBUTANIL 20EW T&O (fl oz/100 gal)	SPECIFIC INSTRUCTIONS	RESTRICTIONS
Brown rot Blossom blight (<i>Monilinia spp.</i>)	2 - 3	Begin application at early popcorn stage, before infection occurs. If conditions are favorable for disease development, reapply at full bloom and petal fall.	Do not apply more than 100 fl oz of MYCLOBUTANIL 20EW T&O (1.3 lb myclobutanil) per acre per season. Applications may be made up to the day of harvest.
Brown rot (<i>Monilinia spp.</i>)		Refer to Apricots	
Powdery mildew (<i>Podosphaera and Sphaerotheca spp.</i>)		Refer to Apricots	
Leaf spot (<i>Blumeriella spp.</i>)		Follow the brown rot blossom blight schedule. Reapply at 7- to 10-day intervals. Make additional applications after harvest.	

NECTARINES			
DISEASE	MYCLOBUTANIL 20EW T&O (fl oz/100 gal)	SPECIFIC INSTRUCTIONS	RESTRICTIONS
Brown rot Blossom Blight (<i>Monilinia spp.</i>)	2 - 3	Begin application at early pink bud stage before infection occurs. If conditions are favorable for disease development, reapply at full bloom and petal fall.	Do not apply more than 100 fl oz of MYCLOBUTANIL 20EW T&O (1.3 lb myclobutanil) per acre per season. Applications may be made up to the day of harvest.
Brown rot (<i>Monilinia spp.</i>)		Refer to Apricots	
Powdery mildew (<i>Podosphaera and Sphaerotheca spp.</i>)		Refer to Apricots	
Shothole (<i>Stigmia spp.</i>)		Follow brown rot blossom blight schedule. Reapply at 7- to 10-day intervals as long as needed.	

PEACHES			
DISEASE	MYCLOBUTANIL 20EW T&O (fl oz/100 gal)	SPECIFIC INSTRUCTIONS	RESTRICTIONS
Brown rot Blossom blight (<i>Monilinia spp.</i>)	2 - 3	Begin application at early pink bud stage before infection occurs. If conditions are favorable for disease development, reapply at full bloom and petal fall.	Do not apply more than 100 fl oz of MYCLOBUTANIL 20EW T&O (1.3 lb myclobutanil) per acre per season. Applications may be made up to the day of harvest.
Brown rot (<i>Monilinia spp.</i>)		Refer to Apricots	
Powdery mildew (<i>Podosphaera spp.</i>)		Refer to Apricots	
Rust (<i>Tranzschelia spp.</i>)		Apply 12 fl oz (0.16 lb myclobutanil) per acre. Begin application approximately 8 weeks after flowering if environmental conditions are favorable for disease development. For optimum disease control, do not apply on protectant schedule exceeding 21 days.	

PLUMES/PRUNES			
DISEASE	MYCLOBUTANIL 20EW T&O (fl oz/100 gal)*	SPECIFIC INSTRUCTIONS	RESTRICTIONS
Brown Rot Blossom Blight (<i>Monilinia spp.</i>)	2 - 3	Begin application at green tip, before infection occurs. If conditions are favorable for disease development, reapply at full bloom and petal fall.	Do not apply more than 84 fl oz of MYCLOBUTANIL 20EW T&O (1.1 lb myclobutanil) per acre per season. Applications may be made up to the day of harvest.
Rust (<i>Tranzschelia spp.</i>)		Refer to Peaches	

GRAPES			
DISEASE	MYCLOBUTANIL 20EW T&O (fl oz/100 gal)	SPECIFIC INSTRUCTIONS	RESTRICTIONS
Anthracnose (<i>Elsinoe spp.</i>)	6 - 10	Begin application when new shoots are 1 to 3 inches in length and continue on an application schedule that does not exceed 14 days.	Preharvest Interval: Do not apply within 14 days of harvest.
Black Rot (<i>Guignardia spp.</i>)		Preventative Schedule: Begin application when new shoots are 1 to 3 inches in length. Reapply on an protectant schedule that does not exceed 14 days. Use a higher rate under heavy disease pressure. Post-infection Schedule: Apply within 72 hours after the beginning of an infection period.	Do not apply more than 46 fl oz of MYCLOBUTANIL 20EW T&O (0.6 lb. myclobutanil) per acre per year.
Powdery mildew (<i>Uncinula spp.</i>)		Begin application at prebloom (12- to 18-inch shoots) and do not extend applications beyond a 21-day interval. Use a higher rate or shorter spray interval on susceptible varieties or under heavy disease pressure.	

TERMS AND CONDITIONS OF USE

If terms of the following Warranty Disclaimer, Inherent Risks of Use, and Limitation of Remedies are not acceptable, return unopened package at once to the seller for a full refund of purchase price paid. Otherwise, use by the buyer or any other user constitutes acceptance of the terms under Warranty Disclaimer, Inherent Risks of Use and Limitations of Remedies.

WARRANTY DISCLAIMER

Albaugh, Inc. warrants that this product conforms to the chemical description on the label and is reasonably fit for the purposes stated on the label when used in strict accordance with the directions, subject to the inherent risks set forth below. To the extent consistent with applicable law Albaugh, Inc. MAKES NO OTHER EXPRESS OR IMPLIED WARRANTY OF MERCHANTABILITY OR FITNESS FOR A PARTICULAR PURPOSE OR ANY OTHER EXPRESS OR IMPLIED WARRANTY.

INHERENT RISKS OF USE

It is impossible to eliminate all risks associated with use of this product. Plant injury, lack of performance, or other unintended consequences may result because of such factors as use of the product contrary to label instructions (including conditions noted on the label, such as unfavorable temperature, soil conditions, etc.), abnormal conditions (such as excessive rainfall, drought, tornadoes, hurricanes), presence of other materials, the manner of application, or other factors, all of which are beyond the control of Albaugh, Inc. or the seller. To the extent consistent with applicable law, all such risks shall be assumed by buyer.

LIMITATION OF REMEDIES

To the extent allowed by law, the exclusive remedy for losses or damages resulting from this product (including claims based on contract, negligence, strict liability, or other legal theories), shall be limited to, at Albaugh, Inc.' election, one of the following:

1. Refund of purchase price paid by buyer or user for product bought, or
2. Replacement of amount of product used

To the extent allowed by law, Albaugh, Inc, the manufacturer, or the seller shall not be liable for consequential, special, or indirect damages resulting from the use, handling, application, storage, or disposal of this product or for damages in the nature of penalties, and the buyer and the user waive any right that they may have to such damages.

The terms of the Warranty Disclaimer and Inherent Risks of Use above and this Limitation of Remedies cannot be varied by any written or verbal statements or agreements. No employee or sales agent of Albaugh, Inc. or the seller is authorized to vary or exceed the terms of the Warranty Disclaimer or this Limitation of Remedies in any manner.