

42750-128

11/23/2009

Page 1 of 12



UNITED STATES ENVIRONMENTAL PROTECTION AGENCY  
WASHINGTON, D.C. 20460

NOV 23 2009

OFFICE OF  
PREVENTION, PESTICIDES AND  
TOXIC SUBSTANCES

Morris Gaskins  
Albaugh, Inc.  
P.O. Box 2127  
304 Janet Street, Suite H  
Valdosta, GA 31604

Subject: Label Amendment: Add buffer zones and delete tank mix directions for Arrosolo  
Product Name: TRICLOPYR 44% TEA RICE  
EPA Reg. No. 42750-128  
Application Dated October 1, 2009

Dear Mr. Gaskins:

The labeling referred to above, submitted in connection with registration under the Federal Insecticide, Fungicide, and Rodenticide Act (FIFRA), as amended, is acceptable, provided you make the following changes before you release the product for shipment.

- a. Add "OR CLOTHING" after "IF ON SKIN" in the First Aid heading.
- b. Add an emergency contact telephone number to the First Aid section.
- c. Add the text "are given" after "If no such instructions for washables..."
- d. Replace "General" with "Product" in the sections heading "General Information."  
The word "General" in a section heading makes all text within that section unenforceable.

A stamped copy of your labeling is enclosed for your records. You must submit one (1) copy of the final printed label before you release the product for shipment. Products shipped after the next printing must bear the new revised label. If these conditions are not complied with, the registration will be subject to cancellation in accordance with FIFRA sec. 6(e). Your release for shipment of the product constitutes acceptance of these conditions. Amended labeling will supercede all previously accepted ones.

Sincerely,

A handwritten signature in black ink, appearing to read "Jim Tompkins", written over a circular stamp.

Jim Tompkins  
Product Manager 25  
Herbicide Branch  
Registration Division (7505P)

2 8 12

EDITOR's NOTE: 10/1/09 "marked" draft label to add various buffer zone and other precautionary statements to match Dow's Grandstand in response to DPR letter.

### TRICLOPYR 44% TEA RICE

Herbicide for selective postemergence broadleaf weed control in rice

**ACTIVE INGREDIENT:**

Triclopyr (3,5,6-trichloro-2-pyridinyloxyacetic acid), triethylamine salt . . . . . 44.4%

**INERT INGREDIENTS:** . . . . . 55.6%

**TOTAL:** . . . . . 100.0%

Acid Equivalent: Triclopyr - 31.8% - 3 lb/gallon \*

**KEEP OUT OF REACH OF CHILDREN**

**DANGER**

**PELIGRO**

Si usted no entiende la etiqueta, busque a alguien para que se la explique a usted en detalle. (If you do not understand the label, find someone to explain it to you in detail.)

**FIRST AID**

**IF IN EYES:** Hold eyelids open and flush slowly and gently with water for 15-20 minutes. Remove contact lenses, if present, after the first 5 minutes, then continue rinsing eye. Call a poison control center or doctor for treatment advice.

**IF ON SKIN:** Take off contaminated clothing. Rinse skin immediately with plenty of water for 15 minutes. Call a poison control center or doctor for treatment advice.

**IF SWALLOWED:** Call a poison control center or doctor immediately for treatment advice. Have person sip a glass of water if able to swallow. Do not induce vomiting unless told to do so by a poison control center or doctor. Do not give anything by mouth to an unconscious person.

Have the product container or label with you when calling a poison control center or doctor, or going for treatment.

**NOTE TO PHYSICIAN:** Probable mucosal damage may contraindicate the use of gastric lavage.

EPA Reg. No. 42750-128

EPA Est. No. xxxxxx-xx-xxx


**NET CONTENTS:**

ACCEPTED  
with COMMENTS  
in EPA Letter Dated  
NOV 23 2009

Manufactured By:  
ALBAUGH, INC.  
ANKENY, IA 50021

Under the Federal Insecticide,  
Fungicide, and Rodenticide Act  
as amended, for the pesticide  
registered under EPA Reg. No.

42750-128



PRECAUTIONARY STATEMENTS

HAZARDS TO HUMANS AND DOMESTIC ANIMALS

DANGER! Corrosive. Causes Irreversible Eye Damage. Harmful If Swallowed or absorbed through skin. Prolonged or frequently repeated skin contact with herbicide concentrate may cause an allergic skin reaction in some individuals. Do not get in eyes or on skin or clothing.

PERSONAL PROTECTIVE EQUIPMENT (PPE)

Applicators and other handlers must wear:

1. Long-sleeved shirt and long pants
2. Shoes plus socks
3. Protective eyewear
4. Chemical resistant gloves (> 14 mils) such as butyl rubber, natural rubber, neoprene rubber or nitrile rubber.

Discard clothing and other absorbent materials that have been drenched or heavily contaminated with this product's concentrate. Do not reuse them. Follow manufacturer's instructions for cleaning/maintaining PPE. If no such instructions for washables, use detergent and hot water. Keep and wash PPE separately from other laundry.

ENGINEERING CONTROLS

When handlers use closed systems, enclosed cabs, or aircraft in a manner that meets the requirements listed in the WPS (40 CFR 170.240(d)(4-6), the handler PPE requirements may be reduced or modified as specified in the WPS.

USER SAFETY RECOMMENDATIONS

Users should:

- Wash hands before eating, drinking, chewing gum, using tobacco, or using the toilet.
- Remove clothing immediately if pesticide gets inside. Then wash thoroughly and put on clean clothing.
- Remove PPE immediately after handling this product. Wash the outside of gloves before removing. As soon as possible, wash thoroughly and change into clean clothing.

ENVIRONMENTAL HAZARDS

Do not contaminate water when cleaning equipment or disposing of equipment washwaters.


Drift or runoff may adversely affect plants. Do not apply directly to water, or to areas where surface water is present or to intertidal areas below the mean high water mark except when treating rice fields as specified in this product label.

This chemical has properties and characteristics associated with chemicals detected in groundwater. The use of this chemical in areas where soils are permeable, particularly where the water table is shallow, may result in groundwater contamination.

PHYSICAL OR CHEMICAL HAZARDS

COMBUSTIBLE. Do not use or store near heat or open flame.

Agricultural Chemical: Do not ship or store with food, feeds, drugs or clothing.



## DIRECTIONS FOR USE

It is a violation of Federal law to use this product in a manner inconsistent with its labeling.

Read all Directions for Use carefully before applying.

Do not apply this product in a way that will contact workers or other persons, either directly or through drift. Only protected handlers may be in the area during application. For any requirements specific to your state or tribe, consult the agency responsible for pesticide regulation.

## AGRICULTURAL USE REQUIREMENTS

Use this product only in accordance with its labeling and with the Worker Protection Standard, 40 CFR Part 170. This Standard contains requirements for the protection of agricultural workers on farms, forests, nurseries, and greenhouses, and handlers of agricultural pesticides. It contains requirements for training, decontamination, notification, and emergency assistance. It also contains specific instructions and exceptions pertaining to the statements on this label about personal protective equipment (PPE), and restricted-entry interval. The requirements in this box only apply to uses of this product that are covered by the Worker Protection Standard.

Do not enter or allow worker entry into treated areas during the restricted entry interval (REI) of 48 hours.

PPE required for early entry to treated areas that is permitted under the Worker Protection Standard and that involves contact with anything that has been treated, such as plants, soil, or water, is:

- Coveralls
- Shoes plus socks
- Protective eyewear
- Chemical resistant gloves (> 14 mils) such as butyl rubber, natural rubber, neoprene rubber or nitrile rubber.

## STORAGE AND DISPOSAL

Do not contaminate water, food, or feed by storage or disposal. Open dumping is prohibited.

PESTICIDE STORAGE: Store above 28°F or agitate before use.

PESTICIDE DISPOSAL: Pesticide wastes are toxic. Improper disposal of excess pesticide, spray mixture, or rinsate, is a violation of federal law and may contaminate groundwater. If these wastes cannot be disposed of by use according to label instructions, contact your State Pesticide or Environmental Control Agency, or the Hazardous Waste Representative at the nearest EPA Regional Office for guidance.

## CONTAINER DISPOSAL:

Non-refillable containers (1, 2.5, 30 & 55 gallon): Do not reuse or refill this container. Offer for recycling, if available. Triple rinse or pressure rinse container (or equivalent) promptly after emptying.

(non-refillable <5 gallons): Triple rinse as follows: Empty the remaining contents into application equipment or a mix tank and drain for 10 seconds after the flow begins to drip. Fill the container  $\frac{1}{4}$  full with water and recap. Shake for 10 seconds. Pour rinsate into application equipment or a mix tank or store rinsate for later use or disposal. Drain for 10 seconds after the flow begins to drip. Repeat this procedure two more times.

(non refillable > 5 gallons): Triple rinse as follows: Empty the remaining contents into application equipment or a mix tank. Fill the container  $\frac{1}{4}$  full with water. Replace and tighten closures. Tip container on its side and roll it back and forth, ensuring at least one complete revolution, for 30 seconds. Stand the

5 7 12

container on its end and tip it back and forth several times. Turn the container over onto its other end and tip it back and forth several times. Empty the rinsate into application equipment or a mix tank or store rinsate for later use or disposal. Repeat this procedure two more times.

Pressure rinse as follows (all sizes): Empty the remaining contents into application equipment or a mix tank and continue to drain for 10 seconds after the flow begins to drip. Hold container upside down over application equipment or mix tank or collect rinsate for later use for disposal. Insert pressure rinsing nozzle in the side of the container, and rinse at about 40 PSI for at least 30 seconds. Drain for 10 seconds after the flow begins to drip.

Refillable container (250 gallon & bulk): Refill this container with pesticide only. Do not reuse this container for any other purpose. Cleaning the container before final disposal is the responsibility of the person disposing of the container. Cleaning before refilling is the responsibility of the refiller.

To clean the container before final disposal, empty the remaining contents from the container into application equipment or mix tank. Fill the container about 10 percent full with water. Agitate vigorously or recirculate water with the pump for 2 minutes. Pour or pump rinsate into application equipment or rinsate collection system. Repeat this rinsing process two more times.

General: Consult Federal, state, or local disposal authorities for approved alternative procedures.

### GENERAL INFORMATION

TRICLOPYR 44% TEA RICE is postemergence systemic herbicide for the control of certain broadleaf weeds in rice (including ratoon rice). TRICLOPYR 44% TEA RICE controls broadleaf weeds through foliar uptake; therefore, thorough coverage of target weeds is important. DO NOT apply under conditions which would allow spray drift to come in contact with adjacent broadleaf crops as crop injury may occur.

### SPECIAL USE PRECAUTIONS

1. Apply this product to rice only as specified on this label. Do not apply to any other crop or site.
2. Do not apply this product to upland (non-flooded) rice.
3. Do not apply this product prior to the 2 to 3-leaf stage or after the 1/2" internode elongation stage of rice development (see special timing of application instructions for water seeded rice). Do not apply in the booting or subsequent stages of rice development.
4. Direct application to ditches used to transport irrigation water is prohibited.
5. Do not apply more than 1 pint (0.375 lb a.e.)/acre in a single application. Do not make more than two applications or apply more than 2 pints (0.75 lb a.e.) per acre during the growing season. Applications made after planting of rice must be at least 20 days apart.
6. Do not apply TRICLOPYR 44% TEA RICE directly to, or otherwise permit it to come into contact with, cotton, soybeans, grapes, tobacco, vegetable crops, flowers, ornamental shrubs or trees, or other desirable broadleaf plants, as serious injury may occur. DO NOT permit spray mists containing TRICLOPYR 44% TEA RICE to drift onto desirable broadleaf plants.
7. Do not rotate treated land to crops other than rice for 4 months following treatment.
8. When using tank mixtures, read and follow the use directions and precautions on each product label.
9. Do not apply less than 20 days prior to draining the field, unless the water is contained within a tailwater recovery system, or other system appropriate for preventing discharge from rice. Discharge is permitted 20 days following the last application of TRICLOPYR 44% TEA RICE within

the system.

- 10. Application to fields which have been leveled (except water leveling) within 12 months prior to application may result in serious rice injury in areas that have been cut or filled.
- 11. Do not apply where runoff or irrigation water may flow directly onto agricultural land other than rice fields as injury to crops may occur.
- 12. Preharvest Interval: Do not apply later than 60 days before harvesting rice.
- 13. Chemigation: Do not apply this product through any type of irrigation system.
- 14. Do not fish or commercially grow fish, shellfish or crustaceans **(except crawfish)** on treated acres during the year of treatment. **For crawfish production, do not apply TRICLOPYR 44% TEA RICE later than 3 months prior to crawfish harvest.**
- 15. Do not apply TRICLOPYR 44% TEA RICE with 32% liquid nitrogen fertilizer or zinc fertilizer.
- 16. Do not apply TRICLOPYR 44% TEA RICE following application of Whip herbicides, except in California where TRICLOPYR 44% TEA RICE may be applied 14 days after application of Whip.
- 17. Use of this product on rice grown in the state of New York is prohibited.

#### MIXING INSTRUCTIONS

##### Mixing Order

When preparing spray mixtures, the recommended **specified** order of addition to the spray tank is half the water, drift control agent (if used), additional herbicide (if used), and TRICLOPYR 44% TEA RICE. Then add the remainder of the water. The nonionic surfactant or crop oil concentrate should be added last unless otherwise specified on the surfactant label. Moderate continuous agitation is also required when TRICLOPYR 44% TEA RICE is tank mixed with emulsifiable concentrate herbicides. When using any tank mixture, read and follow the use directions and precautions on each product label.

##### Spray Surfactants

For best broadleaf weed control with TRICLOPYR 44% TEA RICE alone, use of a nonionic surfactant (registered for agricultural use where required) or a crop oil concentrate (COO is recommended. The suggested rate of surfactant addition to the spray mixture is 0.25% to 0.5% by volume (2 to 4 pints per 100 gallons of spray mixture) unless otherwise recommended by the surfactant label. The suggested rate of the COG addition to the spray mixture is 1 % by volume (8 pints per 100 gallons of spray mixture). Read and follow all use directions and precautions on the surfactant or COG label

#### APPLICATION PRECAUTIONS

Aerial Application: Broadcast apply TRICLOPYR 44% TEA RICE in a minimum of 5 gallons of spray mixture per acre, except where state regulations specify a higher minimum gallonage. For post-flood applications or when foliage is dense, use a spray volume of 5-10 gallons per acre to ensure uniform coverage. Apply at a height which provides the most effective swath width for the aircraft. Fixed-wing aircraft or helicopters should have a well-designed spray system that produces a uniform spray pattern and minimizes spray drift.

**Wind: For the protection of sensitive crops, a positive wind flow of at least 3 mph, wind away, from the sensitive crop is recommended. No sensitive crops are to be located within 1 mile downwind from the application site. The maximum wind speed is 10 mph. Do not make aerial applications in winds less than 3 mph or when inversion conditions are present.**

**Buffer Zones for Aerial Application:**

<u>Sensitive Crop</u>	<u>Minimum Aerial Buffer Restriction (mile)</u>	
	<u>Wind Away</u>	<u>Wind Towards</u>
<u>all vegetable crops</u>	<u>1/4</u>	<u>1</u>
<u>all tree and vine crops</u>	<u>1/4</u>	<u>1</u>
<u>all other broadleaf field crops</u>	<u>1/4</u>	<u>1</u>

Ground Application: Broadcast apply TRICLOPYR 44% TEA RICE in a minimum of 10 gallons of spray mixture per acre. Flat fan nozzles are recommended. Utilize a well-designed spray system that produces a uniform spray pattern and minimizes spray drift. **For ground applications, a positive wind flow away from sensitive crops is recommended. Use care if sensitive crops are located in adjacent fields. Do not make ground applications within 10 feet of sensitive crops or when wind speeds are greater than 15 mph.**

Avoid Spray Drift

Make applications only when there is little or no hazard from spray drift. Small quantities of spray, which may not be visible, may seriously injure susceptible plants. Do not spray when wind is blowing toward susceptible crops or ornamental plants that are near enough to be injured. It is suggested that a continuous smoke column or similar equipment be used at the spray site to detect air movement, lapse conditions, or temperature inversions. If the smoke layers or indicates a potential for hazardous drift, do not spray.

SPRAY DRIFT MANAGEMENT

AVOIDING SPRAY DRIFT AT THE APPLICATION SITE IS THE RESPONSIBILITY OF THE APPLICATOR. The interaction of many equipment-and-weather-related factors determine the potential for spray drift. The applicator and the grower is responsible for considering all these factors when making decisions.

The following drift management requirements must be followed to avoid off-target movement from aerial applications to agricultural rice patties.

1. The distance of the outer most nozzles on the boom must not exceed 3/4 the length of the wingspan or rotor.
2. Nozzles must always point backward parallel with the air stream and never be pointed downwards more than 45 degrees.

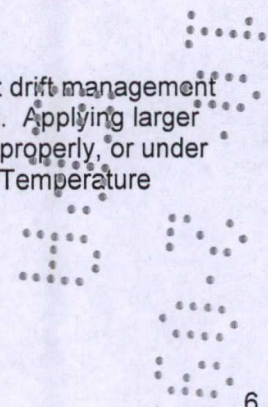
Where states have more stringent regulations, they should be observed.

The applicator should be familiar with and take into account the information covered in the Aerial Drift Reduction Advisory.

INFORMATION ON DROPLET SIZE

The most effective way to reduce drift potential is to apply large droplets. The best drift management strategy is to apply the largest droplets that provide sufficient coverage and control. Applying larger droplets reduces drift potential, but will not prevent drift if applications are made improperly, or under unfavorable environmental conditions (See Wind, Temperature and Humidity, and Temperature Inversions).

CONTROLLING DROPLET SIZE



- Volume – Use high flow rate nozzles to apply the highest practical spray volume. Nozzles with higher rated flows produce larger droplets.
- Pressure – Do not exceed the nozzle manufacturer's recommended pressures. For many nozzle types lower pressure produces larger droplets. When higher flow rates are needed, use higher flow rate nozzles instead of increasing pressure.
- Number of nozzles – Use the minimum number of nozzles that provide uniform coverage.
- Nozzle Orientation – Orienting nozzles so that the spray is released parallel to the airstream produces larger droplets than other orientations and is the recommended practice. Significant deflection from horizontal will reduce droplet size and increase drift potential.
- Nozzle Type – Use a nozzle type that is designed for the intended application. With most nozzle types, narrower spray angles produce larger droplets. Consider using low-drift nozzles. Solid stream nozzles oriented straight back produce the largest droplets and the lowest drift.

#### BOOM LENGTH

For some use patterns, reducing the effective boom length to less than  $\frac{3}{4}$  of the wingspan or rotor length may further reduce drift without reducing swath width.

#### APPLICATION HEIGHT

Applications should not be made at a height greater than 10 feet above the top of the target plants unless a greater height is required for aircraft safety. Making applications at the lowest height that is safe reduces exposure of droplets to evaporation and wind.

#### SWATH ADJUSTMENT

When applications are made with a crosswind, the swath will be displaced downwind. Therefore, on the up and downwind edges of the field, the applicator must compensate for this displacement by adjusting the path of the aircraft upwind. Swath adjustment distance should increase with increasing drift potential (higher wind, smaller drops, etc.)

#### WIND

Drift potential is lowest between wind speeds of 2-10 mph. However, many factors, including droplet size and equipment type determine drift potential at any given speed. Application should be avoided below 2 mph due to variable wind direction and high inversion potential. NOTE: Local terrain can influence wind patterns. Every applicator should be familiar with local wind patterns and how they affect spray drift.

#### TEMPERATURE AND HUMIDITY

When making applications in low relative humidity, set up equipment to produce larger droplets to compensate for evaporation. Droplet evaporation is most severe when conditions are both hot and dry.

#### TEMPERATURE INVERSIONS

Applications should not occur during a temperature inversion because drift potential is high. Temperature inversions restrict vertical air mixing, which causes small suspended droplets to remain in a concentrated cloud. This cloud can move in unpredictable directions due to the light variable winds common during inversions. Temperature inversions are characterized by increasing temperatures with altitude and are common on nights with limited cloud cover and light to no wind. They begin to form as the sun sets and often continue into the morning. Their presence can be indicated by ground fog; however, if fog is not present, inversions can also be identified by the movement of smoke from a ground source or an aircraft smoke generator. Smoke that layers and moves laterally in a concentrated cloud (under low wind conditions) indicates an inversion, while smoke that moves upward and rapidly dissipates indicates good vertical air mixing.



## SENSITIVE AREAS

The pesticide should only be applied when the potential for drift to adjacent sensitive areas (e.g. residential areas, bodies of water, known habitat for threatened or endangered species, non-target crops) is minimal (e.g. when wind is blowing away from the sensitive areas).

## APPLICATION DIRECTIONS

### Application Timing

TRICLOPYR 44% TEA RICE may be applied as a preplant burndown treatment prior to planting rice, to newly seeded rice, or ratoon rice following harvest of the first crop.

Preplant Burndown Application: Apply at least 21 days before planting dry seeded rice and 1.4 days before planting water seeded rice.

Application to Newly Seeded Rice: Apply from the 2 to 3-leaf to 1/2" internode elongation stage of growth. If two applications are made during the 2 to 3-leaf to 1/2" internode elongation stage of growth, they must be at least 20 days apart. (See special timing of application instructions for water seeded rice under "Water Management").

~~Ratoon Rice: TRICLOPYR 44% TEA RICE may be applied within two weeks following harvest of the first crop to provide control of susceptible broadleaf weeds in ratoon rice.~~

Note: Rice is most tolerant to postemergence applications of TRICLOPYR 44% TEA RICE from the 2 to 3-leaf stage to the 1/2" internode elongation stage of rice development. Postemergence applications of the higher rates of TRICLOPYR 44% TEA RICE may result in temporary rice injury that appears as leaf chlorosis or stunting. Rice will normally recover from these symptoms in two to four weeks. Treatments applied after the 1/2" internode elongation stage may result in increased rice injury. Do not apply in the booting or subsequent stages.

Repeat Applications: Do not make more than two applications during the entire crop growing season. See "Special Use Precautions" for details.

## WATER MANAGEMENT

Preflood Application: For preflood applications, the rice should be in the 2 to 3-leaf stage or larger. A shallow flood may be applied no sooner than 72 hours following application of TRICLOPYR 44% TEA RICE. If the weeds are drought stressed, flush the field before applying TRICLOPYR 44% TEA RICE so that weeds are actively growing at time of treatment.

Postflood Application: For postflood applications, treatments should be made when weeds are well emerged above the water surface. Weeds submerged at the time of application will not be controlled. If water level is dropped to expose weeds prior to application, do not raise water level for at least 48 hours after application. The growing points of rice plants at the soil surface (crown) should be covered with water at the time of application.

Water Seeded Rice: In water seeded rice, do not apply before the 3 to 4 leaf stage or after the 1/2" internode elongation stage of growth.

Tolerance of Rice Varieties: TRICLOPYR 44% TEA RICE may be used on all rice varieties except the variety "Millie" when grown in the state of Louisiana. However, because new varieties are introduced

frequently, the tolerance of a new rice variety to TRICLOPYR 44% TEA RICE should be checked before large areas are treated.

APPLICATION RATES AND WEEDS CONTROLLED WITH TRICLOPYR 44% TEA RICE ALONE

TRICLOPYR 44% TEA RICE should be applied to actively growing weeds at a rate of 0.67 to 1.0 pint (0.25 to 0.375 lb a.e.) per acre with a nonionic surfactant (0.25 to 0.5% by volume) or crop oil concentrate (1% by volume) (see Spray Surfactants under Mixing Directions). Apply 1 pint for difficult to control species, when broadleaf weeds are large, or in postflood applications.

Weed Control Information

WEEDS CONTROLLED	APPLICATION RATE	COMMENTS
Common Cocklebur Jointvetch spp. <sup>1</sup> Morningglory spp. <sup>2</sup>	0.67 – 1.0 pint/acre  (0.25-0.375 lb a.e./acre)	General: Best control is achieved with applications prior to weed flowering. Weeds larger than 24" in size may not be adequately controlled.
Alligatorweed Dayflower <sup>4</sup> Eclipta Hemp sesbania Redstem Rice flatsedge <sup>3</sup> Sicklepod Texasweed/Mexicanweed <sup>4</sup> Water Hysopp Ricefield bulrush <sup>5</sup>	1.0 pint/acre  (0.375 lb a.e./acre)	Postflood applications should be made when weeds are well emerged above the water surface. Weeds submerged at the time of application will not be controlled.  <sup>1</sup> Jointvetch species are most susceptible from 10" to flowering stage of growth.  <sup>2</sup> Apply 1 pint/acre when morningglory runners are greater than 6".  <sup>3</sup> Rice flatsedge should be treated when less than 4 inches tall.  <sup>4</sup> For optimum control, tank-mix TRICLOPYR 44% TEA RICE with propanil or Arrosolo herbicide.  <sup>5</sup> <b>For optimum control, apply at 4 to 6 inches in height prior to tillering.</b>

Application Timing and Water Management for Preflood Application in Drill-Seeded Rice:

Application Rates	Drill-Seeded Rice - Preflood Application		
	Rice Stage of Growth to Apply		Water Management
	2-leaf Stage	3 to 4-leaf Stage	Hours After Application Before Flooding
TRICLOPYR 44% TEA RICE alone			
0.5 pt	No	No	—
0.67 pt	No	Yes	72 hours
1.0 pt	No	Yes	72 hours

TRICLOPYR 44% TEA RICE Plus Arrosolo or Propanil			
0.5 pt	Yes	Yes	72 hours
0.67 pt	No	Yes	72 hours

TANK MIX RECOMMENDATIONS

TRICLOPYR 44% TEA RICE may be tank mixed with several rice herbicides for broad spectrum weed control in rice. Tank mix applications are to be used only when the rice is well established and in the recommended stage of growth for treatment with TRICLOPYR 44% TEA RICE and the recommended tank mix product. For best results, weed species should also be in the proper stage of growth as specified on the TRICLOPYR 44% TEA RICE and tank mix product label. When tank mixing, always follow the use directions and precautions in accordance with each herbicide label. No label dosage rates may be exceeded.

Drill Seeded Rice

1. Preflood Application

Tank Mix with Propanil Herbicides:

TRICLOPYR 44% TEA RICE may be tank mixed with propanil herbicides in a preflood application to control grass and broadleaf weed species. Apply 0.5 to 0.67 pint/acre (0.19 - 0.25 lb a.e./acre) TRICLOPYR 44% TEA RICE plus 3.0 to 4.0 lb ai/acre of the propanil herbicide. DO NOT add a surfactant or crop oil concentrate when using propanil herbicides formulated as emulsifiable concentrates. A nonionic surfactant at 0.25% by volume is recommended when using propanil herbicides formulated as dry products or as flowables.

Tank Mix with Arrosolo Herbicides (Not Registered in California):

~~TRICLOPYR 44% TEA RICE may be tank mixed with liquid Arrosolo herbicide in a preflood application to control grass and broadleaf weed species. Apply 0.5 to 0.67 pint/acre (0.19 - 0.25 lb a.e./acre) of TRICLOPYR 44% TEA RICE plus 4.5 to 6 lb ai/acre (3 to 4 quarts/acre) of Arrosolo herbicide. DO NOT add a surfactant or crop oil concentrate to this tank mixture.~~

2. Postflood Application

TRICLOPYR 44% TEA RICE may be tank mixed with propanil herbicides in a postflood application to control grass and broadleaf weed species. Apply 0.67 to 1.0 pint/acre (0.25 - 0.375 lb a.e./acre) of TRICLOPYR 44% TEA RICE plus 1.0 to 4.0 lb ai/acre of the propanil herbicide. DO NOT add a surfactant or crop oil concentrate when using propanil herbicides formulated as emulsifiable concentrates. A nonionic surfactant at 0.25% by volume is recommended when using propanil herbicides formulated as dry products or as flowables. When using the 1 lb/acre rate of propanil with TRICLOPYR 44% TEA RICE, use only the liquid propanil herbicide formulation.

Water Seeded Rice:

Rice in the 3-4 leaf to Tillering Stage: TRICLOPYR 44% TEA RICE may be tank mixed with ~~liquid Arrosolo or~~ propanil herbicide in a postflood application to water seeded rice to control grass and broadleaf weeds. Apply 0.5 to 0.67 pint/acre (0.19 - 0.25 lb a.e./acre) of TRICLOPYR 44% TEA RICE plus 4.5 to 6 lb ai/acre (3 to 4 quarts/acre) of Arrosolo or 3 to 4 lb ai/acre of the propanil herbicide.

DO NOT use a surfactant or crop oil concentrate with ~~liquid Arrosolo or the~~ propanil herbicides formulated as emulsifiable concentrates. ~~Tank mixes with Arrosolo are not registered California.~~ **A nonionic surfactant at 0.25% by volume is recommended when using propanil herbicides formulated as dry products or as flowables.**

Rice in the tillering to 1/2" Internode Stage: Triclopyr 44% TEA Rice may be tank mixed with propanil herbicides in a post flood application to control grass and broadleaf weed species. Apply 0.67 to 1.0 pint/acre (0.25 to 0.375 lb ae/acre) of Triclopyr 44% TEA Rice plus 1 to 4 ai/acre of the propanil herbicide. Do not add a surfactant or crop oil concentrate when using propanil herbicides formulated as emulsifiable concentrates. **A nonionic surfactant at 0.25% by volume is recommended when using propanil herbicides formulated as dry products or as flowables.**

When using the 1 lb/acre rate of propanil with Triclopyr 44% TEA Rice, use only the emulsifiable concentration formulation of propanil.

WARRANTY DISCLAIMER

Albaugh, Inc. warrants that this product conforms to the chemical description on the label and is reasonably fit for the purposes stated on the label when used in strict accordance with the directions, subject to the inherent risks set forth below. Albaugh, Inc. MAKES NO OTHER EXPRESS OR IMPLIED WARRANTY OF MERCHANTABILITY OR FITNESS FOR A PARTICULAR PURPOSE OR ANY OTHER EXPRESS OR IMPLIED WARRANTY.

Inherent Risks of Use

It is impossible to eliminate all risks associated with use of this product. Crop injury, lack of performance or other unintended consequences may result because of such factors as use of the product contrary to label Instructions (including conditions noted on the label, such as unfavorable temperatures, soil conditions, etc.), abnormal conditions (such as excessive rainfall, drought, tornadoes, hurricanes), presence of other materials, the manner of application, or other factors, all of which are beyond the control of Albaugh, Inc. or the seller. All such risks shall be assumed by buyer.

Limitation of Remedies

To the extent permitted by law, the exclusive remedy for losses or damages resulting from this product (including claims based on contract, negligence, strict liability, or other legal theories), shall be limited to, at Albaugh's election, one of the following:

- (1) Refund of purchase price paid by buyer or user for product bought, or
- (2) Replacement of amount of product used

To the extent permitted by law, Albaugh, Inc. shall not be liable for losses or damages resulting from handling or use of this product unless Albaugh, Inc. is promptly notified of such loss or damage in writing. To the extent permitted by law, in no case shall Albaugh, Inc. be liable for consequential or incidental damages or losses.

The terms of the Warranty Disclaimer above and this Limitation of Remedies cannot be varied by any written or verbal statements or agreements. No employee or sales agent of Albaugh, Inc. or the seller is authorized to vary or exceed the terms of the Warranty Disclaimer or this Limitation of Remedies in any manner.

