



UNITED STATES ENVIRONMENTAL PROTECTION AGENCY  
WASHINGTON, D.C. 20460

**NOTIFICATION****MAY 21 2007**

OFFICE OF  
PREVENTION, PESTICIDES AND  
TOXIC SUBSTANCES

Mr. Morris Gaskins  
Registration Manager  
Albaugh, Inc.  
P.O. Box 2127  
Valdosta, GA 31604-2127

RE: Notification to Add Long Island, NY Aerial Application Prohibition Statement  
EPA Registration Number: 42750-102  
Date of Submission: April 27, 2007

Dear Mr. Gaskins:

The Agency is in receipt of your Application for Pesticide Notification under Pesticide Registration Notice (PRN) 98-10 dated, April 27, 2007, for the product Tebuconazole 45 WP. The Registration Division (RD) has conducted a review of this request for its applicability under PRN 98-10 and finds that the action(s) requested fall within the scope of PRN 98-10. The label submitted with the application has been stamped "Notification" and will be placed in our records.

If you have any questions, please call me directly at 703-305-6249 or Joyce Edwards of my staff at 703-305-5479.

Sincerely,

A handwritten signature in cursive script, appearing to read "Terri Stone for", is written over the typed name.

Linda Arrington  
Notifications & Minor Formulations Team Leader  
Registration Division (7505P)  
Office of Pesticide Programs



United States  
Environmental Protection Agency  
Washington, DC 20460

☐ Registration  
☐ Amendment  
☒ Other

OPP Identifier Number

## Application for Pesticide - Section I

1. Company/Product Number 42750-102	2. EPA Product Manager M. Waller	3. Proposed Classification <input checked="" type="checkbox"/> None <input type="checkbox"/> Restricted
4. Company/Product (Name) Tebuconazole 45 WP	PM# 21	
5. Name and Address of Applicant (Include ZIP Code) Albaugh Inc. P.O. Box 2127 Valdosta, GA 31604-2127 <input type="checkbox"/> Check if this is a new address	6. Expedited Review. In accordance with FIFRA Section 3(c)(3) (b)(i), my product is similar or identical in composition and labeling to: EPA Reg. No. _____ Product Name _____	

## Section - II

<input type="checkbox"/> Amendment - Explain below.	<input type="checkbox"/> Final printed labels in response to Agency letter dated _____
<input type="checkbox"/> Resubmission in response to Agency letter dated _____	<input type="checkbox"/> "Me Too" Application.
<input checked="" type="checkbox"/> Notification - Explain below.	<input type="checkbox"/> Other - Explain below.

NOTIFICATION

MAY 21 2007

Explanation: Use additional page(s) if necessary. (For section I and Section II.)

Notification to add Long Island, NY aerial application prohibition statement (page 4 of attached label)

This notification is consistent with the provisions of PR Notice 98-10 and EPA regulations at 40 CFR 152.46, and no further changes have been made to the labeling or the confidential statement of formula of this product. I understand that it is a violation of 18 U.S.C. Sec. 1001 to willfully make any false statement to EPA. I further understand that if this notification is not consistent with the terms of PR Notice 98-10 and 40 CFR 152.46, this product may be in violation of FIFRA and I may be subject to enforcement action and penalties under section 12 and 14 of FIFRA.

## Section - III

## 1. Material This Product Will Be Packaged In:

Child-Resistant Packaging <input type="checkbox"/> Yes <input checked="" type="checkbox"/> No	Unit Packaging <input type="checkbox"/> Yes <input checked="" type="checkbox"/> No	Water Soluble Packaging <input checked="" type="checkbox"/> Yes <input type="checkbox"/> No	2. Type of Container <input type="checkbox"/> Metal <input checked="" type="checkbox"/> Plastic <input type="checkbox"/> Glass <input checked="" type="checkbox"/> Paper <input type="checkbox"/> Other (Specify) PVA film
* Certification must be submitted		If "Yes" Unit Packaging wgt. No. per container	If "Yes" Package wgt. No. per container
3. Location of Net Contents Information <input checked="" type="checkbox"/> Label <input type="checkbox"/> Container		4. Size(s) Retail Container 4 oz, 8 oz	
5. Location of Label Directions <input checked="" type="checkbox"/>		6. Manner in Which Label is Affixed to Product <input checked="" type="checkbox"/> Lithograph <input type="checkbox"/> Paper glued <input type="checkbox"/> Stenciled <input type="checkbox"/> Other	

## Section - IV

1. Contact Point (Complete items directly below for identification of individual to be contacted, if necessary, to process this application.)			
Name Morris Gaskins		Title Registrations Manager	
		Telephone No. (Include Area Code) 229-244-3288	
Certification I certify that the statements I have made on this form and all attachments thereto are true, accurate and complete. I acknowledge that any knowingly false or misleading statement may be punishable by fine or imprisonment or both under applicable law.			6. Date Application Received (Stamped)
2. Signature 		3. Title Registrations Manager	
4. Typed Name Morris Gaskins		5. Date April 27, 2007	

3/10

**NOTIFICATION**

MAY 21 2007

**TEBUCONAZOLE 45 WP**

FOLIAR FUNGICIDE IN WATER SOLUBLE PACKETS

**ACTIVE INGREDIENT:**

Tebuconazole,

a-[2-(4-chlorophenyl)ethyl]a-(1,1-dimethylethyl)-1H-1,2,4-triazole-1-ethanol ..... 45.0%

**INERT INGREDIENTS:** ..... 55.0%

**TOTAL:** ..... 100.0%

Keep water soluble packets in this container and store in a cool dry place but not below freezing (32 F)  
Dealers should sell in original package only.

**KEEP OUT OF REACH OF CHILDREN**

**CAUTION**

**FIRST AID**

IF IN EYES:	<ul style="list-style-type: none"><li>• Hold eye open and rinse slowly and gently with water for 15 to 20 minutes. Remove contact lenses, if present, after the first 5 minutes, then continue rinsing eye.</li><li>• Call a poison control center or doctor for treatment advice.</li></ul>
IF SWALLOWED:	<ul style="list-style-type: none"><li>• Call a poison control center or doctor immediately for treatment advice.</li><li>• Have person sip a glass of water if able to swallow.</li><li>• Do not induce vomiting unless told to do so by a poison control center or doctor.</li><li>• Do not give anything by mouth to an unconscious person.</li></ul>
IF ON SKIN OR CLOTHING:	<ul style="list-style-type: none"><li>• Take off contaminated clothing.</li><li>• Rinse skin immediately with plenty of water for 15 to 20 minutes.</li><li>• Call a poison control center or doctor for treatment advice.</li></ul>
IF INHALED:	<ul style="list-style-type: none"><li>• Move person to fresh air.</li><li>• If person is not breathing, call 911 or an ambulance, then give artificial respiration, preferably mouth-to-mouth if possible.</li><li>• Call a poison control center or doctor for further treatment advice.</li></ul>
In case of emergency call CHEMTREC at 1-800-424-9300. Have a product container or label with you when calling a poison control center or doctor, or going for treatment.	
Note To Physician: No specific antidote. Treat symptomatically. Symptoms of Poisoning: The compound does not cause any definite symptoms that would be diagnostic. Contact with the eyes may cause irritation.	


EPA Reg. No. 42750-102

EPA Est. No. xxxxx-xx-xxx

Net Contents:

Manufactured For:  
Albaugh, Inc.  
Ankeny, IA 50021

**STOP - Read the label before use**



## PRECAUTIONARY STATEMENTS

### HAZARDS TO HUMANS AND DOMESTIC ANIMALS

#### CAUTION

Causes moderate eye irritation. Harmful if swallowed, inhaled or absorbed through the skin. Prolonged or frequently repeated skin contact may cause allergic skin reactions in some individuals. Do not get in eyes or on clothing. Avoid contact with skin. Avoid breathing dust or spray mist.

#### PERSONAL PROTECTIVE EQUIPMENT (PPE):

Some materials that are chemical-resistant to this product are listed below. If you want more options, follow the instructions for Category A on an EPA Chemical Resistant Category Selection Chart. Applicators and other handlers must wear:

1. Long-sleeved shirt and long pants
2. Chemical-resistant gloves made of any waterproof material
3. Shoes plus socks
4. Protective eyewear

Follow manufacturer's instructions for cleaning/ maintaining PPE. If no such instructions for washables, use detergent and hot water. Keep and wash PPE separately from other laundry.

#### ENGINEERING CONTROLS STATEMENTS

When handlers use closed systems, enclosed cabs, or aircraft in a manner that meets the requirements listed in the Worker Protection Standard (WPS) for agricultural pesticides [40 CFR 170.240(d)(4-6)], the handler PPE requirements may be reduced or modified as specified in the WPS.

#### USER SAFETY RECOMMENDATIONS

Users should:

1. Wash hands before eating, drinking, chewing gum, using tobacco or using the toilet.
2. Remove clothing immediately if pesticide gets inside. Then wash thoroughly and put on clean clothing.


#### ENVIRONMENTAL HAZARDS

This pesticide is toxic to estuarine and marine invertebrates. Do not apply directly to water, or to areas where surface water is present or to intertidal areas below the mean high-water mark. Drift and runoff may be hazardous to aquatic organisms in neighboring areas. Do not contaminate water when disposing of equipment washwater or rinsate.

#### DIRECTIONS FOR USE

It is a violation of Federal law to use this product in a manner inconsistent with its labeling.

Do not apply this product in a way that will contact workers or other persons, either directly or through drift. Only protected handlers may be in the area during application. For any requirements specific to your State or Tribe, consult the agency responsible for pesticide regulation.



### AGRICULTURAL USE REQUIREMENTS

Use this product only in accordance with its labeling and with the Worker Protection Standard, 40 CFR Part 170. This Standard contains requirements for the protection of agricultural workers on farms, forests, nurseries, and greenhouses, and handlers of agricultural pesticides. It contains requirements for training, decontamination, notification, and emergency assistance. It also contains specific instructions and exceptions pertaining to the statements on this label about personal protective equipment (PPE), restricted-entry interval and notification to workers. The requirements in this box only apply to uses of this product that are covered by the Worker Protection Standard.

Do not enter or allow worker entry into treated areas during the restricted entry interval (REI) of 12 hours.

PPE required for early entry to treated areas that is permitted under the Worker Protection Standard and that involves contact with anything that has been treated, such as plants, soil, or water, is:

- Long-sleeved shirt and long pants
- Chemical-resistant gloves made of any waterproof material
- Shoes plus socks
- Protective eyewear

### STORAGE AND DISPOSAL

Do not contaminate water, food or feed by storage or disposal.

**PESTICIDE STORAGE:** Store in a cool, dry place and in such a manner as to prevent cross contamination with other pesticides, fertilizers, food, and feed. Store in original container and out of the reach of children, preferably in a locked storage area.

Handle and open container in a manner as to prevent spillage. If container is leaking or material is spilled for any reason or cause, carefully sweep material into a pile. Refer to Precautionary Statements on label for hazards associated with the handling of this material. Do not walk through spilled material. Dispose of pesticide as directed below. In spill or leak incidents, keep unauthorized people away.

**PESTICIDE DISPOSAL:** Wastes resulting from the use of this product may be disposed of on site or at an approved waste disposal facility.

**CONTAINER DISPOSAL:** Completely empty container into application equipment. Then dispose of empty container in a sanitary landfill, or by incineration, or, if allowed by state and local authorities, by burning. If burned, stay out of smoke.

### CHEMIGATION

Do not apply this product through any type of irrigation system.

### SPRAY VOLUME

TEBUCONAZOLE 45 WP may be applied in 50 gallons or more of spray solution per acre by ground spray equipment or in 15 gallons or more per acre by aircraft equipment except as noted under "REMARKS" for each crop. Increase spray volume as crop growth increases to ensure thorough coverage of the foliage and fruit. Check equipment calibration frequently. Complete coverage and uniform application are essential for the most effective results, especially when lower spray volumes are applied.

### MIXING

The enclosed packets are water soluble. Do not allow packets to become wet prior to mixing spray solution. Do not handle with wet hands or wet gloves. Reseal outer bag to protect remaining packets.

Ground Application Equipment: The order of mixing is important and should be followed.

1. The spray tank should be filled  $\frac{1}{4}$  to  $\frac{1}{3}$  full of water.
2. While circulating and with the agitator running, add the required number of PVA packets, as determined under "Recommended Applications" into the spray tank as you continue filling the tank to the desired level of water. One packet contains 2 ounces of wettable powder. Depending on the water temperature and the degree of agitation, the packets should be completely dissolved within a few minutes from the time they are added to the water. Cooler water temperatures increase the time needed for the packet to dissolve completely. If an adjuvant is needed, add prior to addition of PVA packets to the spray tank.
3. The addition of other pesticides should be after adequate agitation prior to and during spraying.
4. As with any pesticide, maintain adequate agitation prior to and during spraying.

Aerial Application Equipment: It is important to pre-mix the PVA packets and water before loading into the aerial spray tank. The mixing process should be made according to the same directions for ground application equipment.

CAUTION: Do not use PVA packets in a tank mix with products that contain boron or release free chlorine. The resultant reaction of PVA and boron or free chlorine is a plastic which is not soluble in water or solvents such as diesel oils, kerosene, gasoline or alcohol. TEBUCONAZOLE 45 WP is compatible with chlorinated water. Do not attempt to use the PVA packet directly in diesel oils or summer spray type oils as in ULV or LV uses. PVA packets are water soluble, not oil soluble.

NOTE: No aerial application on Long Island, New York.

#### RECOMMENDED APPLICATIONS

CROP	DISEASE	RATE OF TEBUCONAZOLE 45 WP	
Cherry Peach Nectarine	Brown rot (blossom blight, fruit rot)	2 oz/100 gal*	4 to 8 oz/acre**
Cherry	Leaf Spot Powdery mildew		
Peach	Rust	2 oz/100 gal	5 to 8 oz/acre

Blossom blight: Begin application at white bud on cherry or pink bud on peach and nectarine. Apply again at 50% bloom and at petal fall if conditions continue to be favorable for disease development.

Fruit rot: Begin application at two to three weeks before harvest and continue at 7-day intervals through the day of harvest. The blossom and fruit stages must be protected for optimum control of brown rot. If TEBUCONAZOLE 45 WP is applied during only one of these stages, another registered fungicide should be applied to the other stage to provide optimum protection. Additional cover sprays during the early postbloom period are also important for preventing quiescent fruit infections in sweet cherry and peach.

Leaf spot: Begin application at petal fall or when first leaves unfold and continue applications at 7- to 14-day intervals. Applications should be made at 7-day intervals early in the growing season when terminal growth is rapid and/or under severe disease conditions. A postharvest application may be made to maintain control and reduce overwintering inoculum.

Powdery mildew: Follow leaf spot schedule until terminal growth ceases.

Rust: Begin applications after canker emergence and continue applications at 14-day intervals under severe disease conditions.

#### GENERAL USE DIRECTIONS:

TEBUCONAZOLE 45 WP may be applied up to and including the day of harvest (0-day PHI). Do not apply more than 3 lb of product per acre per crop season.

TEBUCONAZOLE 45 WP is a sterol demethylation inhibitor (DMI) fungicide. It may be applied in tank mix or alternated (every other spray application) with a non-DMI (protectant) fungicide as a resistance management strategy. Do not mix TEBUCONAZOLE 45 WP with other DMI fungicides.

\*When using the 2 oz/100 gal rate, use at least 4 oz of TEBUCONAZOLE 45 WP per acre.

\*\*The amount of TEBUCONAZOLE 45 WP required per acre will depend on tree size and volume of foliage present. The rate per acre is based on a standard of 400 gallons of dilute spray solution per acre for large trees. For smaller trees, multiply 2 oz times the number of 100 gallons of spray solution required to thoroughly wet, to the point of runoff, one acre of the trees being treated. For concentrate sprays, apply the same amount of product per acre as would be applied in a dilute spray based on tree size and foliage volume, but not less than 4 ounces of TEBUCONAZOLE 45 WP per acre. Apply 6 to 8 ounces per acre of TEBUCONAZOLE 45 WP when severe disease conditions exist.

CROP	DISEASE	RATE OF TEBUCONAZOLE 45 WP
Grape	Black rot Powdery mildew	4 ounces per acre

#### Powdery Mildew

Apply in a preventive spray schedule. Make the first application of TEBUCONAZOLE 45 WP before bloom and continue applications using spray intervals of Up to 21 days in low to moderate disease pressure. Use a 14-day schedule when disease pressure is severe.

#### Black Rot

Preventive Schedule: Make the first application at 1- to 3-inches of new shoot growth and continue at 7- to 14-day intervals through 5 ° Brix stage or until veraison (berry coloring) is complete. Apply at 1-inch new shoot growth and at 7- to 10-day intervals on highly susceptible varieties or under severe disease conditions.

Post-Infection Schedule: A post-infection schedule may be followed from 1-inch new shoot growth through 5° Brix stage. Apply within 72 hours after the beginning of an infection period. TEBUCONAZOLE 45 WP applications should not be closer than 7 days apart. Continue TEBUCONAZOLE 45 WP applications using the preventive schedule if the post-infection schedule is discontinued.

#### Botrytis

TEBUCONAZOLE 45 WP, applied in a powdery mildew spray schedule, will enhance the activity of registered fungicides used for control of Botrytis bunch rot. Applications must be made on a 14-day schedule for suppression of Botrytis.

#### General Directions

TEBUCONAZOLE 45 WP may be applied up to 14 days before harvest. A maximum of 2 pounds of

TEBUCONAZOLE 45 WP may be applied per acre per crop season.

The minimum interval between applications is 7 days.

By ground application only in the state of New York.

Apply product in sufficient water for thorough coverage of vines and fruit. Increase spray volume as vine growth increases.

TEBUCONAZOLE 45 WP is a sterol demethylation inhibitor (DMI) fungicide. It may be applied in a tank-mix or alternated (every other spray application) with a non-DMI fungicide as a resistance management strategy. Tank-mixing TEBUCONAZOLE 45 WP with other DMI fungicides is not recommended.

CROP	DISEASE	RATE OF TEBUCONAZOLE 45 WP
Banana Plantain	Black Leaf Streak Yellow Sigatoka	3.2 oz per acre

Apply specified dosage as a foliar spray in a minimum of 20 gallons or more of water per acre to assure thorough coverage of the plants. A spray oil recommended for use on banana or plantain should be utilized at 4.3 pints per acre in tank-mix with TEBUCONAZOLE 45 WP. Thoroughly mix TEBUCONAZOLE 45 WP in the spray solution prior to the addition of a spray oil. Make the first application before disease becomes established and repeat applications at 14-day intervals if necessary to maintain disease control.

Do not apply TEBUCONAZOLE 45 WP to non-bagged bananas. A maximum of 16 oz of TEBUCONAZOLE 45 WP may be applied per acre per harvest cycle. TEBUCONAZOLE 45 WP may be applied up to the day of harvest.

OBSERVE THE FOLLOWING PRECAUTIONS WHEN SPRAYING IN THE VICINITY OF AQUATIC AREAS SUCH AS LAKES; RESERVOIRS; RIVERS; PERMANENT STREAMS, MARSHES OR NATURAL PONDS; ESTUARIES AND COMMERCIAL FISH FARM PONDS.

#### Spray Drift Management:

The interaction of many equipment and weather related factors determines the potential for spray drift. The applicator is responsible for considering all of these factors when making application decisions. Avoiding spray drift is the responsibility of the applicator.

#### Buffer Zone Requirements:

For soil or foliar applications, do not apply by ground within 25 feet, or by air within 150 feet of lakes; reservoirs; rivers; permanent streams, marshes or natural ponds; estuaries and commercial fish farm ponds.

#### Recommendations For Aerial Applications:

The spray boom should be mounted on the aircraft so as to minimize drift caused by wing tip vortices. The minimum practical boom length should be used, and must not exceed 75% of the wing span or rotor diameter.

#### Importance of Droplet Size:

An important factor influencing drift is droplet size. Small droplets (<150 - 200 microns) drift to a greater



extent than large droplets. Within typical equipment specifications, applications should be made to deliver the largest droplet spectrum that provides sufficient control and coverage. Formation of very small droplets may be minimized by appropriate nozzle selection, by orienting nozzles away from the air stream as much as possible and by avoiding excessive spray boom pressure.

Spray should be released at the lowest possible height consistent with good pest control and flight safety. Applications more than 10 feet above the crop canopy should be avoided.

#### Wind Speed Restrictions:

Drift potential increases at wind speeds of less than 3 mph (due to inversion potential) or more than 10 mph. However, many factors, including droplet size, canopy and equipment specifications determine drift potential at any given wind speed. Do not apply when winds are greater than 15 mph and avoid gusty and windless conditions. Risk of exposure to sensitive aquatic areas can be reduced by avoiding applications when wind direction is toward the aquatic area.

#### Restrictions During Temperature Inversions:

Do not make aerial or ground applications during temperature inversions. Drift potential is high during temperature inversions. Temperature inversions restrict vertical air mixing, which causes small suspended droplets to remain close to the ground and move laterally in a concentrated cloud. Temperature inversions are characterized by increasing temperature with altitude and are common on nights with limited cloud cover and light to no wind. They begin to form as the sun sets and often continue into the morning. Their presence can be indicated by ground fog; however if fog is not present, inversions can also be identified by the movement of smoke from a ground source. Smoke that layers and moves laterally in a concentrated cloud (under low wind conditions) indicates an inversion, while smoke that moves upward and rapidly dissipates indicates good vertical mixing.

#### Airblast (Air Assist) Specific Recommendations for Tree Crops and Vineyards:

Airblast sprayers carry droplets into the canopy of trees/vines via a radially, or laterally directed air stream. The following specific drift management practices should be followed:


- Adjust deflectors and aiming devices so that spray is only directed into the canopy;
- Block off upward pointed nozzles when there is no overhanging canopy;
- Use only enough air volume to penetrate the canopy and provide good coverage;
- Do not allow the spray to go beyond the edge of the cultivated area (i.e., turn off sprayer when turning at end rows);
- Only spray inward, toward the orchard or vineyard, for applications to the outside rows.

#### Runoff Management:

Do not cultivate within 10 feet of the aquatic areas to allow growth of a vegetative filter strip. When used on erodible soils, best management practices for minimizing runoff should be employed. Consult your local Soil Conservation Service for recommendations in your use area.

#### ROTATIONAL CROPS

Any crop not specified on this label may be planted into treated areas 120 days after last application.



**IMPORTANT: READ BEFORE USE**

Read the entire Directions for Use, Conditions, Disclaimer of Warranties and Limitations of Liability before using this product. If terms are not acceptable, return the unopened product container at once.

By using this product, user or buyer accepts the following Conditions, Disclaimer of Warranties and Limitations of Liability.

**CONDITIONS:** The directions for use of this product are believed to be adequate and should be followed carefully. However, it is impossible to eliminate all risks associated with the use of this product. Crop injury, ineffectiveness or other unintended consequences may result because of such factors as weather conditions, presence of other materials, or the manner of use or application, all of which are beyond the control of Albaugh, Inc.. All such risks shall be assumed by the user or buyer.

**DISCLAIMER OF WARRANTIES:** ALBAUGH, INC. MAKES NO OTHER WARRANTIES, EXPRESS OR IMPLIED, OF MERCHANTABILITY OR OF FITNESS FOR A PARTICULAR PURPOSE OR OTHERWISE, THAT EXTEND BEYOND THE STATEMENTS MADE ON THIS LABEL. No agent of Albaugh, Inc. is authorized to make any warranties beyond those contained herein or to modify the warranties contained herein. ALBAUGH, INC. DISCLAIMS ANY LIABILITY WHATSOEVER FOR SPECIAL, INCIDENTAL OR CONSEQUENTIAL DAMAGES RESULTING FROM THE USE OR HANDLING OF THIS PRODUCT.

**LIMITATIONS OF LIABILITY:** THE EXCLUSIVE REMEDY OF THE USER OR BUYER FOR ANY AND ALL LOSSES, INJURIES OR DAMAGES RESULTING FROM THE USE OR HANDLING OF THIS PRODUCT, WHETHER IN CONTRACT, WARRANTY, TORT, NEGLIGENCE, STRICT LIABILITY OR OTHERWISE, SHALL NOT EXCEED THE PURCHASE PRICE PAID, OR AT ALBAUGH, INC.'S ELECTION, THE REPLACEMENT OF PRODUCT.