

42750-99

6/29/2010

10F20



UNITED STATES ENVIRONMENTAL PROTECTION AGENCY
WASHINGTON, D.C. 20460

OFFICE OF CHEMICAL SAFETY
AND POLLUTION PREVENTION

Mr. Morris Gaskins
Registration Manager
Albaugh, Inc,
P.O. Box 2127
Valdosta, GA 31604

JUN 29 2010

RE: Notification to Change Sweet Corn REI from 19 Hours to 19 Days
EPA Registration Number: 42750-99
Date of Submission: May 18, 2010

Dear Mr. Gaskins:

The Agency is in receipt of your Application for Pesticide Notification under Pesticide Registration Notice (PRN) 98-10 dated, May 18, 2010, for the above mentioned product. The Registration Division (RD) has conducted a review of this request for its applicability under PRN 98-10 and finds that the actions requested fall within the scope of PRN 98-10. The label submitted with the application has been stamped "Notification" and will be placed in our records.

If you have any questions, please me directly at 703-305-6249 or Joyce Edwards of my staff at 703-308-5479.

Sincerely,

A handwritten signature in black ink, appearing to read "Linda Arrington".

Linda Arrington
Notifications & Minor Formulations Team Leader
Registration Division (7505P)
Office of Pesticide Programs



United States
Environmental Protection Agency
Washington, DC 20460

Registration
 Amendment
 Other

OPP Identifier Number

Application for Pesticide - Section I

1. Company/Product Number 42750-99	2. EPA Product Manager M. Waller	3. Proposed Classification <input type="checkbox"/> None <input checked="" type="checkbox"/> Restricted
4. Company/Product (Name) Tebuconazole 3.6 FL	PM# 21	
5. Name and Address of Applicant (Include ZIP Code) Albaugh, Inc. P.O. Box 2127 Valdosta, GA 31604 <input type="checkbox"/> Check if this is a new address	6. Expedited Review. In accordance with FIFRA Section 3(c)(3)(b)(i), my product is similar or identical in composition and labeling to: EPA Reg. No. _____ Product Name _____	

Section - II

<input type="checkbox"/> Amendment - Explain below.	<input type="checkbox"/> Final printed labels in response to Agency letter dated _____	NOTIFICATION JUN 29 2010
<input type="checkbox"/> Resubmission in response to Agency letter dated _____	<input type="checkbox"/> "Me Too" Application.	
<input type="checkbox"/> Notification - Explain below.	<input type="checkbox"/> Other - Explain below.	

Explanation: Use additional page(s) if necessary. (For section I and Section II.)

Notification to correct typo per PR Notice 98-10 - Change Sweet Corn REI from 19 hours to 19 days

This notification is consistent with the provisions of PR Notice 98-10 and EPA regulations at 40 CFR 152.46, and no further changes have been made to the labeling or the confidential statement of formula of this product. I understand that it is a violation of 18 U.S.C. Sec. 1001 to willfully make any false statement to EPA. I further understand that if this notification is not consistent with the terms of PR Notice 98-10 and 40 CFR 152.46, this product may be in violation of FIFRA and I may be subject to enforcement action and penalties under section 12 and 14 of FIFRA.

Section - III

1. Material This Product Will Be Packaged In:				2. Type of Container	
Child-Resistant Packaging <input type="checkbox"/> Yes <input checked="" type="checkbox"/> No	Unit Packaging <input type="checkbox"/> Yes <input checked="" type="checkbox"/> No	Water Soluble Packaging <input type="checkbox"/> Yes <input checked="" type="checkbox"/> No		<input type="checkbox"/> Metal	<input checked="" type="checkbox"/> Plastic
				<input type="checkbox"/> Glass	<input type="checkbox"/> Paper
* Certification must be submitted		If "Yes" Unit Packaging wgt.	No. per container	Other (Specify) _____	
		If "Yes" Package wgt	No. per container		
3. Location of Net Contents Information <input checked="" type="checkbox"/> Label <input type="checkbox"/> Container		4. Size(s) Retail Container 2.5 gal		5. Location of Label Directions <input checked="" type="checkbox"/> Attached to container	
6. Manner in Which Label is Affixed to Product		<input checked="" type="checkbox"/> Lithograph Paper glued Stenciled		<input type="checkbox"/> Other _____	

Section - IV

1. Contact Point (Complete items directly below for identification of individual to be contacted, if necessary, to process this application.)		
Name Morris Gaskins	Title Registrations Manager	Telephone No. (Include Area Code) 229-244-3288
Certification I certify that the statements I have made on this form and all attachments thereto are true, accurate and complete. I acknowledge that any knowingly false or misleading statement may be punishable by fine or imprisonment or both under applicable law.		6. Date Application Received (Stamped)
2. Signature 	3. Title Registrations Manager	
4. Typed Name Morris Gaskins	5. Date May 18, 2010	

CORPORATE OFFICE

1525 NE 36th Street
Ankeny, IA 50021
515.964.9444 - Office
800.247.8013 - Toll Free
515.964.7813 - Facsimile

ALBAUGH, INC.

Valdosta Office

3020
P.O. Box 2127
304 Janet Street, Suite H
Valdosta, GA 31604
229.244.3288 - Office
229.244.5841 - Facsimile

Fed-X

May 18, 2010

Document Processing Desk (NOTIFY)
Ms. Mary Waller (PM 21)
Registration Division
Office of Pesticide Programs (7504P)
U.S. Environmental Protection Agency
Room S-4900, One Potomac Yard (South Bldg)
2777 South Crystal Dr.
Arlington, VA 22202


RE: Tebuconazole 3.6 FL
EPA Reg. No. 42750-99

Dear Ms. Waller,

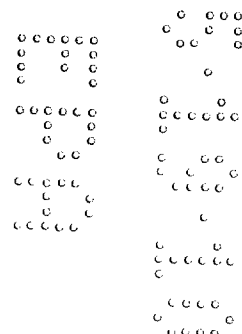
The enclosed submission for the above referenced registration is a label notification under PR Notice 98-10 to correct a typographical error in the Corn use table. The REI for Sweet Corn was inadvertently listed as 19 hours rather than 19 days as is on Bayer's Folicur and other tebuconazole registrations with sweet corn on the label as a registered use.

Please call if you have any questions.

Regards,



Morris Gaskins
Registrations Manager
Albaugh, Inc.
229-244-3288



PREMIER SUPPLIER OF OFF-PATENT CROP PROTECTION PRODUCTS

www.albaughinc.com

EDITOR'S NOTE: PRN 98-10 label notification to correct typo for Sweet Corn REI from 19 hours to 19 days

TEBUCONAZOLE 3.6 FL

Fungicide for control of specified diseases on asparagus, barley, beans, corn, cucurbit vegetables, grasses grown for seed, hops, dry bulb onion and garlic, green onions, leafy Brassica greens, garden beet roots and tops, lychee, okra, pecan, peanuts, soybean, sunflower, turnip and wheat.

ACTIVE INGREDIENT:

- Tebuconazole,
- alpha-[2-(4-chlorophenyl)ethyl]-alpha-(1,1-dimethylethyl)-1H-1,2,4-triazole-1-ethanol 38.7%
- OTHER INGREDIENTS: 61.3%
- TOTAL: 100.0%

Contains 3.6 pounds tebuconazole per gallon

KEEP OUT OF REACH OF CHILDREN

NOTIFICATION

CAUTION

JUN 29 2010

FIRST AID


IF SWALLOWED	<ul style="list-style-type: none"> • Call a poison control center or doctor immediately for treatment advice. • Have person sip a glass of water if able to swallow. • Do not induce vomiting unless told to do so by a poison control center or doctor. • Do not give anything by mouth to an unconscious person.
IF ON SKIN OR CLOTHING	<ul style="list-style-type: none"> • Take off contaminated clothing. • Rinse skin immediately with plenty of water for 15 to 20 minutes. • Call a poison control center or doctor for treatment advice.
IF IN EYES	<ul style="list-style-type: none"> • Hold eye open and rinse slowly and gently with water for 15 to 20 minutes. • Remove contact lenses, if present, after the first 5 minutes, then continue rinsing eye. • Call a poison control center or doctor for treatment advice.
IF INHALED	<ul style="list-style-type: none"> • Move person to fresh air. • If person is not breathing, call 911 or an ambulance, then give artificial respiration, preferably mouth-to-mouth if possible. • Call a poison control center or doctor for further treatment advice.
Have a product container or label with you when calling a poison control center or doctor, or going for treatment.	
Note To Physician: No specific antidote. Treat symptomatically. Symptoms of Poisoning: The compound does not cause any definite symptoms that would be diagnostic. Contact with the eyes may cause irritation.	

EPA Reg. No. 42750-99

EPA Est. No. 42750-MO-001

NET CONTENTS:

Manufactured By:
ALBAUGH, INC.
1525 NE 36th Street
ANKENY, IA 50021



PRECAUTIONARY STATEMENTS
HAZARDS TO HUMANS AND DOMESTIC ANIMALS

CAUTION

Harmful if swallowed, inhaled or absorbed through skin. Avoid contact with skin, eyes, and clothing. Avoid breathing vapor or spray mist.

PERSONAL PROTECTIVE EQUIPMENT

Some materials that are chemical-resistant to this product are listed below. If you want more options, follow the instructions for category C on an EPA chemical-resistance category selection chart.

Applicators and other handlers must wear:

- 1. Long-sleeved shirt and long pants
- 2. Chemical-resistant gloves, such as barrier laminate, or butyl rubber or nitrile rubber or neoprene rubber or polyvinyl chloride or viton
- 3. Shoes plus socks

Follow manufacturer's instructions for cleaning/maintaining PPE. If no such instructions for washables, use detergent and hot water. Keep and wash PPE separately from other laundry.

ENGINEERING CONTROLS STATEMENTS

When handlers use closed systems, enclosed cabs, or aircraft in a manner that meets the requirements listed in the Worker Protection Standard (WPS) for agricultural pesticides [40 CFR 170.240(d)(4-6)], the handler PPE requirements may be reduced or modified as specified in the WPS.

USER SAFETY RECOMMENDATIONS

Users should:

- 1. Wash hands before eating, drinking, chewing gum, using tobacco or using the toilet.
- 2. Remove clothing immediately if pesticide gets inside. Then wash thoroughly and put on clean clothing.

ENVIRONMENTAL HAZARDS

This pesticide is toxic to mammals, fish and aquatic invertebrates. Do not apply directly to water, or to areas where surface water is present or to intertidal areas below the mean high water mark. Runoff may be hazardous to aquatic organisms in neighboring areas. Do not contaminate water when disposing of equipment washwater or rinsate.

Ground Water Advisory: Tebuconazole is known to leach through soil into ground under certain conditions as a result of label use. Use of this chemical in areas where soils are permeable, particularly where the water table is shallow, may result in ground-water contamination.

Surface Water Advisory: This product may contaminate water through drift of spray in wind. This product has a high potential for runoff for several months or more after application. Poorly draining soils and soils with shallow water tables are more prone to runoff that contains this product. A level, well maintained vegetative buffer strip between areas to which this product is applied and surface water features such as ponds, streams, and springs will reduce the potential for contamination of water from rainfall-runoff. Runoff of this product will be reduced by avoiding applications when rainfall is forecasted within 48 hours.

DIRECTIONS FOR USE

It is a violation of Federal law to use this product in a manner inconsistent with its labeling.

Do not apply this product in a way that will contact workers or other persons, either directly or through drift. Only protected handlers may be in the area during application. For any requirements specific to your State or Tribe, consult the agency responsible for pesticide regulation.

AGRICULTURAL USE REQUIREMENTS

Use this product only in accordance with its labeling and with the Worker Protection Standard, 40 CFR Part 170. This Standard contains requirements for the protection of agricultural workers on farms, forests, nurseries, and greenhouses, and handlers of agricultural pesticides. It contains requirements for training, decontamination, notification, and emergency assistance. It also contains specific instructions and exceptions pertaining to the statements on this label about personal protective equipment (PPE), and restricted-entry interval. The requirements in this box only apply to uses of this product that are covered by the Worker Protection Standard.

Do not enter or allow worker entry into treated areas during the restricted entry interval (REI). The REI for each crop is listed in the applications directions associated with each crop.

PPE required for early entry to treated areas that is permitted under the Worker Protection Standard and that involves contact with anything that has been treated, such as plants, soil, or water, is:

- 1. Coveralls
- 2. Chemical-resistant gloves, such as barrier laminate or butyl rubber or nitrile rubber or neoprene rubber or polyvinyl chloride or viton
- 3. Shoes plus socks

STORAGE AND DISPOSAL

Do not contaminate water, food or feed by storage or disposal.

PESTICIDE STORAGE: Store in a cool, dry place and in such a manner as to prevent cross contamination with other pesticides, fertilizers, food, and feed. Store in original container and out of the reach of children, preferably in a locked storage area.

Handle and open container in a manner as to prevent spillage. If container is leaking invert to prevent leakage. If the container is leaking or material is spilled for any reason or cause, carefully dam up spilled material to prevent runoff. Refer to Precautionary Statements on label for hazards associated with the handling of this material. Do not walk through spilled material. Absorb spilled material with absorbing type compounds and dispose of as directed for pesticides below. In spill or leak incidents, keep unauthorized people away.

PESTICIDE DISPOSAL: Wastes resulting from the use of this product may be disposed of on site or at an approved waste disposal facility.

CONTAINER DISPOSAL: Non-refillable containers (1, 2.5, 30 & 55 gallon): Do not reuse or refill this container. Offer for recycling, if available. Triple rinse or pressure rinse container (or equivalent) promptly after emptying.

(non-refillable <5 gallons): Triple rinse as follows: Empty the remaining contents into application equipment or a mix tank and drain for 10 seconds after the flow begins to drip. Fill the container 1/4 full with water and recap. Shake for 10 seconds. Pour rinsate into application equipment or a mix tank or

store rinsate for later use or disposal. Drain for 10 seconds after the flow begins to drip. Repeat this procedure two more times.

(non-refillable >5 gallons): Triple rinse as follows: Empty the remaining contents into application equipment or a mix tank. Fill the container $\frac{1}{4}$ full with water. Replace and tighten closures. Tip container on its side and roll it back and forth, ensuring at least one complete revolution, for 30 seconds. Stand the container on its end and tip it back and forth several times. Empty the rinsate into application equipment or a mix tank or store rinsate for later use or disposal. Repeat this procedure two more times.

Pressure rinse as follows (all sizes): Empty the remaining contents into application equipment or a mix tank and continue to drain for 10 seconds after the flow begins to drip. Hold container upside down over application equipment or mix tank or collect rinsate for later use for disposal. Insert pressure rinsing nozzle in the side of the container, and rinse at about 40 PSI for at least 30 seconds. Drain for 10 seconds after the flow begins to drip.

Refillable container (250 gallon & bulk): Refill this container with pesticide only. Do not reuse this container for any other purpose. Cleaning the container before final disposal is the responsibility of the person disposing of the container. Cleaning before refilling is the responsibility of the refiller.

To clean the container before final disposal, empty the remaining contents from the container into application equipment or mix tank. Fill the container about 10 percent full with water. Agitate vigorously or recirculate water with the pump for 2 minutes. Pour or pump rinsate into application equipment or rinsate collection system. Repeat this rinsing process two more times.

In case of emergency call CHEMTREC at 1-800-424-9300.

SPRAY VOLUME

TEBUCONAZOLE 3.6FL may be applied in a minimum of 10 gallons of spray solution per acre by ground sprayer or in a minimum of 5 gallons of spray solution per acre by aircraft spray equipment. Check equipment calibration frequently. Complete coverage and uniform application are essential for the most effective results, especially when lower spray volumes are applied. If necessary, increase the spray volume per acre for complete crop coverage.

CHEMIGATION

Apply TEBUCONAZOLE 3.6FL through irrigation equipment only to crops and diseases for which the chemigation use is specified. Apply this product only through center pivot, lateral move, end tow, side (wheel) roll, traveler, big gun, solid set, or hand move; or drip (trickle) irrigations systems. Do not apply this product through any other type of irrigation system. Crop injury, lack of effectiveness, or illegal pesticide residues in the crop can result from non-uniform distribution of treated water. If you have questions about calibration, you should contact State Extension Services specialists, equipment manufacturers or other experts. Do not connect an irrigation system (including greenhouse systems) used for pesticide application to a public water systems unless the pesticide label-prescribed safety devices for public water systems are in place. A person knowledgeable of the chemigation system and responsible for its operation or under the supervision of the responsible person shall shut the system down and make necessary adjustments should the need arise.

The system must contain a functional check valve, vacuum relief valve, and low pressure drain appropriately located on the irrigation pipeline to prevent water source contamination from back flow. The pesticide injection pipeline must contain a functional, automatic quick-closing check valve to prevent the flow of fluid back toward the injection pump. The pesticide injection pipeline must also contain a

functional, normally closed, solenoid-operated valve located on the intake side of the injection pump and connected to the system interlock to prevent fluid from being withdrawn from the supply tank when the irrigation system is either automatically or manually shut down. The system must contain functional interlocking controls to automatically shut off the pesticide injection pump when the water pump motors stop. The irrigation line or water pump must include a functional pressure switch which will stop the water pump motor when the water pressure decreases to the point where pesticide distribution is adversely affected. Systems must use a metering pump, which as a positive displacement injection pump (e.g., diaphragm pump) effectively designed and constructed of materials that are compatible with pesticides and capable of being fitted with a system interlock. Do not apply when wind speed favors drift beyond the area intended for treatment.

Maintain continuous agitation in mix tank during mixing and application to assure a uniform suspension. Allow sufficient time for pesticide to be flushed through all lines and all nozzles before turning off irrigation water. Pesticide may be applied continuously for the duration of the water application.

Mixing: Add specified amount of TEBUCONAZOLE 3.6FL into the spray tank while filling with water to the desired level. Operate the agitator while mixing. If other materials are added to the spray tank, the TEBUCONAZOLE 3.6FL should be thoroughly dispersed prior to the addition of other materials.

Compatibility: To determine the compatibility of TEBUCONAZOLE 3.6FL with other products, the following procedure should be followed: Pour the specified proportions of the products into a suitable container of water, mix thoroughly and allow to stand at least five (5) minutes. If the combination remains mixed or can be re-mixed readily, the mixture is considered physically compatible.

RECOMMENDED APPLICATIONS

CROP	DISEASE	RATE OF TEBUCONAZOLE 3.6FL
Asparagus	Rust (<i>Puccinia spp.</i>)	4 to 6 fl. oz per acre

Notes: Apply TEBUCONAZOLE 3.6FL as a foliar spray to the developing ferns after harvest of spears in completed. Apply at the earliest sign of rust pustules or when weather conditions are conducive for rust development. Apply 4 to 6 fl oz of TEBUCONAZOLE 3.6FL per acre (0.11 lb ai - 0.17 lb ai per acre) in alternation with another effective fungicide. Under conditions of severe rust pressure, use the higher rate. Repeat applications on a 14-day interval as necessary to maintain control of rust. Do not apply to harvestable spears. Do not apply within 100 days harvest in California and 180 days in all other states. Do not make more than three foliar applications per season (18 fl oz/acre or 0.51 lb ai/acre).

General Comments: Applications may be made using ground or aerial application equipment. A 50 foot spray drift buffer zone is required for all aerial applications. For optimum disease control, the lowest labeled rate of a spray surfactant should be tank-mixed with TEBUCONAZOLE 3.6FL. TEBUCONAZOLE 3.6FL is a sterol demethylation inhibitor (DMI) fungicide (Group 3). Alternating TEBUCONAZOLE 3.6FL with other DMI fungicides may lead to resistance.

Restricted-entry interval (REI) = 12 hours.

CROP	DISEASES	RATE OF Tebuconazole 3.6 FL
Barley	Rusts (<i>Puccinia spp.</i>) Head blight (<i>Fusarium spp.</i>) - Suppression	4 fl oz per acre

Notes and Restrictions:

- Apply Tebuconazole 3.6 FL in a minimum of 10 gallons of spray solution per acre by ground sprayer or in a minimum of 5 gallons of spray solution per acre by aircraft spray equipment.
- A maximum of 4 fl. oz. of Tebuconazole 3.6 FL may be applied per acre per crop season.
- Do not apply within 30 days of harvest. Straw cut after harvest may be fed or used for bedding.
- Grazing livestock or feeding of green forage is permitted 6 or more days after the last application of Tebuconazole 3.6 FL.
- Barley fields should be observed closely for early disease symptoms, particularly when susceptible varieties are planted and/or under prolonged conditions favorable for disease development.
- Restricted-entry interval (REI) = 12 hours.

Application Timing Directions:

- Rusts: Apply at the earliest sign of rust pustules on foliage.
- Fusarium head blight: Optimal timing for head blight suppression is when main stem heads have fully emerged (Feekes 10.5) on 50% of the plants.

General Comments:

- For optimum disease control, the lowest specified rate of a spray surfactant should be tank-mixed with Tebuconazole 3.6 FL.
- Tebuconazole 3.6 FL must have 2 – 4 hours of drying time on plant foliage for the active ingredient to move systemically into plant tissue before rain or irrigation occurs. After this period of time, Tebuconazole 3.6 FL will be resistant to weathering.
- Tebuconazole 3.6 FL is a demethylation inhibitor (DMI) fungicide (Group 3).

CROP	DISEASE	RATE OF TEBUCONAZOLE 3.6FL
Beans (fresh & dry except succulent shelled)	Rust (Uromyces appendiculatus)	4 to 6 fl. oz per acre
Notes: Apply TEBUCONAZOLE 3.6FL in a protective spray schedule or when weather conditions are favorable for rust development. Repeat applications at 14-day intervals, or as necessary to maintain control. Beans, fresh: TEBUCONAZOLE 3.6FL may be applied up to 7 days before harvest. Do not apply more than 24 fl. oz. of TEBUCONAZOLE 3.6FL per acre per crop season. Beans, dry: TEBUCONAZOLE 3.6FL may be applied up to 14 days before harvest. Do not apply more than 12 fl. oz. of TEBUCONAZOLE 3.6FL per acre per crop season.		
General Comments: For optimum disease control, the lowest labeled rate of a spray surfactant should be tank-mixed with TEBUCONAZOLE 3.6FL. TEBUCONAZOLE 3.6FL must have two to four hours of drying time on bean foliage for the active ingredient to move systemically into plant tissue before rain or irrigation occurs. After this period of time, TEBUCONAZOLE 3.6FL will be resistant to weathering. TEBUCONAZOLE 3.6FL is a demethylation inhibitor (DMI) fungicide (Group 3).		
Restricted-entry interval (REI) = 12 hours.		

CROP	DISEASE	RATE OF TEBUCONAZOLE 3.6FL
Corn (sweet corn, field corn, field corn grown for seed, and popcorn)	Rust (Puccinia spp.) Northern leaf blight (Helminthosporium turcicum) Southern leaf blight (Helminthosporium maydis) Northern leaf spot (Helminthosporium carbonum) Gray leaf spot (Cercospora zeae-maydis)	4 to 6 fl. oz per acre

Notes: Apply TEBUCONAZOLE 3.6FL in a protective spray schedule or when weather conditions are favorable for disease development. Repeat applications at 7- to 14-day intervals, or as necessary to maintain control. A maximum of 24 fl. oz. (1.5 pint) of TEBUCONAZOLE 3.6FL may be applied per acre per crop season. Sweet corn: TEBUCONAZOLE 3.6FL may be applied up to 7 days before harvest of ears or forage, and 49 days before the harvest of fodder. Field, seed or popcorn: TEBUCONAZOLE 3.6FL may be applied up to 21 days before the harvest of forage, and 36 days before the harvest of grain or fodder.

General Comments: For optimum disease control, the lowest labeled rate of a spray surfactant should be tank-mixed with TEBUCONAZOLE 3.6FL. TEBUCONAZOLE 3.6FL must have two to four hours of drying time on corn foliage for the active ingredient to move systemically into plant tissue before rain or irrigation occurs. After this period of time, TEBUCONAZOLE 3.6FL will be resistant to weathering. TEBUCONAZOLE 3.6FL is a demethylation inhibitor (DMI) fungicide (Group 3).
Restricted-entry interval (REI) for sweet corn = 19 days.
Restricted-entry interval (REI) for all corn except sweet corn = 12 hours.

CROP	DISEASE	RATE OF TEBUCONAZOLE 3.6FL
Cotton	Southwestern cotton rust (Puccinia cacabata)	6 to 8 fl. oz per acre

Notes: Apply TEBUCONAZOLE 3.6FL in a protective spray schedule or when weather conditions are favorable for rust development. Repeat applications at 7- to 14-day intervals, or as necessary to maintain control. TEBUCONAZOLE 3.6FL may be applied up to 30 days before harvest. Do not apply more than 24 fl. oz. of TEBUCONAZOLE 3.6FL per acre per crop season.

General Comments: For optimum disease control, the lowest labeled rate of a spray surfactant should be tank-mixed with TEBUCONAZOLE 3.6FL. TEBUCONAZOLE 3.6FL must have two to four hours of drying time on cotton foliage for the active ingredient to move systemically into plant tissue before rain or irrigation occurs. After this period of time, TEBUCONAZOLE 3.6FL will be resistant to weathering. TEBUCONAZOLE 3.6FL is a demethylation inhibitor (DMI) fungicide (Group 3).

Restricted-entry interval (REI) = 12 hours.

110F20

CROP	DISEASE	RATE OF TEBUCONAZOLE 3.6FL
Cucurbit Vegetables Group Chayote Chinese waxgourd Citron melon Cucumber Gherkin	Powdery mildew (Sphaerotheca fuliginea / Podosphaera xanthii) (Erysiphe cichoracearum)	4 to 6 fl. oz per acre
Edible gourd, (includes hyotan, cucuzza, hechima and Chinese okra) Momordica spp. (includes balsam apple, balsam pear, bitter melon and Chinese cucumber)	Gummy stem blight – suppression (Didymella bryonae) (watermelon, squash, pumpkin, and melons only)	8 fl. oz. per acre
Muskmelon (includes cantaloupe, casaba, Crenshaw melon, golden pershaw melon, honeydew melon, honey balls, mango melon, Persian melon, pineapple melon, Santa Claus melon and snake melon) Pumpkin Summer squash (includes crookneck squash, scallop squash, straightneck squash, vegetable marrow and zucchini) Winter squash (includes butternet squash, calabaza, hubbard squash, acorn squash and spaghetti squash) Watermelon	Notes: Apply the specified dosage in a protective spray schedule to foliage and fruit. Repeat applications at 10- to 14-day intervals. TEBUCONAZOLE 3.6FL may be applied up to 7 days before harvest. Do not apply more than 24 fl. oz. of TEBUCONAZOLE 3.6FL per acre per crop season.	
General Comments: For optimum disease control, the lowest labeled rate of a spray surfactant should be tank-mixed with TEBUCONAZOLE 3.6FL. TEBUCONAZOLE 3.6FL must have two to four hours of drying time for the active ingredient to move systemically into plant tissue before rain or irrigation occurs. After this period of time, TEBUCONAZOLE 3.6FL will be resistant to weathering. TEBUCONAZOLE 3.6FL is a demethylation inhibitor (DMI) fungicide (Group 3).		
Restricted-entry interval (REI) = 12 hours.		

CROP	DISEASE	RATE OF TEBUCONAZOLE 3.6FL
Grasses Grown for Seed	Rusts (<i>Puccinia</i> spp.)	4 to 8 fl oz per acre
	Apply the specified rate of TEBUCONAZOLE 3.6FL as soon as weather conditions are favorable for rust development or when first rust pustules are present. Repeat applications at 14- to 16-day intervals. Under heavy disease pressure use 6 to 8 fl oz/A and shorter spray intervals.	
	Powdery mildew	4 to 8 fl oz per acre
	Apply specified rate of TEBUCONAZOLE 3.6FL when powdery mildew first appears on the leaves. Repeat applications at 14- to 16-day intervals. Under heavy disease pressure use 6 to 8 fl oz/A and shorter spray intervals.	

General Comments: Apply the specified rate in a minimum of 20 gallons of water per acre with ground sprayers or in a minimum of 10 gallons of water per acre with aircraft. Thorough coverage is important for optimum disease control.

For optimum benefit, the lowest labeled rate of a spray surfactant should be tank mixed with TEBUCONAZOLE 3.6FL.

A maximum of 16 fluid ounces (1 pint) may be applied per acre per crop season. TEBUCONAZOLE 3.6FL may be applied up to 4 days before harvest. Chaff, screenings and straw from treated areas may be used for feed purposes; however, do not forage, cut green crop, or use seed for feed purposes. Regrowth may be grazed starting 17 days after last application.

Restricted-entry interval (REI) = 12 hours.

CROP	DISEASE	RATE OF TEBUCONAZOLE 3.6FL
Hops	Powdery mildew (<i>Sphaerotheca humuli</i> / <i>Sphaerotheca macularis</i>)	4 to 8 fl. oz per acre

Notes: Apply the specified dosage in a protective spray schedule to foliage. Repeat applications at 10- to 14-day intervals. TEBUCONAZOLE 3.6FL may be applied up to 14 days before harvest. Do not apply more than 32 fl. oz. of TEBUCONAZOLE 3.6FL per acre per crop season. Increase the spray volume and the application rate as vine growth increases during the season.

General Comments: For optimum disease control, the lowest labeled rate of a spray surfactant should be tank-mixed with TEBUCONAZOLE 3.6FL. TEBUCONAZOLE 3.6FL must have two to four hours of drying time for the active ingredient to move systemically into plant tissue before rain or irrigation occurs. After this period of time, TEBUCONAZOLE 3.6FL will be resistant to weathering. TEBUCONAZOLE 3.6FL is a demethylation inhibitor (DMI) fungicide (Group 3).

Restricted-entry interval (REI) = 12 hours.

CROP	DISEASE	RATE OF TEBUCONAZOLE 3.6FL
Dry bulb onion Garlic Great-headed (elephant) garlic Welch onion Shallot	White rot (Sclerotium cepivorum)	White rot: 20.5 fl oz per acre applied in a 4 to 6 inch band over/into each furrow. May be applied by chemigation to control white rot.
	Rust (Puccinia allii, Puccinia porri)	4 to 6 fl. oz. per acre
	Purple blotch (Alternaria porii)	

White rot: For the control of white rot, make one application in the furrow at the time of planting. The in-furrow application should be made at the rate of 20.5 fl. oz. TEBUCONAZOLE 3.6FL per acre. Apply the entire per acre rate in a 4 to 6 inch band over/into each furrow. Additional control may be obtained by including two foliar applications at 4 to 6 fl oz/acre.

Rust: For the control of rust make foliar applications at the rate of 4 to 6 fl. oz TEBUCONAZOLE 3.6FL per acre per application. Repeat at an interval of 10 to 14 days. Apply TEBUCONAZOLE 3.6FL in a protective spray schedule or when weather conditions are favorable for rust development.

Notes: Do not apply more than 32.5 fl. oz. of TEBUCONAZOLE 3.6FL per acre per crop season if an in-furrow treatment is made. If TEBUCONAZOLE 3.6FL is not applied as an in-furrow treatment then do not apply more than 12 fl oz. TEBUCONAZOLE 3.6FL per acre per season as a foliar spray. Do not apply within 7 days of harvest (PHI = 7 days).

General Comments: For optimum results use as a preventative treatment. Begin applications as soon as crop and/or environmental conditions become favorable for disease development. The lowest labeled rate of a spray surfactant may be tank-mixed with TEBUCONAZOLE 3.6FL. TEBUCONAZOLE 3.6FL must have two to four hours of drying time on foliage for the active ingredient to move systemically into plant tissue before rain or irrigation occurs. After this period of time, TEBUCONAZOLE 3.6FL will be resistant to weathering. TEBUCONAZOLE 3.6FL is a demethylation inhibitor (DMI) fungicide (Group 3).

Restricted-entry interval (REI) = 12 hours.

CROP	DISEASE	RATE OF TEBUCONAZOLE 3.6FL
Green Onion Leek Spring Onion Scallion Japanese bunching onion Green shallots Green eschalots	White rot (Sclerotium cepivorum) suppression only	4 to 6 fl. oz per acre
	Rust (Puccinia allii, Puccinia porri)	
	Purple blotch (Alternaria porii)	

For the control of diseases make foliar applications using an interval of 10 to 14 days. Apply TEBUCONAZOLE 3.6FL in a protective spray schedule or when weather conditons are favorable for rust development.

Notes: Do not apply more than 24 fl. oz. of TEBUCONAZOLE 3.6FL per acre per crop season. Do not apply within 7 days of harvest (PHI = 7 days).

General Comments: For optimum results use as a preventative treatment. Begin applications as soon as crop and/or environmental conditions become favorable for disease development. The lowest labeled rate of a spray surfactant may be tank-mixed with TEBUCONAZOLE 3.6FL. TEBUCONAZOLE 3.6FL must have two to four hours of drying time on foliage for the active ingredient to move systemically into plant tissue before rain or irrigation occurs. After this period of time, TEBUCONAZOLE

140920

3.6FL will be resistant to weathering. TEBUCONAZOLE 3.6FL is a demethylation inhibitor (DMI) fungicide (Group 3).
 Restricted-entry interval (REI) = 12 hours.

CROP	DISEASE	RATE OF TEBUCONAZOLE 3.6FL
Leafy Brassica Greens Broccoli raab Chinese cabbage (bok choy) Collards Kale Mizuma Mustard greens Mustard spinach Rape greens Turnip greens	Cercospora leaf spot (Cercospora brassicola) Powdery mildew (Erysiphe cruciferarum) Alternaria leaf spot (Alternaira brassicola)	3 to 4 fl. oz per acre
Notes: Do not apply more than 16 fl. oz. of TEBUCONAZOLE 3.6FL per acre per crop season. Do not apply within 7 days of harvest (PHI = 7 days)		
Do not apply more often than once every 10 days.		

General Comments: For optimum results use as a preventative treatment. Begin applications as soon as crop and/or environmental conditions become favorable for disease development. The lowest labeled rate of a spray surfactant should be tank-mixed with TEBUCONAZOLE 3.6FL. TEBUCONAZOLE 3.6FL must have two to four hours of drying time on foliage for the active ingredient to move systemically into plant tissue before rain or irrigation occurs. After this period of time, TEBUCONAZOLE 3.6FL will be resistant to weathering. TEBUCONAZOLE 3.6FL is a demethylation inhibitor (DMI) fungicide (Group 3).
 Restriction: Application to turnip greens is limited to East of the Rockies.
 Restricted-entry interval (REI) = 12 hours.

CROP	DISEASE	RATE OF TEBUCONAZOLE 3.6FL
Garden beet roots and tops (leaves)	Cercospora leaf spot (Cercospora beticola)	3 to 7.2 fl. oz per acre
Notes: Make applications on a 14 day intervals. Do not apply more than 28.8 fl. oz. TEBUCONAZOLE 3.6FL per acre season. Do not apply within 7 days of harvest (PHI = 7 days).		

General Comments: For optimum results use as a preventative treatment. Begin applications as soon as crop and/or environmental conditions become favorable for disease development. The lowest labeled rate of a spray surfactant should be tank-mixed with TEBUCONAZOLE 3.6FL. TEBUCONAZOLE 3.6FL must have two to four hours of drying time on foliage for the active ingredient to move systemically into plant tissue before rain or irrigation occurs. After this period of time, TEBUCONAZOLE 3.6FL will be resistant to weathering. TEBUCONAZOLE 3.6FL is a demethylation inhibitor (DMI) fungicide (Group 3).
 Restricted-entry interval (REI) = 12 hours.

CROP	DISEASE	RATE OF TEBUCONAZOLE 3.6FL
Lychee	Anthracnose (Colletotrichum gloesporioides)	4 to 6 fl. oz per acre
<p>Notes: Begin first application of TEBUCONAZOLE 3.6FL as panicle emerges. Spray up to 6 fl. oz. per acre every 10 days thereafter for a total of 8 sprays. Apply specific dosage in a minimum of 50 gallons of spray solution per acre by ground only. Do not apply more than 48 fl. oz. of TEBUCONAZOLE 3.6FL per acre season. TEBUCONAZOLE 3.6FL can be applied up to and including the day of harvest (PHI = 0 days).</p> <p>General Comments: For optimum disease control, the lowest labeled rate of a spray surfactant should be tank-mixed with TEBUCONAZOLE 3.6FL. TEBUCONAZOLE 3.6FL must have two to four hours of drying time on plant foliage for the active ingredient to move systemically into plant tissue before rain or irrigation occurs. After this period of time, TEBUCONAZOLE 3.6FL will be resistant to weathering. TEBUCONAZOLE 3.6FL is a demethylation inhibitor (DMI) fungicide (Group 3).</p> <p>Restricted-entry interval (REI) = 2 days.</p>		

CROP	DISEASE	RATE OF TEBUCONAZOLE 3.6FL
Okra	Cercospora leaf spot (Cercospora spp.)	4 to 6 fl. oz per acre
<p>Notes: Apply specified dosage of TEBUCONAZOLE 3.6FL in a preventative spray program. Use the highest rate when disease conditions are favorable and in areas where high disease pressure is expected. Applications may be repeated at 14-day intervals in order to maintain control of the disease. Apply specified dosage as a foliar spray in a minimum of 20 gallons of spray solution per acre by ground or a minimum of 5 gallons of spray solution by air. Applications may be made no closer than 3 days before harvest. Do not apply more than 24 fl. oz. of TEBUCONAZOLE 3.6FL per acre per season.</p> <p>General Comments: For optimum disease control, the lowest labeled rate of a spray surfactant should be tank-mixed with TEBUCONAZOLE 3.6FL. TEBUCONAZOLE 3.6FL must have two to four hours of drying time on plant foliage for the active ingredient to move systemically into plant tissue before rain or irrigation occurs. After this period of time, TEBUCONAZOLE 3.6FL will be resistant to weathering. TEBUCONAZOLE 3.6FL is a demethylation inhibitor (DMI) fungicide (Group 3).</p> <p>Restricted-entry interval (REI) = 12 hours.</p>		

CROP	DISEASE	RATE OF TEBUCONAZOLE 3.6FL
Pecan	Brown leaf spot (Sirosporium diffusium) Downy spot (Mycosphaerella caryigena) Liver spot (Gnomonia caryae) Scab (Cladosporium caryigenum) Vein spot (Gnomonia nerviseda) Zonate leaf spot (Grovesinia pyramidalis)	4 to 8 fl. oz per acre
<p>Notes: Apply TEBUCONAZOLE 3.6FL in a preventive spray schedule beginning at early bud break (young leaves unfolding), and continue applications at 10- to 14-day intervals through the pollination period. TEBUCONAZOLE 3.6FL may be applied at 4 fl. oz. per acre in tank-mix with the labeled rate of</p>		

Super-Tin® in cover sprays. Follow label directions for the use of Super-Tin. Do not add a surfactant to the spray solution when tank-mixing TEBUCONAZOLE 3.6FL with Super-Tin. Apply TEBUCONAZOLE 3.6FL in a spray volume of 15 or more gallons per acre by air or 50 or more gallons per acre by ground. Apply 7 to 8 fl. oz. per acre of TEBUCONAZOLE 3.6FL to full-size mature trees, and 4 to 6 fl. oz. per acre of TEBUCONAZOLE 3.6FL to smaller trees. Apply the high rate to varieties that are highly susceptible to the indicated diseases, or when severe disease conditions exist. The lowest labeled rate of a surfactant may be added to the spray solution for optimum control of the indicated diseases. Do not apply after shucks begin to split. A maximum of 32 fl. oz. of TEBUCONAZOLE 3.6FL may be applied per acre per crop season. Do not cut cover crops in treated areas for feed or allow livestock to graze treated areas.

General Comments: For optimum disease control, the lowest labeled rate of a spray surfactant should be tank-mixed with TEBUCONAZOLE 3.6FL. TEBUCONAZOLE 3.6FL must have two to four hours of drying time on plant foliage for the active ingredient to move systemically into plant tissue before rain or irrigation occurs. After this period of time, TEBUCONAZOLE 3.6FL will be resistant to weathering. TEBUCONAZOLE 3.6FL is a demethylation inhibitor (DMI) fungicide (Group 3). It may be applied in a tank-mix or alternated (every other spray application) with a non-DMI fungicide as a resistance management strategy.

Restricted-entry interval (REI) = 12 hours.

CROP	DISEASE	RATE OF TEBUCONAZOLE 3.6FL
Peanut	SOILBORNE: Sclerotium stem and pod rot (white mold, southern blight, southern stem rot) Rhizoctonia limb rot Rhizoctonia pod rot (Virginia and North Carolina only) FOLIAR: Early leaf spot Late leaf spot Leaf rust Web blotch (Phoma) Pepper spot (Leptosphaerulina)	7.2 fl oz per acre

FOUR-APPLICATION SPRAY PROGRAM: Apply the specified rate in a preventive spray schedule. See table below for proper timing of applications. Applications of chlorothalonil should be made prior to and following applications of TEBUCONAZOLE 3.6FL to discourage development of resistant strains of fungi. For optimum control of foliar diseases such as leaf rust, web blotch, and pepper spot, the lowest label recommended rate of a spray surfactant should be tank-mixed with TEBUCONAZOLE 3.6FL.

LEAF SPOT ADVISORY SCHEDULE: For control of soilborne diseases in an advisory schedule, apply TEBUCONAZOLE 3.6FL in the first advisory spray in July and continue TEBUCONAZOLE 3.6FL applications at 14-day intervals. Applications after August 15 should be tank mixed with chlorothalonil for resistance management purposes.

Restricted-entry interval (REI) = 12 hours.

CROP	DISEASE	RATE OF TEBUCONAZOLE 3.6FL
<p>GENERAL DIRECTIONS: For optimum control of the specified soilborne diseases, four consecutive applications of TEBUCONAZOLE 3.6FL must be made at 14-day intervals.</p> <p>A maximum of 28.8 fluid ounces of TEBUCONAZOLE 3.6FL may be applied per crop season. TEBUCONAZOLE 3.6FL may be applied up to 14 days before harvest. Do not feed hay or threshings or allow livestock to graze in treated areas.</p> <p>TEBUCONAZOLE 3.6FL is a sterol demethylation inhibitor (DMI) fungicide. Chlorothalonil may be tank mixed at the rate of 12 ounces of active ingredient with TEBUCONAZOLE 3.6FL as a leaf spot resistance management strategy. A spray surfactant is not necessary when TEBUCONAZOLE 3.6FL is tank mixed with chlorothalonil. Mixing or alternating TEBUCONAZOLE 3.6FL with other DMI fungicides may lead to resistance.</p> <p>TEBUCONAZOLE 3.6FL must be carried by rainfall or irrigation into the root and pod zone for control of root and pod rots caused by <i>Sclerotium rolfsii</i> and <i>Rhizoctonia solani</i>. Drought conditions will decrease the effectiveness of TEBUCONAZOLE 3.6FL against the root and pod rots.</p> <p>Use TEBUCONAZOLE 3.6FL in conjunction with cultural practices that are known to reduce the severity of soilborne diseases, such as proper crop rotation practices.</p>		
<p>Timing of TEBUCONAZOLE 3.6FL Application for Optimum Control of White Mold and Rhizoctonia Limb and Pod Rot</p>		
Spray Program	TEBUCONAZOLE 3.6FL Application No.	Chlorothalonil Application No.
7 applications	3, 4, 5 and 6	1, 2 and 7

CROP	DISEASE	RATE OF TEBUCONAZOLE 3.6FL
Soybean	Rust (<i>Phakopsora pachyrhizi</i>) Powdery mildew (<i>Microsphaera diffusa</i>)	3 to 4 fl. oz per acre
<p>Use Directions: Apply TEBUCONAZOLE 3.6FL as a broadcast foliar spray as a preventative spray or at first visible symptoms of disease. Repeat applications on a 10- to 14-day spray interval if environmental conditions are favorable for continued disease development. Use of the higher rates and shorter spray intervals are recommended when disease pressure is severe. The lowest label labeled rate of a spray surfactant must be tank-mixed with Folicur 3.6F. Folicur 3.6F should be applied in a minimum for 10 gallons of spray solution per acre by ground sprayer or in a minimum of 5 gallons per acre by aircraft spray equipment.</p> <p>Restrictions: Applications may not be made within 21 days of harvest. Do not apply more than 3 applications per season. Do not apply ore than 12 fl. oz./A per use season.</p> <p>Restricted-entry interval (REI) = 12 hours.</p>		

CROP	DISEASE	RATE OF TEBUCONAZOLE 3.6FL
Sunflower	Rust (Puccinia helianthi)	4 to 6 fl. oz per acre
<p>Notes: Apply specified dosage of TEBUCONAZOLE 3.6FL at the earliest sign of infection (rust pustules developing) or when weather conditions are favorable for rust development. Apply higher rate to highly susceptible varieties and/or under severe disease conditions. Apply specific dosage in a minimum of 20 gallons of spray solution per acre by ground or a minimum of 5 gallons of spray solution by air. Do not apply more than 16 fl. oz. of TEBUCONAZOLE 3.6FL per acre per crop season or within 50 days of harvest.</p>		
<p>General Comments: For optimum disease control, the lowest labeled rate of a spray surfactant should be tank-mixed with TEBUCONAZOLE 3.6FL. Contact your state Extension Service or Bayer representative for a list of approved surfactants. TEBUCONAZOLE 3.6FL must have two to four hours of drying time on plant foliage for the active ingredient to move systemically into plant tissue before rain or irrigation occurs. After this period of time, TEBUCONAZOLE 3.6FL will be resistant to weathering. TEBUCONAZOLE 3.6FL is a demethylation inhibitor (DMI) fungicide (Group 3).</p>		
<p>Restricted-entry interval (REI) = 12 hours.</p>		

CROP	DISEASE	RATE OF TEBUCONAZOLE 3.6FL
Turnip (Application is limited to East of the Rockies)	Cercospora leaf spot (Cercospora brassicicola)	4 to 7.2 fl. oz per acre
<p>Notes: Apply the specified dosage in a protective spray schedule to foliage. Repeat applications at 12- to 14-days intervals. TEBUCONAZOLE 3.6FL may be applied up to 7 days before harvest. Do not apply more than 28.8 fl. oz. of TEBUCONAZOLE 3.6FL per acre per crop season.</p>		
<p>General Comments: For optimum disease control, the lowest labeled rate of a spray surfactant should be tank-mixed with TEBUCONAZOLE 3.6FL. TEBUCONAZOLE 3.6FL must have two to four hours of drying time on plant foliage for the active ingredient to move systemically into plant tissue before rain or irrigation occurs. After this period of time, TEBUCONAZOLE 3.6FL will be resistant to weathering. TEBUCONAZOLE 3.6FL is a demethylation inhibitor (DMI) fungicide (Group 3).</p>		
<p>Restriction: Application to turnip greens is limited to East of the Rockies.</p>		
<p>Restricted-entry interval (REI) = 12 hours.</p>		

CROP	DISEASES	RATE OF Tebuconazole 3.6 FL
Wheat	Rusts leaf, stem and stripe (<i>Puccinia spp.</i>) Head blight or scab (<i>Fusarium spp.</i>) - Suppression	4 fl oz per acre
<p>Notes and Restrictions:</p> <ul style="list-style-type: none"> • Wheat fields should be observed closely for early disease symptoms, particularly when susceptible varieties are planted and/or under prolonged conditions favorable for disease development. • Apply Tebuconazole 3.6 FL in a minimum of 10 gallons of spray solution per acre by ground sprayer or in a minimum of 5 gallons of spray solution per acre by aircraft spray equipment. • A maximum of 4 fl. oz. of Tebuconazole 3.6 FL may be applied per acre per crop season. • Do not apply within 30 days of harvest. Straw cut after harvest may be fed or used for bedding. • Do not allow livestock to graze or feed green forage to livestock prior to 6 days after treatment with Tebuconazole 3.6 FL. • Wheat fields should be observed closely for early disease symptoms, particularly when susceptible varieties are planted and/or under prolonged conditions favorable for disease development. <p>Application Timing Directions:</p> <ul style="list-style-type: none"> • Rusts: Apply at the earliest sign of rust pustules on foliage. • Fusarium head blight: Optimal timing for Fusarium head blight suppression is the beginning of flowering on main stem heads (Feekes 10.51). <p>General Comments:</p> <ul style="list-style-type: none"> • For optimum disease control, the lowest specified rate of a spray surfactant should be tank-mixed with Tebuconazole 3.6 FL. • Tebuconazole 3.6 FL must have 2 – 4 hours of drying time on plant foliage for the active ingredient to move systemically into plant tissue before rain or irrigation occurs. After this period of time, Tebuconazole 3.6 FL will be resistant to weathering. • Tebuconazole 3.6 FL is a demethylation inhibitor (DMI) fungicide (Group 3). 		

OBSERVE THE FOLLOWING PRECAUTIONS WHEN SPRAYING IN THE VICINITY OF AQUATIC AREAS SUCH AS LAKES, RESERVOIRS, RIVERS, PERMANENT STREAMS, MARSHES OR NATURAL PONDS, AND ESTUARIES.

Apply only during alternate years in fields adjacent to aquatic areas listed above.

Do not apply by ground or air within 100 feet of aquatic areas listed above.

Do not cultivate within 10 feet of an aquatic area to allow growth of a vegetative filter strip.

Spray Drift Management: For aerial applications, the spray boom should be mounted on the aircraft so as to minimize drift caused by wing tip vortices. The minimum practical boom length should be used, and must not exceed 75% of the wing span or rotor diameter.

Use the largest droplet size consistent with pest control. Formation of very small droplets may be minimized by appropriate nozzle selection, by orienting nozzles away from the air stream as much as possible and by avoiding excessive spray boom pressure. Apply in a minimum of 5 gallons of spray solution per acre by aircraft spray equipment.

Spray should be released at the lowest possible height consistent with good pest control and flight safety. Applications more than 10 feet above the crop canopy should be avoided.

Make aerial or ground applications when wind velocity favors on-target product deposition (approximately 3 to 10 mph). Do not apply when wind velocity exceeds 15 mph. Avoid applications when wind gusts approach 15 mph.

Risk of exposure to sensitive aquatic areas can be reduced by avoiding applications when wind direction is toward the aquatic area.

Low humidity and high temperatures increase the evaporation rate of spray droplets and therefore the likelihood of spray drift to aquatic areas. Avoid spraying during conditions of low humidity and/or high temperature.

Do not make aerial or ground applications during temperature inversions. Inversions are characterized by stable air and increasing temperatures with height above the ground. Mist or fog may indicate the presence of an inversion in humid areas. The applicator may detect the presence of an inversion by producing smoke and observing a smoke layer near the ground surface.

ROTATIONAL CROPS

Treated areas may be replanted with any crop specified on this label as soon as practical after last application. Any crop not specified on this label may be planted into treated areas 120 days after last application.

IMPORTANT: READ BEFORE USE

Read the entire Directions for Use, Conditions, Disclaimer of Warranties and Limitations of Liability before using this product. If terms are not acceptable, return the unopened product container at once.

By using this product, user or buyer accepts the following Conditions, Disclaimer of Warranties and Limitations of Liability.

CONDITIONS: The directions for use of this product are believed to be adequate and must be followed carefully. However, it is impossible to eliminate all risks associated with the use of this product. Crop injury, ineffectiveness or other unintended consequences may result because of such factors as weather conditions, presence of other materials, or the manner of use or application, all of which are beyond the control of Albaugh, Inc... All such risks shall be assumed by the user or buyer to the extent allowable under State law.

DISCLAIMER OF WARRANTIES: ALBAUGH, INC. MAKES NO OTHER WARRANTIES, EXPRESS OR IMPLIED, OF MERCHANTABILITY OR OF FITNESS FOR A PARTICULAR PURPOSE OR OTHERWISE, THAT EXTEND BEYOND THE STATEMENTS MADE ON THIS LABEL. No agent of Albaugh, Inc. is authorized to make any warranties beyond those contained herein or to modify the warranties contained herein. TO THE EXTENT CONSISTENT WITH APPLICABLE LAW, ALBAUGH, INC. DISCLAIMS ANY LIABILITY WHATSOEVER FOR SPECIAL, INCIDENTAL OR CONSEQUENTIAL DAMAGES RESULTING FROM THE USE OR HANDLING OF THIS PRODUCT.

LIMITATIONS OF LIABILITY: TO THE EXTENT CONSISTENT WITH APPLICABLE LAW, THE EXCLUSIVE REMEDY OF THE USER OR BUYER FOR ANY AND ALL LOSSES, INJURIES OR DAMAGES RESULTING FROM THE USE OR HANDLING OF THIS PRODUCT, WHETHER IN CONTRACT, WARRANTY, TORT, NEGLIGENCE, STRICT LIABILITY OR OTHERWISE, SHALL NOT EXCEED THE PURCHASE PRICE PAID, OR AT ALBAUGH, INC.'S ELECTION, THE REPLACEMENT OF PRODUCT.