

42750-90

L 2

4/12/2007

1/13



UNITED STATES ENVIRONMENTAL PROTECTION AGENCY  
WASHINGTON, D.C. 20460

OFFICE OF  
PREVENTION, PESTICIDES AND  
TOXIC SUBSTANCES

APR 12 2007

Mr. Morris Gaskins  
Product Registration  
Albaugh, Inc.  
P.O. Box 2127  
Valdosta, GA 31604-2127

SUBJECT: Application for Pesticide Notification (PRN 98-10)  
Request Alternate Brand Name "ARMORTECH QUINPRO"  
EPA Reg. No. 42750-90.  
Application Dated March 15, 2007

Dear Mr. Gaskins:

The Agency is in receipt of your Application for Pesticide Notification under Pesticide Registration Notice (PRN) 98-10 dated 03/15/07 for the above product. The Registration Division (RD) has conducted a review of this request for its applicability under PRN 98-10 and finds that the action(s) requested fall within the scope of PRN 98-10. The label submitted with the application has been stamped "Notification" and will be placed in our records.

If you have any questions, please call me directly at 703-305-6249 or Owen F. Beeder of my staff at 703-308-8899.

Sincerely,

A handwritten signature in black ink, appearing to read "Linda Arrington".

Linda Arrington  
Notifications & Minor Formulations Team Leader  
Registration Division (7505P)  
Office of Pesticide Programs



United States  
Environmental Protection Agency  
Washington, DC 20460

<input type="checkbox"/>	Registration
<input type="checkbox"/>	Amendment
<input checked="" type="checkbox"/>	Other

OPP Identifier Number

### Application for Pesticide - Section I

1. Company/Product Number 42750-90	2. EPA Product Manager J. Tompkins	3. Proposed Classification <input checked="" type="checkbox"/> None <input type="checkbox"/> Restricted
4. Company/Product (Name) Quinclorac 75 DF SP	PM# 25	
5. Name and Address of Applicant (Include ZIP Code) Albaugh Inc. P.O. Box 2127 Valdosta, GA 31604-2127 <input type="checkbox"/> Check if this is a new address	6. Expedited Review. In accordance with FIFRA Section 3(c)(3)(b)(i), my product is similar or identical in composition and labeling to: EPA Reg. No. _____ Product Name _____	

### Section - II

<input type="checkbox"/> Amendment - Explain below.	<input checked="" type="checkbox"/> Final printed labels in response to Agency letter dated _____
<input type="checkbox"/> Resubmission in response to Agency letter dated _____	<input type="checkbox"/> "Me Too" Application.
<input checked="" type="checkbox"/> Notification - Explain below.	<input type="checkbox"/> Other - Explain below.

**Explanation:** Use additional page(s) if necessary. (For section I and Section II.)

Notification of alternate brand name: ARMORTECH QUINPRO

This notification is consistent with the provisions of PR Notice 98-10 and EPA regulations at 40 CFR 152.46, and no further changes have been made to the labeling or the confidential statement of formula of this product. I understand that it is a violation of 18 U.S.C. Sec. 1001 to willfully make any false statement to EPA. I further understand that if this notification is not consistent with the terms of PR Notice 98-10 and 40 CFR 152.46, this product may be in violation of FIFRA and I may be subject to enforcement action and penalties under section 12 and 14 of FIFRA.

### Section - III

1. Material This Product Will Be Packaged In:				2. Type of Container	
Child-Resistant Packaging <input type="checkbox"/> Yes <input checked="" type="checkbox"/> No	Unit Packaging <input type="checkbox"/> Yes <input checked="" type="checkbox"/> No	Water Soluble Packaging <input type="checkbox"/> Yes <input checked="" type="checkbox"/> No		<input type="checkbox"/> Metal	<input checked="" type="checkbox"/> Plastic
* Certification must be submitted		If "Yes" Unit Packaging wgt. No. per container	If "Yes" Package wgt. No. per container	<input type="checkbox"/> Glass	<input type="checkbox"/> Paper
				<input type="checkbox"/> Other (Specify) _____	
3. Location of Net Contents Information <input checked="" type="checkbox"/> Label <input type="checkbox"/> Container		4. Size(s) Retail Container 6x1 lb		5. Location of Label Directions <input checked="" type="checkbox"/> Attached to container	
6. Manner in Which Label is Affixed to Product <input checked="" type="checkbox"/> Lithograph Paper glued <input type="checkbox"/> Stenciled			<input type="checkbox"/> Other _____		

### Section - IV

1. Contact Point (Complete items directly below for identification of individual to be contacted, if necessary, to process this application.)		
Name Morris Gaskins	Title Registrations Manager	Telephone No. (Include Area Code) 229-244-3288
<b>Certification</b> I certify that the statements I have made on this form and all attachments thereto are true, accurate and complete. I acknowledge that any knowingly false or misleading statement may be punishable by fine or imprisonment or both under applicable law.		6. Date Application Received (Stamped)
2. Signature 	3. Title Registrations Manager	
4. Typed Name Morris Gaskins	5. Date March 15, 2007	

CORPORATE OFFICE  
1525 NE 36th Street  
Ankeny, IA 50021  
515.964.9444 (Phone)  
800.247.8013 (Toll Free)  
515.964.7813 (FAX)

**ALBAUGH, INC.**

3/13  
ALBAUGH, INC. — VALDOSTA  
304 Janet Street, Suite H  
Valdosta, Georgia 31602  
229.244.3288 (Direct Dial)  
229.244.5841 (FAX)

FEDERAL EXPRESS

March 15, 2007

Mr. Jim Tompkins (PM 25)  
Document Processing Desk (DIST)  
Office of Pesticide Programs (7504P)  
U.S. Environmental Protection Agency  
2777 South Crystal Dr.  
Arlington, VA 22202

RE: Quinclorac 75DF SP  
EPA File Symbol 42750-90

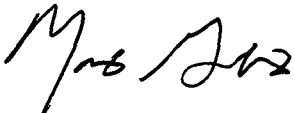
Dear Mr. Tompkins,

The enclosed submission is a notification for the above referenced registration under PR Notice 98-10 of the alternate brand name:

ArmorTech QuinPro (42750-90)

Please call if you have any questions.

Regards,



Morris Gaskins  
Registrations Manager  
Albaugh, Inc.  
229-244-3288

**Agri Star**™  
By Albaugh, Inc.

PREMIER SUPPLIER OF OFF-PATENT CROP PROTECTION PRODUCTS  
www.albaughinc.com

ARMORTECH QUINPRO  
Herbicide

ACTIVE INGREDIENT:

Quinclorac: 3,7-dichloro-8-quinolinecarboxylic acid .....75.0 %

INERT INGREDIENTS .....25.0 %

TOTAL: .....100.0 %

KEEP OUT OF REACH OF CHILDREN

CAUTION

Si usted no entiende la etiqueta, busque a alguien para que se la explique a usted en detalle.  
(If you do not understand this label, find someone to explain it to you in detail.)

FIRST AID

IF SWALLOWED:

- Call a poison control center or doctor immediately for treatment advice.
- Have person sip a glass of water if able to swallow.
- Do not induce vomiting unless told to do so by a poison control center or doctor.
- Do not give anything by mouth to an unconscious person.

IF ON SKIN:

- Take off contaminated clothing.
- Rinse skin immediately with plenty of water for 15-20 minutes.
- Call a poison control center or doctor for treatment advice.

IF IN EYES:

- Hold eye open and rinse slowly and gently with water for 15-20 minutes.
- Remove contact lenses, if present, after first 5 minutes, then continue rinsing eye.
- Call a poison control center or doctor for treatment advice.

IF INHALED:

- Move person to fresh air.
- If person is not breathing, call 911 or an ambulance, then give artificial respiration, preferably by mouth-to-mouth, if possible.
- Call a poison control center or doctor for further treatment advice.

NOTE TO PHYSICIAN: Probable mucosal damage may contraindicate the use of gastric lavage. Have the product container or label with you when calling a poison control center or doctor or going for treatment.


In Case of Emergency regarding this product, call: CHEMTREC 1-800-424-9300

EPA Reg. No. 42750-90  
AD 121305

EPA Est. No. xxxxx-xx-xxx

NET CONTENTS: \_\_\_\_\_ Kgs

Manufactured For:  
Albaugh, Inc.  
Ankeny, IA 50021



### PRECAUTIONARY STATEMENTS

#### Hazards to Humans and Domestic Animals

CAUTION. Harmful if swallowed or absorbed through the skin. Causes moderate eye irritation. Avoid contact with skin, clothing, or eyes. Avoid breathing dust or spray mist. Prolonged or frequently repeated skin contact may cause allergic reactions in some individuals.

#### PERSONAL PROTECTIVE EQUIPMENT (PPE)

Some materials that are chemically resistant to this product are listed below. For more options, refer to category A on an EPA chemical resistance category selection chart.

Applicators and other handlers must wear:

1. Long-sleeved shirt and long pants
2. Chemical-resistant gloves, such as butyl rubber >14 mils, or natural rubber > 14 mils, or neoprene rubber > 14 mils, or nitrile rubber > 14 mils
3. Shoes plus socks

Follow manufacturer's instructions for cleaning/maintaining PPE. If no such instructions for washables, use detergent and hot water. Keep and wash PPE separately from other laundry.

#### ENGINEERING CONTROLS STATEMENT

When handlers use closed systems or enclosed cabs in a manner that meets the requirements listed in the Worker Protection Standard (WPS) for agricultural pesticides [40 CFR 170.240(d)(4-6)], the handler PPE requirements may be reduced or modified as specified in the WPS.

#### USER SAFETY RECOMMENDATIONS

Users should:

1. Wash hands before eating, drinking, chewing gum, using tobacco, or using the toilet.
2. Remove clothing immediately if pesticide gets inside. Then wash thoroughly and put on clean clothing.
3. Remove PPE immediately after handling this product. Wash the outside of gloves before removing. As soon as possible, wash thoroughly and change into clean clothing.

#### ENVIRONMENTAL HAZARDS

This chemical has properties and characteristics associated with chemicals detected in groundwater. The use of this chemical where soils are permeable, particularly where the water table is shallow, may result in groundwater contamination.

Keep out of lakes, ponds and streams. Do not apply directly to water, areas where surface water is present, or to intertidal areas below the mean high water mark. Do not contaminate water by cleaning of equipment or disposal of rinsate.

#### DIRECTIONS FOR USE

It is a violation of federal law to use this product in a manner inconsistent with this labeling.

**For use only by certified commercial applicators or persons under their direct supervision and only for those uses covered by the certified applicator's certification. All applicable directions, restrictions and precautions are to be followed. This labeling must be in the possession of the user at time of application.**

DO NOT apply this product by air or through any type of irrigation equipment.

Albaugh, Inc. does not recommend or authorize the use of this product in manufacturing, processing or preparing custom blends with other products for application to turf.

DO NOT apply this product in a way that will contact workers or other persons, either directly or through drift. Only protected handlers may be in the specified area during application.

For any requirements specific to your State or tribe, consult the agency responsible for pesticide regulation.

**AGRICULTURAL USE REQUIREMENTS**

Use this product only in accordance with its labeling and with the Worker Protection Standard, 40 CFR part 170. This standard contains requirements for the protection of agricultural workers on farms, forests, nurseries, and greenhouses, and handlers of agricultural pesticides. It contains requirements for training, decontamination notification, and emergency assistance. It also contains specific instructions and exceptions pertaining to the statements on this label about personal protective equipment (PPE), and restricted entry interval. The requirements in this box only apply to uses of this product that are covered by the Worker Protection Standard.

Do not enter or allow worker entry into treated areas during the restricted entry interval (REI) of 12 hours.

PPE required for early entry to treated areas that is permitted under the Worker Protection Standard and that involves contact with anything that has been treated, such as plants, soil, and water, is:

- 1. Coveralls
- 2. Chemical-resistant gloves made of any water proof material (such as Nitrile, Butyl, Neoprene, and/or Barrier Laminate).
- 3. Shoes plus socks

**NON-AGRICULTURAL USE REQUIREMENTS**

The requirements in this box apply to uses of this product that are NOT within the scope of the Worker Protection Standard for agricultural pesticides (40 CFR Part 170). The WPS applies when this product is used to produce agricultural plants on farms, nurseries, or greenhouses.

Professional applications to residential and nonresidential turf are not within the scope of the Worker Protection Standard.

Do not enter or allow others to enter the treated area until sprays have dried.

**STORAGE AND DISPOSAL**

Do not contaminate water, food, or feed by storage or disposal.

PESTICIDE STORAGE: DO NOT store box under dampness or high humidity,

PESTICIDE DISPOSAL: Wastes resulting from the use of this product may be disposed of on-site or at an approved waste disposal facility.

CONTAINER DISPOSAL: Dispose of empty packaging in a sanitary landfill or by incineration, or, if allowed by state and local authorities, by burning. If burned, stay out of smoke.

**GENERAL INFORMATION**

ARMORTECH QUINPRO herbicide may be applied postemergence to residential and nonresidential turfgrasses (Refer to Table 1) for the control of many broadleaf and grass weeds. Examples of such sites include, but are not limited to: grounds or lawns around residential and commercial establishments, multi-family dwellings, military and other institutions, parks, airports, road-sides, schools, picnic grounds, athletic fields, houses of worship, cemeteries, golf courses and sod farms.

ARMORTECH QUINPRO herbicide is absorbed by foliage and roots and translocated throughout the plant. The control symptoms exhibited by broadleaf weeds include leaf and stem curl or twisting, and chlorosis. Susceptible grasses demonstrate stunting, chlorosis, and gradual reddening followed by necrosis and death. Refer to Tables 1, 2 and 3 for turfgrass tolerance and susceptible weed species.

#### APPLICATION INFORMATION

Apply ARMORTECH QUINPRO herbicide to actively growing weeds as postemergence broadcast or spot sprays using the rate, turf species and growth stage indicated in Tables 1, 2 and 3. Do not exceed the recommended application rate or fail to comply with use restrictions listed in General Restrictions and Limitations.

To achieve consistent weed control, methylated seed oil is recommended. Refer to Tables 2 and 3 for rates.

Adding adjuvants may cause slight leaf burn, but new growth is normal and turf vigor is not reduced. The potential for leaf burn is increased when relative humidity and temperature are high. Additional stress from low mowing heights may also increase the possibility of turf injury. Chelated iron or sprayable soluble nitrogen fertilizer will reduce a slight yellowing that may occur on some turfgrass species.

##### Spot Applications:

Postemergence spot applications may be made to susceptible weeds in turfgrass that is tolerant to ARMORTECH QUINPRO herbicide (see Tables 1 and 2). Apply 0.367 ounce of ARMORTECH QUINPRO herbicide per 1,000 square feet of treated area. Spray coverage should be uniform and complete.

##### Mowing Information:

It is recommended to not mow 2 days before or after applying ARMORTECH QUINPRO herbicide to maximize weed control and minimize potential turf injury. Clippings from the first three mowings should be left on the treated area.

##### Irrigation and Rainfall:

If soil moisture is not sufficient prior to ARMORTECH QUINPRO herbicide application, irrigation may improve weed control. For best results, do not water or irrigate for 24 hours after application. If rainfall does not occur in 2 to 7 days after application, irrigation of at least one-half inch is recommended.

##### Extended Grass Control:

To extend grass control ARMORTECH QUINPRO herbicide can be tank-mixed with Pendulum<sup>®</sup> 3.3 EC, PRE-M<sup>®</sup> 3.3 turf herbicide or Pendulum<sup>®</sup> 60 DG to provide residual control of annual grasses. Consult the respective tank-mix labels for additional weeds controlled.

##### Seeding/Overseeding/Sprigging:

The use of ARMORTECH QUINPRO herbicide before or after seeding or overseeding a turf area will not significantly interfere with the turfgrass seed germination and growth of those grass types identified as tolerant in Table 1. Consult Table 4 for timing of applications concerning any seeding, overseeding or sprigging situation.

#### ADDITION OF ADJUVANTS

##### Additives in Spray Mix to Achieve Control:

Methylated seed oil is the recommended adjuvant for postemergence applications. Do not include additives when tank mixing with EC (Emulsifiable Concentrate) products as this may cause phytotoxicity. Consult your local Albaugh, Inc. representative or distributor for recommendations for your area. Other additives or adjuvants may be used such as DyneAmic Lesco Spreader Sticker LI-700, Surf King Spreader, Target Pro Spreader or Thoroughbred. However, under some environmental conditions some of these products may cause photo toxicity or less than optimal efficacy.

**Methylated Seed Oil Recommended:**

The methylated seed oil used as the adjuvant with ARMORTECH QUINPRO herbicide must meet all the following criteria:

- be nonphytotoxic,
- contain only EPA-exempt ingredients,
- provide good mixing quality in the jar test, and
- be successful in local experience.

The exact composition of suitable products will vary, however, any Methylated Seed Oil used should contain emulsifiers to provide good mixing

**MIXING INSTRUCTIONS FOR ARMORTECH QUINPRO HERBICIDE**

Respective sections of this leaflet define recommended ARMORTECH QUINPRO herbicide tank-mix treatments. If tank-mixing with products in PVA bags always allow water soluble packets to dissolve before agitating.

**Ground Driven Sprayer:**

1. Begin with a clean spray tank. Fill tank one-half to three-quarters full with clean water.

2. ARMORTECH QUINPRO herbicide Alone

When using ARMORTECH QUINPRO herbicide alone, either premix (1 part product + 2 parts water) or slowly add ARMORTECH QUINPRO herbicide to the partially filled tank while agitating until completely dispersed. Fill the remainder of the tank with water.

3. ARMORTECH QUINPRO herbicide tank mixes

**a. Wettable Powder Formulations**

1. When using ARMORTECH QUINPRO herbicide with a wettable powder formulation, add ARMORTECH QUINPRO herbicide to the partially filled tank while agitating.
2. When ARMORTECH QUINPRO herbicide is properly mixed add a slurry of the wettable powder (1 part WP + 2 parts water) slowly into the tank. Fill the remainder of the tank while agitating.

**b. Flowable Formulations**

1. When using ARMORTECH QUINPRO herbicide with a flowable formulation, add ARMORTECH QUINPRO herbicide to the partially-filled tank while agitating.
2. When ARMORTECH QUINPRO herbicide is properly mixed, premix one part of the flowable with two parts water and add this diluted mixture slowly into the tank. Fill the remainder of the tank while agitating.

**c. Emulsifiable Concentrate Formulations**

1. When using ARMORTECH QUINPRO herbicide with an emulsifiable concentrate formulation, add ARMORTECH QUINPRO herbicide to the partially-filled tank while agitating.
2. When ARMORTECH QUINPRO herbicide is properly mixed, premix one part of the emulsifiable concentrate with two parts water and add this diluted mixture slowly into the tank. Fill the remainder of the tank while agitating.



d. Dry Flowable (Water Dispersible Granule) Formulations

1. When using ARMORTECH QUINPRO herbicide with a dry flowable formulation, add ARMORTECH QUINPRO herbicide to the partially-filled tank while agitating.
2. When ARMORTECH QUINPRO herbicide is properly mixed, premix one part of the dry flowable with two parts water and add this diluted mixture slowly into the tank. Fill the remainder of the tank while agitating.

4. MAINTAIN CONTINUOUS AGITATION WHILE ADDING HERBICIDES AND UNTIL SPRAYING IS COMPLETED. If the spray mixture is allowed to settle for any period of time, thorough agitation is essential to resuspend the mixture before spraying is resumed. Continue agitation while spraying.

Backpack Sprayer:

Begin with a clean spray tank. Fill the spray tank 1/2 full with clean water and add the required amount of ARMORTECH QUINPRO herbicide to the sprayer. Cap sprayer and agitate to ensure mixing. Uncap sprayer and finish filling tank to desired level. Cap sprayer and agitate once again. During application it is desirable to agitate the mixture on occasion of ensure mixing. If the mixture is allowed to settle for any period of time, thorough agitation is essential to resuspend the mixture before spraying is resumed.

Liquid Fertilizers:

Prior to mixing, small quantities should always be tested using a simple jar test. Add the required amount of ARMORTECH QUINPRO herbicide to half filled tank while agitating then add the fertilizer product. Complete filling spray tank to desired level.

SPRAYING INSTRUCTIONS FOR ARMORTECH QUINPRO HERBICIDE

Apply with properly calibrated ground equipment in sufficient water per acre to provide uniform spray distribution (at least 20 gallons of water per acre or at least 0.5 gallon per 1,000 sq. ft.). Low pressure (e.g., 20-40 psi) sprayers are recommended.

Maintain continuous agitation during spraying with good mechanical or bypass agitation. Nozzle screens must be no finer than 50 mesh (100 mesh is finer than 50 mesh). Check sprayer routinely to determine proper calibration. Flat fan, flood or cone nozzles may be used. Nozzles should be arranged to obtain uniform coverage or turf and weeds to be controlled. Boom height, nozzle selection, and pressure should be adjusted to provide uniform coverage and minimize spray drift.

Avoid overlaps that will increase rates above those recommended.

Avoid application when winds may cause drift.

Procedure For Cleaning Spray Equipment:

Clean application equipment thoroughly using a strong detergent or commercial sprayer cleaner according to the manufacturer's directions before and after applying this product.

COMPATIBILITY TEST FOR MIX COMPONENTS

Add components in the following sequence using 2 teaspoons for each pound or 1 teaspoon for each pint of recommended label rate per acre.

1. Water: For 20 gallons per acre spray volume, use 3.3 cups (800 ml) of water. For other spray volumes, adjust rates accordingly. Use only water from the intended source at the source temperature.
2. Products in PVA bags: Cut an opening in the water-soluble PVA bag just large enough to use a teaspoon for measuring purposes. Use the opened water-soluble PVA bag first when preparing spray solution. Boron containing fertilizers can be incompatible with PVA material. Include PVA material if a boron fertilizer is intended to be used. Cap the jar and invert 10 cycles.

3. Water-dispersible products: (such as ARMORTECH QUINPRO herbicide) (dry flowables, wettable powders, suspension concentrates, or suspoemulsions). Cap the jar and invert 10 cycles.
4. Water-soluble products: (such as Basagran T/O) - Cap the jar and invert 10 cycles.
5. Emulsifiable concentrates: (methylated seed oil) - Cap the jar and invert 10 cycles.
6. Water-soluble additives: Cap the jar and invert 10 cycles.
7. Let the solution stand for 15 minutes.
8. Evaluate the solution for uniformity and stability. The spray solution should not have free oil on the surface nor thick (clabbered) texture. For WG or WP products, a fine precipitate that is easily re-suspended is normal; large non-dispersible particles (>300 microns) that precipitate on standing are a sign of tank mix incompatibility. Do not use any spray solution that could clog spray nozzles.

**GENERAL RESTRICTIONS AND LIMITATIONS**

- DO NOT apply more than 2 pounds of ARMORTECH QUINPRO herbicide per acre (or 0.73 ounces per 1,000 square feet) in one year.
- DO NOT apply to golf course collars or greens
- DO NOT apply to fine fescue unless it is part of a seed blend.
- DO NOT apply to bahiagrass, carpetgrass, St. Augustinegrass, centipedegrass, dichondra, or lawns or turf where desirable clovers are present.
- DO NOT apply within 4 weeks after seedling emergence of Kentucky bluegrass, creeping bentgrass, fine fescue blends and perennial ryegrass.
- DO NOT apply to exposed feeder roots of trees or ornamentals. Be particularly careful within the drip line of trees and other ornamental species.
- DO NOT apply into any ornamental bed.
- DO NOT use clippings as mulch or compost around flowers, ornamentals, trees, or in vegetable gardens.
- Apply when wind speed is less than 10 mph as drift may cause damage or death of non-target area vegetation. DO NOT apply when conditions favor drift from target area.
- Use a lawn type sprayer with coarse spray as wind drift is less likely.
- Avoid mist and spray onto vegetables, flowers, ornamentals, shrubs, trees, and other desirable plants, especially plants belonging to the Solanaceae family such as tomatoes, eggplants, and bell peppers.
- DO NOT pour spray solutions near these plants.
- DO NOT apply through any type of irrigation system.
- DO NOT use to formulate or reformulate any other pesticide product which is not registered by EPA.
- For best results, weeds should not be under stress from lack of water, excessive water, low fertility, mowing shock, excessive hot or cold temperatures, or injury from other herbicide applications.

**TURFGRASS TANK-MIXES**

Read and follow the applicable Restrictions and Limitations and Directions For Use on all products involved in tank mixing. The most restrictive labeling applies to any tank mix. To increase spectrum of control of broadleaf weed species a tank mix with 2,4-D, triclopyr, MCPA, MCPP, Three Way, Trimec, or other broadleaf herbicide can be used. For extended residual control apply ARMORTECH QUINPRO herbicide with Pendulum or PRE-M herbicides. For sedge control applications of ARMORTECH QUINPRO herbicide with Basagran SG, Basagran T/O, Lescogran, Image 70 DG or MSMA can be made.

Combinations with MSMA will aid in control of certain grassy weeds such as bahiagrass or kikulyugrass. Consult tolerant turfgrass species on all labels. Separate applications should be made if all target weeds are not at the correct growth state for treatment at the same time.

Physical incompatibility, reduced weed control, or turf injury may result from mixing ARMORTECH QUINPRO herbicide with other pesticides (fungicides, herbicides, insecticides, or miticides), additives, or fertilizers.

Before tank-mixing a simple jar test is recommended to insure compatibility of herbicides or other pesticide and/or additives. Refer to manufacturer's labels for specific use directions, precautions, and limitations before tank mixing with ARMORTECH QUINPRO herbicide and follow those that are most restrictive.

Table 1. Turf Tolerance (Established)

Highly Tolerant	Moderately Tolerant	Susceptible
Bermudagrass, Common <sup>1</sup> Bluegrass, Kentucky Bluegrass, Annual Buffalograss Fescue, Tall Ryegrass, Annual Ryegrass, Perennial Zoysiagrass	Bentgrass, Creeping <sup>1</sup> Bermudagrass, Hybrid <sup>1</sup> Fescue, Fine <sup>2</sup> Fescue, Red Fescue, Hard Fescue, Chewing's Bluegrass, Rough ( <i>Poa trivialis</i> )	Bahiagrass Centipedegrass Dichondra St. Augustinegrass Bentgrass, Seaside Bentgrass, Colonial
<p><sup>1</sup>Yellowing that occurs on these species can be reduced by the addition of chelated iron or sprayable soluble nitrogen fertilizer (See Application Information, Additives).</p> <p><sup>2</sup>Apply ARMORTECH QUINPRO herbicide to fine fescue only when it is part of a blend.</p> <ul style="list-style-type: none"> <li>• Do not use on golf course greens and collars.</li> <li>• Consult Table 4, Seeding/Sprigging Chart for this situation.</li> </ul>		

Table 2. ARMORTECH QUINPRO Application to Established Creeping Bentgrass

Turfgrass Species	Application Rate/Timing	Additive Rate
Bentgrass, Creeping <sup>1</sup>	ARMORTECH QUINPRO herbicide must be applied in 2 - 3 split applications at 0.162 to 0.245 ounces per 1,000 sq.ft. (not to exceed 2 pound of product per acre per season). Sequential application(s) should be timed 21 days apart	Use methylated seed oil at 0.55 ounces per 1,000 sq. ft. (1.5 pints per acre)
<p><sup>1</sup>Yellowing that occurs on these species can be reduced by the addition of chelated iron or sprayable soluble nitrogen fertilizer (See Application Information, Additives)</p> <ul style="list-style-type: none"> <li>• Do not use on golf course greens and collars.</li> <li>• Consult Table 4, Seeding/Sprigging Chart for this situation.</li> </ul>		




Table 3. Application Rates and Timing for Postemergence Weed Control in Turf

Weed Species		ARMORTECH QUINPRO Rate	Additive Rate
Grasses Controlled		Broadcast Applications: 1 pound of product per acre or 0.367 ounces per 1,000 square feet.	Apply: 1.5 pints per acre (0.55 oz per 1,000 square feet) methylated seed oil.
Common Name	Scientific Name		
Barnyard grass	<i>Echinochloa crusgalli</i>	Spot Applications: Apply 0.367 ounce of ARMORTECH QUINPRO per 1,000 square feet of treated area. Refer to foot notes in Tables 2 and 3 for specific turfgrass or weed instructions.	
Crabgrass, Large 1,4	<i>Digitaria sanguinalis</i>		
Crabgrass, Smooth 1,4	<i>Digitaria ischaemum</i>		
Foxtails, Giant 1	<i>Setari faberi</i>		
Foxtail, Green 1	<i>Setari viridis</i>		
Foxtail, Yellow 1	<i>Setari glauca</i>		
Kikuyugrass 2,3	<i>Pennisetum clandestinum</i>		
Signalgrass, Broadleaf 1	<i>Brachiaria platyphylla</i>		
Torpedograss 3	<i>Panicum repens</i>		
Broadleaf Weeds Controlled			
Common Name	Scientific Name		
Bindweed, Field	<i>Convolvulus arvensis</i>		
Medic, Black	<i>Medicago lupulina</i>		
Clover, Hop	<i>Trifolium aureum Pollich</i>		
Clover, Red	<i>Trifolium pratense</i>		
Clover, White	<i>Trifolium repens</i>		
Dandelion, Common 2	<i>Taraxacum officinale</i>		
Daisy, English 2,5	<i>Betula perenne</i>		
Dollarweed	<i>Hydrocotyle umbellata</i>		
Geranium, Carolina	<i>Geranium carolinum</i>		
Morningglory spp.	<i>Ipomea sp.</i>		
Speedwell, Common	<i>Veronica officinalis</i>		
Speedwell, Slender	<i>Veronica filiformis</i>		
Speedwell, Thymeleaf	<i>Veronica serpyllifolia</i>		
Violet, Wild	<i>Viola sp.</i>		

1 Under certain conditions applications of ARMORTECH QUINPRO herbicide made to annual grasses at 2 - 4 tiller may not provide complete control. A sequential application will be required for grass control in these situations. Optimum control is achieved when applications of ARMORTECH QUINPRO herbicide + methylated seed oil is applied either before second tiller or as weed grasses mature.

2 Tank mix partner or sequential application required.

3 Make 3 sequential applications of 0.245 ounce of ARMORTECH QUINPRO herbicide per 1,000 square feet at 14 - 21 day intervals.

4 Biotypes of large and smooth crabgrass in California have shown varied response to ARMORTECH QUINPRO herbicide. If control failure occurs following the application of a full or split application rates do not reapply ARMORTECH QUINPRO herbicide, and change to a herbicide with a different mode of action

5 NOT FOR USE to control this weed in California

Table 4. Seeding/Overseeding/Sprigging Timing Chart<sup>1</sup>

Variety	Before seeding <sup>2</sup>	At Seeding	7 days after emergence	14 days after emergence	28 days after emergence
Annual Bluegrass	OK	OK	OK	OK	OK
Annual Ryegrass	OK	OK	OK	OK	OK
Buffalograss	OK	OK	OK	OK	OK
Common Bermuda <sup>3</sup>	OK	OK	OK	OK	OK
Creeping Bentgrass	OK	NO	NO	NO	OK
Fine Fescue (On blend)	OK	NO	NO	NO	OK
Hybrid Bermuda <sup>3</sup>	OK	OK	OK	OK	OK
Kentucky Bluegrass	OK	NO	NO	NO	OK
Perennial Ryegrass	OK	OK	NO	NO	OK
Tall Fescue	OK	OK	OK	OK	OK
Zoysiagrass <sup>3</sup>	OK	OK	OK	OK	OK

<sup>1</sup>Note: No adjuvant or additive should be used when ARMORTECH QUINPRO herbicide applications are made on newly emerged turf seedlings until 28 days after emergence.

<sup>2</sup>ARMORTECH QUINPRO herbicide can be applied 7 days or greater prior to seeding.

<sup>3</sup>ARMORTECH QUINPRO herbicide can be used anytime prior to, at or after sprigging.

- Application of ARMORTECH QUINPRO herbicide should be timed around the seeding operations using the above chart as a reference point.

CONDITIONS OF SALE AND WARRANTY

The Directions For Use of this product reflect the opinion of experts based on research and field use. The directions are believed to be reliable and should be followed carefully. However, it is impossible to eliminate all risks inherently associated with use of this product. Crop injury, ineffectiveness or other unintended consequences may result because of such factors as weather conditions, presence of other materials, herbicide resistant weed populations, or the use of, or application of the product contrary to label instructions, all of which are beyond the control of Albaugh, Inc. or the Seller. All such risks shall be assumed by the Buyer. Albaugh, Inc. warrants that this product conforms to the chemical description on the label and is reasonably fit for the purposes described in the Directions For Use, subject to the risks referred to above.

ALBAUGH, INC. DOES NOT MAKE OR AUTHORIZE ANY AGENT OR REPRESENTATIVE TO MAKE ANY OTHER WARRANTIES, EXPRESS OR IMPLIED AND EXPRESSLY EXCLUDES AND DISCLAIMS ALL IMPLIED WARRANTIES OF MERCHANTABILITY OR FITNESS FOR A PARTICULAR PURPOSE. To the extent allowed by law, in no case shall Albaugh, Inc. or the seller be liable for consequential, special or indirect damages resulting from the use or handling of this product.

