



UNITED STATES ENVIRONMENTAL PROTECTION AGENCY
WASHINGTON, D.C. 20460

OFFICE OF
PREVENTION, PESTICIDES AND
TOXIC SUBSTANCES

9-19-06

Morris Gaskins
Albaugh, Inc.
P.O. Box 2127
Valdosta, GA 31604-2127

Subject: EPA Reg. No. 42750-41/ DICAMBAZINE Atrazine RED Label Amendment


Dear Mr. Gaskins:

The labeling referred to above, submitted in connection with reregistration under the Federal Insecticide, Fungicide, and Rodenticide Act, as amended, is acceptable provided you make the following changes.

1. To the "Conditions of Sale and Warranty" section change "All such risks shall be assumed by the Buyer." to "To the extent consistent with applicable law, All such risks shall be assumed by the Buyer.", "Neither Albaugh, Inc. nor..." to "To the extent consistent with applicable law, Neither Albaugh, Inc. nor...", and "To the fullest extent allowed by law Buyer's..." to "To the extent consistent with applicable law Buyer's...".
2. On page 16, in the section Grain Sorghum, to further clarify the label revise the Atrazine RED imposed rates of 2.5, 2, and 1.6 pounds active ingredient atrazine per acre to 0.91 lbs a.i./A, as you have restricted the application rate of product to 3.5 pints per acre per season for this use.

Amended labeling will supercede all previous accepted ones. A stamped copy of labeling is enclosed for your records. If you have any questions please call Erik Kraft at 703-308-9358.

Sincerely,


James A. Tompkins
Product Manager 25
Herbicide Branch
Registration Division (7505C)

RESTRICTED USE PESTICIDE
(GROUND AND SURFACE WATER CONCERNS)

For retail sale to and use only by certified applicators or persons under their direct supervision, and only for those uses covered by the certified applicator's certification. This product is a "Restricted Use" herbicide due to ground and surface water concerns. Users must read and follow all precautionary statements and instructions for use in order to minimize potential for atrazine to reach ground and surface water.

DICAMBAZINE®

Dicamba + Atrazine

FOR WEED CONTROL IN CORN, GRAIN SORGHUM, AND FALLOW SYSTEMS

ACTIVE INGREDIENTS:	
Potassium salt of dicamba*	13.42%
Atrazine**	22.23%
OTHER INGREDIENTS:	64.35%
TOTAL:	100.00%

*This product contains 11.45% 3,6-dichloro-o-anisic acid (dicamba) which equals 1.1 pounds per gallon (132 g/L) or 0.14 pounds per pint.
 **This product contains 22.23% 2-chloro-4-ethylamino-6-isopropyl/amino-s-triazine (atrazine) which equals 2.1 pounds per gallon (252 g/L) or 0.26 pounds per pint.

KEEP OUT OF REACH OF CHILDREN

CAUTION

FIRST AID	
IF IN EYES:	<ul style="list-style-type: none"> Hold eye open and rinse slowly and gently with water for 15-20 minutes. Remove contact lenses, if present, after the first 5 minutes, then continue rinsing eye. Call a poison control center or doctor for treatment advice.
IF SWALLOWED:	<ul style="list-style-type: none"> Call a poison control center or doctor immediately for treatment advice. Have person sip a glass of water if able to swallow. Do not induce vomiting unless told to do so by the poison control center or doctor. Do not give anything by mouth to an unconscious person.
IF ON SKIN OR CLOTHING:	<ul style="list-style-type: none"> Take off contaminated clothing. Rinse skin immediately with plenty of water for 15-20 minutes. Call a poison control center or doctor for treatment advice.
IF INHALED:	<ul style="list-style-type: none"> Move person to fresh air. IF person is not breathing, call 911 or an ambulance, then give artificial respiration, preferably mouth-to-mouth if possible. Call a poison control center or doctor for treatment advice.

HOT LINE NUMBER
Have the product container or label with you when calling a poison control center or doctor, or going for treatment. You may also contact 1-800-424-9300 for emergency medical treatment information.

See inside booklet for additional Precautionary Statements

EPA Reg. No. 42750-41
NET CONTENTS COMMENTS
in EPA Letter Dated

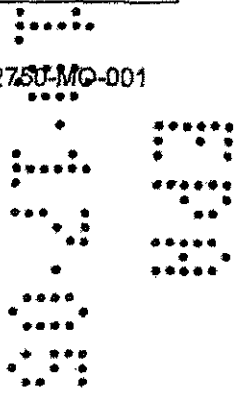
EPA Est. No. 42750-MG-001

9-19-06

MANUFACTURED BY:
Albaugh, Inc.
Ankeny, IA 50021

Under the Federal Insecticide, Fungicide, and Rodenticide Act as amended, for the pesticide registered under EPA Reg. No.

42750-41



FOR CHEMICAL SPILL, LEAK, FIRE, OR EXPOSURE, CALL CHEMTREC (800) 424-9300

PRECAUTIONARY STATEMENTS
HAZARDS TO HUMANS AND DOMESTIC ANIMALS

CAUTION

Causes moderate eye irritation. Harmful if swallowed. Avoid contact with eyes or clothing.

PERSONAL PROTECTIVE EQUIPMENT (PPE):

Some materials that are chemical-resistant to this product are barrier laminate > 14 mils, neoprene rubber > 14 mils, polyvinyl chloride (PVC) > 14 mils, butyl rubber > 14 mils, or viton > 14 mils. If you want more options, follow the instructions for Category A on an EPA chemical-resistance category selection chart.

Mixers, loaders, applicators and other handlers not using Engineering Controls must wear:

1. Coveralls over long-sleeved shirt and long pants,
2. Chemical-resistant gloves such as barrier laminate > 14 mils, neoprene rubber > 14 mils, polyvinyl chloride (PVC) > 14 mils, butyl rubber > 14 mils, or viton > 14 mils.
3. Chemical-resistant footwear plus socks.
4. Chemical resistant headgear (if overhead exposure)
5. A NIOSH approved dust mist filtering respirator with any N, R, P or HE filter
6. A chemical resistant apron when mixing/loading, cleaning up spills, or cleaning equipment, or otherwise exposed to concentrate.

Mixers, loaders, applicators and other handlers using Engineering Controls must wear:

1. long-sleeved shirt and long pants,
2. chemical-resistant gloves and aprons for mixers and loaders
3. Shoes plus socks

See Engineering Controls for additional requirements.

Follow manufacturer's instructions for cleaning/maintaining PPE. If no such instructions for washables, use detergent and hot water. Keep and wash PPE separately from other laundry. Discard clothing and other absorbent materials that have been drenched or heavily contaminated with this product's concentrate. Do not reuse them.


ENGINEERING CONTROLS STATEMENTS

Mixers and loaders supporting aerial applications at a rate greater than 3 lbs. ai/A must use a closed system that meets the requirements for dermal and inhalation protection listed in the Worker Protection Standard (WPS) for agricultural pesticides [40 CFR 170.240(d)(4) and must:

- Wear the personal protective equipment (PPE) required above for mixers and loaders
- Wear protective eyewear if the system operates under pressure, and
- Be provided and have immediately available for use in an emergency, such as a spill or equipment breakdown: chemical resistant footwear.

Pilots must use an enclosed cockpit in a manner that is consistent with the WPS for Agricultural Pesticides [40 CFR 170.240(d)(6)]. Pilots must wear the PPE required on this labeling for applicators, however, they need not wear chemical-resistant gloves when using an enclosed cockpit.

Fluggers supporting aerial applications must use an enclosed cab that meets the definition on the WPS Standard for Agricultural Pesticides [40 CFR 170.240(d)(5)] for dermal protection.



When applicators use enclosed cabs in a manner that meets the requirements listed in the Worker Protection Standard (WPS) for agricultural pesticides 40 CFR 170.240(d)(5), the handler PPE requirements may be reduced or modified as specified in the WPS.

USER SAFETY RECOMMENDATIONS

Users should:

1. Wash hands before eating, drinking, chewing gum, using tobacco or using the toilet.
2. Remove clothing/PPE immediately if pesticide gets inside. Then wash thoroughly and put on clean clothing.
3. Remove PPE immediately after handling this product. Wash the outside of gloves before removing. As soon as possible, wash thoroughly and change into clean clothing.

ENVIRONMENTAL HAZARDS

This pesticide is toxic to aquatic invertebrates. Do not apply directly to water, to areas where surface water is present, or to intertidal areas below the mean high water mark. Do not apply when weather conditions favor drift from treated areas. Runoff and drift from treated areas may be hazardous to aquatic organisms in neighborhood areas. Do not contaminate water when disposing of equipment wash water.

Atrazine can travel (seep or leach) through the soil and can enter ground water which may be used as drinking water. Atrazine has been found in ground water. Users are advised not to apply atrazine to sand and loamy sand soils where the water table (ground water) is close to the surface and where these soils are very permeable; i.e. well-drained. Your local agricultural agencies can provide further information on the type of soil in your area and the location of ground water.


Product must not be mixed or loaded, or used within 50 feet of all wells, including abandoned wells, drainage wells, and sink holes. Operations that involve mixing, loading, rinsing or washing of this product into or from pesticide handling or application equipment or containers within 50 ft. of any well are prohibited, unless constructed on and impervious pad constructed to withstand the weight of the heaviest load that may be positioned on or moved across the pad. Such a pad shall be designed and maintained to contain any product spills or equipment leaks, container or equipment rinse or wash water, and rain water that may fall on the pad. Surface water shall not be allowed to either flow over or from the pad which means the pad must be self-contained. The pad shall be sloped to facilitate material removal. An unroofed pad shall be of sufficient capacity to contain the minimum 110% of the capacity of the largest pesticide container or application equipment on the pad. A pad that is covered by a roof of sufficient size to completely exclude precipitation from contact with the pad shall have a minimum containment of 100% of the capacity of the largest pesticide container or application equipment on the pad. Containment capacities as described above shall be maintained at all times. The above specified minimum containment capacities do not apply to vehicles when delivering pesticide to the mixing/loading sites.

Additional state imposed requirements regarding well-head setbacks and operational area containment must be observed.

Product must not be mixed or loaded within 50 ft. of intermittent streams and rivers, natural or impounded lakes and reservoirs. Product must not be applied within 66 ft. of points where field surface water enters perennial or intermittent streams and rivers or within 200 feet of natural or impounded lakes and reservoirs. If this product is applied to highly erodible land, the 66 feet buffer or setback from runoff entry points must be planted to crop, or seeded with grass or other suitable crop.

Groundwater contamination may be reduced by diking and flooring of permanent liquid bulk storage sites with an impermeable material.

Check valves or anti-siphoning devices must be on all mixing equipment to prevent back-siphoning into wells or bulk storage tanks. See the Storage and Disposal section of this label regarding proper disposal of excess pesticide, spray mixtures and rinsate.



Do not apply this product through any type of irrigation system. Do not contaminate irrigation ditches or water used for domestic purposes.

TILE-OUTLETTED FIELDS CONTAINING STANDPIPES

One of the following restrictions must be used in applying atrazine to tile-outletted fields containing standpipes.

- Do not apply this product within 66 ft. of standpipes in tile-outletted fields.
- Apply this product to the entire tile-outletted field and immediately incorporate it to a depth of 2-3 inches in the entire field.
- Apply this product to the entire tile-outletted field under a no-till practice only when high crop residue management practices are used. High crop residue management practice is described as a crop management practice where little or no crop residue is removed from the field during or after crop harvest.

DIRECTIONS FOR USE

It is a violation of Federal law to use this product in a manner inconsistent with its labeling. This labeling must be in the possession of the user at the time of the pesticide application.

Do not apply this product in a way that will contact workers or other persons, either directly or through drift. Only protected handlers may be in the area during application. For any requirements specific to your State or Tribe, consult the agency responsible for pesticide regulations.

Do not apply this product through any type of irrigation system.

When tank-mixing or sequentially applying atrazine or products containing atrazine to corn or sorghum, the total pounds of atrazine must not exceed the specific seasonal rate limits from preemergence, or postemergence, or preemergence + postemergence applications as noted in the use limitation table in the use directions.

ANY USE OF THIS PRODUCT IN AN AREA WHERE USE IS PROHIBITED IS A VIOLATION OF FEDERAL LAW. Before using this product, you must consult the Atrazine Watershed Information Center (AWIC) to determine whether the use of this product is prohibited in your watershed. AWIC can be accessed through [www.atrazine-watershed.info], or [1-866-365-3014]. If use of this product is prohibited in your watershed, you may return this product to your point of purchase or contact Albaugh for a refund.

When tank-mixing or sequentially apply atrazine or products containing atrazine to corn or sorghum, do not exceed an application rate of 2.0 lbs active ingredient per acre for any single application, and the total pounds of atrazine applied (lbs ai/A) must not exceed 2.5 pounds active ingredient per year.

When tank-mixing or sequentially applying atrazine or products containing atrazine to crops other than corn or sorghum, the total pounds of atrazine applied (lbs ai/A) must not exceed the specific seasonal rate limits as noted in the use directions.

AGRICULTURAL USE REQUIREMENTS

Use this product only in accordance with its labeling and with the Worker Protection Standard, 29 CFR Part 170. This Standard contains requirements for the protection of agricultural workers on farms, forests, nurseries, and greenhouses, and handlers of agricultural pesticides. It contains requirements for training, decontamination, notification, and emergency assistance. It also contains specific instructions and exceptions pertaining to the statements on this label about personal protective equipment (PPE) and restricted-entry interval. The requirements in this box only apply to uses of this product that are covered by the Worker Protection Standard.

Do not enter or allow worker entry into treated areas during the restricted-entry interval (REI) of 48 hours.

Exception: If the product is soil injected or soil incorporated, the Worker Protection Standard, under certain circumstances, allows workers to enter the treated area if there will be no contact with anything that has been treated.

PPE required for early entry to treated areas that is permitted under the Worker Protection Standard and that involves contact with anything that has been treated, such as plants, soil, or water is:

1. Coveralls
2. Chemical-resistant gloves Category A, such as barrier laminate > 14 mils, or butyl rubber > 14 mils, or neoprene rubber > 14 mils, or polyvinyl chloride (PVC) > 14 mils, or viton > 14 mils, and
3. Chemical-resistant footwear plus socks.

Before applying DICAMBAZINE™, read all directions and precautions. Failure to follow all directions and precautions may result in unsatisfactory weed control, crop injury, or illegal residues.

Where there are state/local requirements regarding atrazine use (including lower maximum rates and/or higher set-backs) which are different from the label, the more restrictive/protective requirements apply.

STORAGE AND DISPOSAL

Do not contaminate water, food, or feed by storage or disposal.

PESTICIDE STORAGE: Ground water contamination may be reduced by diking and flooring of permanent liquid bulk storage sites with an impermeable material.

PESTICIDE DISPOSAL: Pesticide wastes are acutely toxic. Improper disposal of excess pesticide, spray mixture or rinsate is a violation of Federal law. Pesticide spray mixture, or rinsate that cannot be used according to label instructions must be disposed of according to Federal and local procedures. For guidance in proper disposal methods, contact your State Pesticide or Environmental Control Agency, or the Hazardous Waste Representative at the nearest EPA Regional Office for guidance. Open dumping is prohibited.

CONTAINER DISPOSAL:

METAL CONTAINERS: Triple rinse (or equivalent), adding rinsate to spray tank. Then offer for recycling or reconditioning, or puncture and dispose of in a sanitary landfill, or by other procedures approved by state and local authorities.

PLASTIC CONTAINERS: Triple rinse (or equivalent), adding rinsate to spray tank. Then offer for recycling or reconditioning, or puncture and dispose of in a sanitary landfill, or incineration, or, if allowed by state and local authorities, by burning. If burned, stay out of smoke.

REFILLABLE CONTAINERS: If this container has been designated by the supplier as refillable, return empty container to the place of purchase.

GENERAL INFORMATION

DICAMBAZINE™ is intended for control and suppression of annual broadleaf and perennial broadleaf weeds. DICAMBAZINE™ may be applied preplant through early postemergence on field corn, seed corn, popcorn and silage corn, early postemergence on grain sorghum, and as a Post-Harvest treatment in fallow (wheat/fallow/wheat) and Eco-Fallow (wheat/corn or sorghum/fallow) rotations.

MODE OF ACTION

DICAMBAZINE™ contains dicamba and atrazine as the active ingredients. Dicamba is readily absorbed by plants through shoot and root uptake, translocates throughout the plant's system, and accumulates in areas of active growth. Dicamba interferes with the plant's growth hormones (auxins) resulting in death to many broadleaf weeds. Atrazine is absorbed by root and shoots and controls weeds by inhibiting photosynthesis.

CLEANING SPRAY EQUIPMENT

Clean application equipment thoroughly by using a strong detergent or commercial sprayer cleaner according to the manufacturer's directions and then triple rinse the equipment before and after applying this product.

APPLICATION INSTRUCTIONS

SHAKE BEFORE USING

DICAMBAZINE™ is a water-dispersible formulation that can be applied pre-emergence or postemergence to actively growing weeds as aerial, broadcast, band, or spot spray applications using water or sprayable fertilizer as a carrier. Do not use sprayable fluid fertilizer as a carrier after crop emergence. For crop specific application timing and other details, refer to the CROP-SPECIFIC INFORMATION section.

Rainfall or irrigation occurring within 4 hours after postemergence applications may reduce the effectiveness of DICAMBAZINE™.

Do not apply to weeds under stress due to lack of moisture, hail damage, flooding, herbicide injury, mechanical injury, or widely fluctuating temperatures, as unsatisfactory control may result.

Do not apply to crops that show injury (leaf phytotoxicity or plant stunting) produced by any other prior herbicide applications, because this injury may be enhanced or prolonged.

DICAMBAZINE™ should not be applied during periods of gusty wind or when wind is in excess of 15 mph as uneven spray coverage may occur.

SENSITIVE CROP PRECAUTIONS

DICAMBAZINE™ may cause injury to desirable broadleaf plants or trees particularly beans, cotton, flowers, fruit trees, grapes, ornamentals, peas, potatoes, soybeans, sunflowers, tobacco and tomatoes when contacting their roots, stems or foliage. These plants are most sensitive to DICAMBAZINE™ during their development or growing stage. To avoid potential off-target herbicide movement:

Do not use aerial applications if broadleaf crops are growing in the vicinity of the area to be treated.

Do not make applications when winds are moving toward sensitive crops, inversions are present, or higher temperatures (above 85°F) are expected on the day of application.

Use nozzles designed to produce large spray droplets such as Delavan Raindrops, Spraying Systems XR flat fans or large capacity flood nozzles such as Delavan D-0, Spraying Systems TK-10-or greater capacity. Use spray pressure of 30 psi or less and 10 GPA or more, unless otherwise required by the manufacturer of drift reducing nozzles.

An agriculturally approved drift control agent may be added to further reduce the potential of physical drift at the time of application.

Consult your local and state authorities for possible other application restrictions and advice.

AERIAL APPLICATION

Water Volume: Use 2-10 gallons of water per acre. Use the higher spray volume when treating dense or tall vegetation.

Application Equipment: The applicator must follow the most restrictive use cautions to avoid drift hazards, including those found in this labeling as well as applicable state and local regulations and ordinances. Select nozzles designed to produce minimal amounts of fine spray particles. Make applications at the lowest safe height to reduce the exposure of spray droplets to evaporation and wind. Do not use aerial equipment if spray particles can be carried by the wind into areas where sensitive crops or plants are growing or when temperature inversions exist.

AERIAL SPRAY DRIFT MANAGEMENT

Spray Drift Management

AVOIDING SPRAY DRIFT AT THE APPLICATION SITE IS THE RESPONSIBILITY OF THE APPLICATOR. The interaction of many equipment-and-weather-related factors determine the potential for spray drift. The applicator is responsible for considering all these factors when making decisions.

The following drift management requirements must be followed to avoid off-target movement from aerial applications to agricultural field crops. These requirements do not apply to forestry applications, public health uses or to applications using dry formulations.

1. The distance of the outer most nozzles on the boom must not exceed 3/4 the length of the wingspan or rotor.
2. Nozzles must always point backward parallel with the air stream and never be pointed downwards more than 45 degrees.
3. Where states have more stringent regulations, they should be observed.
4. The applicator should be familiar with and take into account the information covered in the Aerial Drift Reduction Advisory.

Aerial Drift Reduction Advisory

[This section is advisory in nature and does not supersede the mandatory label requirements.]

Information on Droplet Size

The most effective way to reduce drift potential is to apply large droplets. The best drift management strategy is to apply the largest droplets that provide sufficient coverage and control. Applying larger droplets reduces drift potential, but will not prevent drift if applications are made improperly, or under unfavorable environmental conditions (See Wind, Temperature and Humidity, and Temperature Inversions).

Controlling Droplet Size

- Volume – Use high flow rate nozzles to apply the highest practical spray volume. Nozzles with higher rated flows produce larger droplets.
- Pressure – Do not exceed the nozzle manufacturer's recommended pressures. For many nozzle types lower pressure produces larger droplets. When higher flow rates are needed, use higher flow rate nozzles instead of increasing pressure.
- Number of nozzles – Use the minimum number of nozzles that provide uniform coverage.
- Nozzle Orientation – Orienting nozzles so that the spray is released parallel to the airstream produces larger droplets than other orientations and is the recommended practice. Significant deflection from horizontal will reduce droplet size and increase drift potential.
- Nozzle Type – Use a nozzle type that is designed for the intended application. With most nozzle types, narrower spray angles produce larger droplets. Consider using low-drift nozzles. Solid stream nozzles oriented straight back produce the largest droplets and the lowest drift.

Boom Length

For some use patterns, reducing the effective boom length to less than 3/4 of the wingspan or rotor length may further reduce drift without reducing swath width.

Application Height

Applications should not be made at a height greater than 10 feet above the top of the target plants unless a greater height is required for aircraft safety. Making applications at the lowest height that is safe reduces exposure of droplets to evaporation and wind.

Swath Adjustment

When applications are made with a crosswind, the swath will be displaced downwind. Therefore, on the up and downwind edges of the field, the applicator must compensate for this displacement by adjusting the path of the aircraft upwind. Swath adjustment distance should increase with increasing drift potential (higher wind, smaller drops, etc.)

Wind

Drift potential is lowest between wind speeds of 2-10 mph. However, many factors, including droplet size and equipment type determine drift potential at any given speed. Application should be avoided below 2 mph due to variable wind direction and high inversion potential. NOTE: Local terrain can influence wind patterns. Every applicator should be familiar with local wind patterns and how they affect spray drift.

Temperature and Humidity

When making applications in low relative humidity, set up equipment to produce larger droplets to compensate for evaporation. Droplet evaporation is most severe when conditions are both hot and dry.

Temperature Inversions

Applications should not occur during a temperature inversion because drift potential is high. Temperature inversions restrict vertical air mixing, which causes small suspended droplets to remain in a concentrated cloud. This cloud can move in unpredictable directions due to the light variable winds common during inversions. Temperature inversions are characterized by increasing temperatures with altitude and are common on nights with limited cloud cover and light to no wind. They begin to form as the sun sets and often continue into the morning. Their presence can be indicated by ground fog; however, if fog is not present, inversions can also be identified by the movement of smoke from a ground source or an aircraft smoke generator. Smoke that layers and moves laterally in a concentrated cloud (under low wind conditions) indicates an inversion, while smoke that moves upward and rapidly dissipates indicates good vertical air mixing.

Sensitive Areas

The pesticide should only be applied when the potential for drift to adjacent sensitive areas (e.g. residential areas, bodies of water, known habitat for threatened or endangered species, non-target crops) is minimal (e.g. when wind is blowing away from the sensitive areas).

GROUND APPLICATION - BAND TREATMENTS

DICAMBAZINE™ may be applied as a band treatment. Use the formulas below to determine the appropriate rate and volume per treated acre.

Bandwidth in inches	x	Broadcast rate	per	=	Banding herbicide rate
Row width in inches		treated acre			per treated acre

Bandwidth in inches	x	Broadcast volume	per	=	Banding water volume
Row width in inches		treated acre			per treated acre

GROUND APPLICATION - BROADCAST

Water Volume: Use 10-50 gallons of spray solution per broadcast acre for optimal performance. Use the higher spray volume when treating dense or tall vegetation.

Application Equipment: Select nozzles designed to produce minimal amounts of fine spray particles. Spray with nozzles as close to the weeds as is practical for good weed coverage.

ADDITIVES

Agriculturally approved surfactants, sprayable fertilizers (urea, ammonium nitrate, or ammonium sulfate) or crop oil concentrate, may be added to improve postemergence weed control, particularly in dry growing conditions.

Nitrogen Source

Urea ammonium nitrate (UAN): Use 2-4 quarts of UAN (commonly referred to as 28%, 30%, or 32% nitrogen solution) per acre. Do not use brass or aluminum nozzles when spraying UAN.

Ammonium sulfate (AMS): AMS at 2.5 pounds per acre may be substituted for UAN. Use high-quality AMS (spray grade) to avoid plugging nozzles. Other sources of nitrogen are not as effective as those mentioned. Do not apply AMS in less than 10 gallons per acre because of potential problems with precipitation in reduced volumes. Use AMS only if it has been demonstrated to be successful in local experience.

Nonionic Surfactant

The standard label recommendation is 1 pint of an 80% active nonionic spray surfactant per 100 gallons of water. For certain weeds, a higher spray surfactant rate is recommended.

Oil Concentrate

A crop oil concentrate must contain either a petroleum or vegetable oil base and must meet all of the following criteria:

- be nonphytotoxic
- contain only EPA-exempt ingredients
- provide good mixing quality in the jar test
- be successful in local experience

The exact composition of suitable products will vary however, vegetable and petroleum oil concentrates should contain emulsifiers to provide good mixing quality. Highly refined vegetable oils have proven more satisfactory than unrefined vegetable oils. Refer to the COMPATIBILITY TEST section of this label for additional information.

Adjuvants containing crop oil concentrate may be used in preplant, pre-emergence, and all fallow system applications. Do not use crop oil concentrate for postemergence in-crop applications unless specifically allowed in the CROP-SPECIFIC INFORMATION section of this label.

Additive Rate Per Acre

Additive	Rate Per Acre
Nonionic Surfactant	1-2 pints per 100 gallons
AMS	2.5 pounds
UAN Solution	2-4 quarts
Crop Oil Concentrate	1 quart*

*See manufacturer's label for specific rate recommendation.

COMPATIBILITY TEST

Before mixing in the spray tank, always perform a compatibility jar test.

For 20 gallons per acre spray volume, use 3.3 cups (800 ml) of water. For other spray volumes, adjust rates accordingly. Only use water from the intended source at the source temperature.

Add components in the sequence indicated in the MIXING ORDER section of this label using 2 teaspoons for each pound or 1 teaspoon for each pint of recommended label rate per acre.

Always cap the jar and invert 10 cycles between component additions.

When the components have all been added to the jar, let the solution stand for 15 minutes. Evaluate the solution for uniformity and stability. The spray solution should not have free oil on the surface, nor fine particles that precipitate to the bottom, nor thick (clabbered) texture. If the spray solution is not compatible, repeat the compatibility test with the addition of a suitable compatibility agent. If the solution is then compatible, use the compatibility agent as directed on its label. If the solution is still incompatible, do not mix the ingredients in the same tank.

MIXING ORDER

1. Water – Begin by agitating a thoroughly clean sprayer tank three-quarters full of clean water.
2. Agitation – Maintain constant agitation throughout mixing and application.
3. Inductor – If an inductor is used, rinse it thoroughly after each component has been added.
4. Products in PVA bags – Place any product contained in water-soluble PVA bags into the mixing tank. Wait until all water-soluble PVA bags have fully dissolved and the product is evenly mixed in the spray tank before continuing.
5. Water-dispersible products (such as DICAMBAZINE™, dry flowables, wettable powders, suspension concentrates, or suspo-emulsions).
6. Water-soluble products
7. Emulsifiable concentrates (such as oil concentrate when applicable).
8. Water-soluble additives (such as AMS or UAN when applicable).
9. Remaining quantity of water.

Maintain constant agitation during application.

GENERAL TANK MIXING INFORMATION

DICAMBAZINE™ may be tank mixed or applied sequentially with one or more of the following herbicide products according to the specific tank mixing instructions in this label and respective product labels.

- | | |
|---|--|
| Accent® (nicosulfuron) | Gramoxone® Extra (paraquat) |
| Ally® (metsulfuron methyl) | Guardsman® (dimethenamid + atrazine)* |
| Atrazine* | Harness® (acetochlor) |
| Axiom® (flufenacet + metribuzin) | Harness® Xtra (acetochlor + atrazine)* |
| Albaugh Dicamba DMA Salt or Banvel® (dicamba) | Hornet™ (flumetsalam + clopyralid) |
| Basagran® (bentazon) | Laddok® S-12 (bentazon + atrazine)* |
| Beacon® (primisulfuron-methyl) | Landmaster® BW (glyphosate + dicamba) |
| Bicep II Magnum® (metolachlor + atrazine)* | Lasso® (alachlor) |
| BROX™ 2EC Herbicide or Buctril® (bromoxynil) | Liberty® (glufosinate) |
| Bullet® (alachlor + atrazine)* | Lightning® (imazethapyr + imazapyr) |
| Clarity® (dicamba) | Outlook® (dimethenamid-P) |
| Command® (clomazone) | Paramount® (quinclorac) |
| Curtail™ (clopyralid + 2,4-D) | Peak® (prosulfuron) |

Cyclone[®] (paraquat)
 DoublePlay[®] (acetochlor + EPTC)
 Degree[™] (acetochlor)
 Degree Xtra[™] (acetochlor + atrazine)
 Dual Magnum[®] (s-metolachlor)
 Dual II Magnum[®] (s-metolachlor)

Eradicane[®] (EPTC)
 Exceed[®] (primisulfuron + prosulfuron)
 Express[®] (thifensulfuron + tribenuron-methyl)
 Fallow Star[™] or Fallow Master[®] (glyphosate + dicamba)
 Field Master[™] (acetochlor + atrazine + glyphosate)*
 Frontier[®] (dimethenamid)
 FuiTime[™] (acetochlor + atrazine)*
 Glean[®] (chlorsulfuron)

Permit[®] (halosulfuron)
 Princep[®] (simazine)
 Prowl[®] (pendimethalin)
 Python[™] (flumetsulam)
 Ramrod[®] (propachlor)
 Gly Star[™] Plus or Roundup Ultra[®]
 (glyphosate)
 Roundup Ultra[®] RT (glyphosate)
 Spirit[™] (primisulfuron + prosulfuron)
 Stinger[™] (clopyralid)
 Surpass[™] (acetochlor)
 Sutan[®] + (butylate)
 TopNotch[™] (acetochlor)
 Touchdown[®] (sulfosate)
 Tough[®] (pyridate)
 2,4-D

*When tank-mixing or sequentially applying atrazine or products containing atrazine or corn and sorghum, do not exceed an application rate of 2.0 pounds active ingredient per acre for any single application, and the total pounds of atrazine applied (lb. a.i. per acre) must not exceed 2.5 pounds active ingredient per acre per year.

See the CROP-SPECIFIC INFORMATION section of this label for additional information. Read and follow the applicable Restrictions and Limitations and Directions for Use on all products involved in tank mixing. The most restrictive labeling applies to tank mixes.

DICAMBAZINE[™] may also be used in tank mixtures with foliar applied insecticides including synthetic pyrethroids such as Ambush[®], Asana[®], Pounce[®] and Warrior[®] or with the carbamates insecticide Furadan[®]. Do not apply DICAMBAZINE[™] in tank mixtures with Lorsban[®] insecticide.

Reduced weed control, crop injury or physical incompatibility may result from mixing DICAMBAZINE[™] with other pesticides (fungicides, herbicides, insecticides, or miticides) additives, or fertilizers. Albaugh, Inc. does not recommend using tank mixes other than those listed on this labeling. Local agricultural authorities may be a source of information when using tank mixes other than those listed on this label.

GENERAL WEED LIST

This is a general list of weed species including ALS- and triazine-resistant biotypes, which may be treated with DICAMBAZINE[™] as recommended under the RATES AND TIMING sections of specific crop uses listed in this label. DICAMBAZINE[™], when applied at recommended rates, will control many annual broadleaf weeds and give growth suppression of many perennial broadleaf weeds including:

ANNUALS

Amaranth, Palmer, Powell
 Buckwheat, Wild
 Burcucumber

 Chickweed, Common
 Clovers
 Cocklebur, Common

 Copperleaf, Hophornbeam
 Cucumber, Wild
 Jimsonweed

Mustard, Wild, Tansy, Yellowtops
 Nightshade, Black, Cutleaf
 Pigweed, Prostrate, Redroot
 (Carelessweed), Smooth, Spiney,
 Tumble
 Puncturevine
 Purslane, Common
 Ragweed, Common, Giant, Lance-
 Leaved
 Sicklepod
 Sida, Prickly (Teaweed)
 Smartweed, Green, Pennsylvania

Kochia
Ladysthumb
Lambsquarter, Common
Mallow, Common, Venice
Marestail (Horseweed)
Morningglory, Ivyleaf, Tall

Spanish Needles
Spurge, Prostrate
Sunflower, Common (Wild), Volunteer
Thistle, Russian
Velvetleaf
Waterhemp, Common, Tall

PERENNIALS

Alfalfa
Artichoke, Jerusalem
Bindweed, Field, Hedge
Clover, Hop
Dandelion
Dock, Broadleaf, Curly
Dogbane, Hemp
Horsenettle, Carolina

Lespedeza
Milkweed, Common
Ragweed, Western
Smartweed, Swamp
Sowthistle, Perennial
Thistle, Canada, Scotch
Trumpetcreeper (Buckvine)
Vetch

CROP ROTATION RESTRICTIONS

- In cases of treated crop failure, the area may be replanted to either corn or sorghum during the same cropping season. If corn is replanted, do not apply DICAMBAZINE™, Clarity®, Dicamba DMA Salt or Banvel® until after emergence. Consult label of each product for application directions and do not exceed the maximum yearly rate for DICAMBAZINE™, Clarity®, Dicamba DMA Salt or Banvel®. If sorghum is the replanted crop, either DICAMBAZINE™, Clarity®, Dicamba DMA Salt or Banvel® can be used as a postemergence application – follow each label's directions; do not exceed the maximum yearly use rate.
- If applied after June 10, rotation with crops other than corn or sorghum the following spring, may result in crop injury.
- In the High Plains and inter-mountain areas of the West, where rainfall is sparse and erratic or where irrigation is required, use only when corn or sorghum is to follow corn or sorghum or when a crop of untreated corn or sorghum is to precede other rotational crops.
- For soils containing a calcareous surface layer, such as those found in eastern parts of the Dakotas, KS, western MN, and NE, injury may occur to soybeans or small grains planted the year following application.
- Small grains may be planted 10 months following treatment. Do not plant sugarbeets, tobacco, vegetables (including dry beans), or small-seeded legumes and grasses in the spring of the year following application, or injury may occur.

CROP-SPECIFIC INFORMATION

FIELD, SEED*, POPCORN* AND SILAGE CORN

Observe all previously noted PRECAUTIONS, MIXING AND APPLICATION instructions as well as the following:

Pre-Harvest Interval (PHI) for field corn forage use is 60 days.

*Do not apply DICAMBAZINE™ to seed corn or popcorn without first verifying with your local seed corn company (supplier) the selectivity of DICAMBAZINE™ on your inbred line or variety of popcorn. This precaution will help avoid potential injury of sensitive varieties.

DICAMBAZINE™ is not registered for use on sweet corn.

Direct contact of DICAMBAZINE™ with corn seed must be avoided in preplant or preemergence applications. If corn seeds are less than 1 ½ inches below the soil surface, delay application until corn has emerged.

Corn growing under stress conditions such as low temperatures, drought, poor fertility, excessive moisture, or foliar damage due to hail, wind or insects, can exhibit various injury symptoms that may be more pronounced if herbicides are applied.

Avoid using crop oil concentrates after crop emergence as crop injury may result. Use crop oil concentrates only in dry conditions when corn is less than 5" tall and when applying DICAMBAZINE™ alone or tank mixed with atrazine.

Corn may be harvested or grazed for feed once the crop has reached the ensilage (milk stage) or later in maturity.

A maximum of two applications of DICAMBAZINE™ may be made per season. Do not exceed 5 ¼ pints per acre per year (a total of 0.75 pounds dicamba and 1.37 pounds atrazine).

WEEDS CONTROLLED

DICAMBAZINE™ will control many annual broadleaf weeds or give growth suppression of many perennial broadleaf weeds commonly found in corn (Refer to the General Weed List section of this label).

RATES AND TIMINGS

FOR ALL SOIL APPLICATIONS PRIOR TO CROP EMERGENCE ON HIGHLY ERODIBLE SOILS (as defined by the Natural Resource Conservation Service)

If conservation tillage is practiced, leaving at least 30% of the soil covered with plant residues at planting, the maximum rate is 1.37 pounds of atrazine a.i./A from use of Dicambazine.

If the soil coverage with plant residue is less than 30% at planting, a maximum of 1.37 pounds of atrazine a.i./A can be applied from use of Dicambazine.

ON SOILS NOT HIGHLY ERODIBLE

The maximum rate which can be applied is 1.37 pounds of atrazine a.i./A from use of Dicambazine

FOR POSTEMERGENCE APPLICATION

Postemergence applications to corn must be made before crop reaches 12 inches in height.

If no atrazine was applied prior to corn emergence, the maximum rate is 1.37 lbs of atrazine a.i./A from use of Dicambazine. If a postemergence treatment is required following an earlier herbicide application, the total atrazine applied may not exceed 1.37 lbs of atrazine a.i./A per calendar year.

Read and follow the label of each of the above products for precautionary statements, directions for use and other restrictions.

PREPLANT AND PREEMERGENCE IN NO TILLAGE CORN

Applications of DICAMBAZINE™ may be made before, during, or after planting for control of emerged and actively growing broadleaf weeds. Apply DICAMBAZINE™ at the use rate of 3 ½ pints per acre on medium or fine textured soils containing 2.5% or greater organic matter. Use 2 pints per acre on coarse soils (sand, loamy sand, and sandy loam) or medium and fine textured soils with less than 2.5% organic

matter. Avoid using DICAMBAZINE™ in well-drained loamy sand to sand soils, particularly in areas having high groundwater tables.

When planting into a legume sod (e.g., alfalfa or clover), apply DICAMBAZINE™ after 4 to 6 inches of regrowth has occurred.

PREEMERGENCE IN CONVENTIONAL OR REDUCED TILLAGE CORN

DICAMBAZINE™ may be applied after planting and prior to corn emergence. Application of 3 ½ pints per treated acre may be made to medium or fine textured soils which contain 2.5% or greater organic matter. Do not apply to coarse textured soils (sand, loamy sand, or sandy loam) or any soil with less than 2.5% organic matter until after corn emergence (see Early Postemergence uses below).

Preemergence application of DICAMBAZINE™ does not require mechanical incorporation to become active. A shallow mechanical incorporation is recommended if application is not followed by adequate rainfall or sprinkler irrigation. Avoid tillage equipment (e.g., drags, harrows) which concentrate treated soil over seed furrow, as seed damage could result.

EARLY POSTEMERGENCE (ALL TILLAGE SYSTEMS)

DICAMBAZINE™ at 3 ½ pints per treated acre may be applied during the period from corn emergence through the 5 leaf stage or 8 inches tall, whichever occurs first. Reduce the rate to 2 pints per treated acre for corn grown on coarse textured soils (sand, loamy sand, or sandy loam).

POSTEMERGENCE APPLICATION (ALL TILLAGE SYSTEMS)

Postemergence applications to corn must be made before crop reaches 12 inches in height.

Apply 2 pints of DICAMBAZINE™ per acre on all soils when corn is 8-12" tall. For best performance, apply DICAMBAZINE™ when weeds are less than 3" tall. Apply DICAMBAZINE™ with directed spray when corn leaves prevent proper spray coverage of the target weeds.

CORN TANK MIX TREATMENTS OR SEQUENTIAL USES

When using tank mix or sequential applications with DICAMBAZINE™, always follow the companion product label to determine specific use rates by soil types, weed species, and weed or crop growth stage. In addition, follow precautions and restrictions including state and local use restrictions that may apply to specific products.

Apply DICAMBAZINE™ prior to, in tank mix with, or after one or more of the following herbicides:

- | | |
|--|---|
| Accent ^{®1} | Harness [®] Xtra * |
| Atrazine* | Hornet™ ¹ |
| Axiom [®] | Laddok [®] S-12 * |
| Albaugh Dicamba DMA Salt or Banvel ^{®1} | Lasso [®] |
| Beacon ^{®1} | Liberty ^{®3} |
| Bicep II Magnum ^{® *} | Lightning ^{®3} |
| Bullet ^{® *} | Dicambazine™ ^{1 *} |
| Clarity ^{®1} | Outlook [®] |
| Degree™ | Permit ^{®1} |
| Degree Xtra™ | Princep [®] |
| DoublePlay ^{®2} | Prowl [®] |
| Dual Magnum [®] | Python™ |
| Dual II Magnum [®] | Gly Star™ Plus or Roundup Ultra ^{®4} |
| Eradicane ^{®2} | Roundup Ultra [®] RT |

Exceed^{®1}
Field Master^{™ *}
Frontier[®]
FullTime^{™ *}
Gramoxone[®] Extra
Guardzman[®]
Harness[®]

Spirit^{™1}
Stinger^{™1}
Surpass[™]
Sutan^{® +2}
TopNotch[™]
Touchdown[®]
Tough[®]
2,4-D⁵

*When tank-mixing or sequentially applying atrazine or products containing atrazine or corn and sorghum, do not exceed an application rate of 2.0 pounds active ingredient per acre for any single application, and the total pounds of atrazine applied (lb. a.i. per acre) must not exceed 2.5 pounds active ingredient per acre per year.

¹See SPECIFIC GUIDELINES FOR TANK MIXES OR SEQUENTIAL USE PROGRAMS section of this label for additional information that apply to tank mix or sequential use programs with these products.

²Sequential use only.

³Use only on Liberty Link[®] (glufosinate tolerant) corn hybrids.

⁴Includes postemergence use on Roundup Ready[®] (glyphosate tolerant) corn hybrids.

⁵When using as a tank mixture, application must be made prior to corn emergence.

⁶Use only Clearfield[®] (imidazolinone tolerant) corn hybrids.

SPECIFIC GUIDELINES FOR TANK MIXES OR SEQUENTIAL USE PROGRAMS

Accent[®] or Beacon[®]

When tank mixing, applications immediately following extreme day or night temperature fluctuations or applications when daytime temperatures do not exceed 50° F may result in decreased weed control or crop injury. Delay application until the temperatures warm and both weeds and crop resume normal growth

DICAMBAZINE[™], Clarity[®], Albaugh Dicamba DMA Salt or Banvel[®]

When tank mixing with these products, do not exceed a total combined rate of 0.50 pounds of dicamba acid equivalent per acre (0.25 pound on coarse-textured soils or on any soil when corn is greater than 8" tall). Sequential applications of these products must be separated by a minimum of 2 weeks (unless the combined rate is less than 0.5 pounds of dicamba acid equivalent and corn is 8" tall or less) and must not exceed a combined total of 0.75 pounds dicamba acid equivalent per acre for in-crop use.

Exceed[®], Spirit[™], Stinger[™], Hornet[™], or Permit[®]

For improved control of velvetleaf, tank mix 0.25-0.5 ounce of Exceed[®], 0.5 ounce of Spirit[™], or 0.17-0.33 ounce Permit[®] per acre with DICAMBAZINE[™]. For improved control of Canada thistle, Stinger[®] at 1.5-3 fluid ounces per acre or Hornet[®] at 0.6-1.2 ounces per acre may be tank mixed with DICAMBAZINE[™]. Use the higher rate in the range for heavier infestations of these weeds.

GRAIN SORGHUM

DICAMBAZINE[™] may be applied preplant or postemergence in sorghum to control many annual broadleaf weeds and to reduce competition from established perennial broadleaf weeds as well as control their seedlings.

- Do not apply to furrow planted sorghum until level (plowed in).
- Do not apply DICAMBAZINE[™] to sorghum grown for seed production.
- Do not graze or feed forage from treated areas for 21 days or more following application.
- Do not graze livestock in treated areas for 21 days or more following application.

Pre-Harvest Interval (PHI) after preemergent use is 60 days.

Pre-Harvest Interval (PHI) after postemergent use is 45 days.

Do not harvest for ensilage or hay for 60 or more days following preemergent applications and 45 days following postemergent applications.

Do not add crop oil if application is made after sorghum emergence. Do not add surfactant unless possible crop injury is acceptable.

The maximum amount of atrazine that can be applied per calendar year is 2.5 pounds a.i./acre.

WEEDS CONTROLLED

Consult the GENERAL WEED LIST for a complete list of weeds controlled.

RATES AND TIMINGS

FOR ALL SOIL APPLICATIONS PRIOR TO CROP EMERGENCE ON HIGHLY ERODIBLE SOILS (AS DEFINED BY Natural Resource Conservation Service)

If conservation tillage is practiced, leaving at least 30% of the soil covered with plant residues at planting, the maximum rate is 2 pounds a.i./A of atrazine.

If the soil coverage with plant residues is less than 30% at planting, a maximum of 1.6 pounds a.i./A of atrazine can be applied.

ON SOILS NOT HIGHLY ERODIBLE

The maximum rate which can be applied is 2 pounds a.i./A of atrazine.

PREPLANT APPLICATION

Up to 2 pints of DICAMBAZINE™ may be used and must be applied at least 15 days before sorghum planting.

POSTEMERGENCE APPLICATION

Postemergence applications to sorghum must be made before crop reaches 12 inches in height.

DICAMBAZINE™ application in grain sorghum (milo) should be made between the 2 to 5 leaf stage (about 2 to 8 inches tall) of the sorghum. For best performance apply when sorghum is in the 2-3 leaf stage. Applications of DICAMBAZINE™ to sorghum during periods of rapid growth may result in temporary leaning of plants or rolling of leaves. These effects are usually outgrown within 10 to 14 days. On coarse soils, injury to sorghum may occur if heavy rain immediately follows application.

Use 1 ½ pints DICAMBAZINE™ for control of redroot pigweed that are less than 3 inches tall and are actively growing. Use 2 pints of DICAMBAZINE™ for control of all other listed broadleaf weeds.

SPLIT APPLICATIONS

DICAMBAZINE™ may be applied in split applications: preplant followed by postemergence applications. Do not exceed a total of 3.5 pints of DICAMBAZINE™ per acre per season.

SORGHUM TANK MIXES OR SEQUENTIAL USES

When using tank mix or sequential applications with DICAMBAZINE™, always follow the companion product label to determine specific use rates by soil types, weed species, and weed or crop growth stage. In addition, follow precautions and restrictions including state and local use restrictions that may apply to specific products.

Apply DICAMBAZINE™ prior to, in tank mix with, or after one or more of the following herbicides:

- | | |
|--------------------------------|----------------------------------|
| Atrazine * | Guardsman® * |
| Basagran® | Laddok® S-12 * |
| Bicep II Magnum® * | Landmaster® BW |
| BROX™ 2EC Herbicide or Bucrit® | Lasso® |
| Cyclone® | Outlook® |
| Dual Magnum® | Paramount® |
| Dual II Magnum® | Peak® |
| Fallow Star™ or Fallow Master® | Permit® |
| Frontier® | Ramrod® |
| Gramoxone® Extra | Gly Star™ Plus or Roundup Ultra® |

*When tank-mixing or sequentially applying atrazine or products containing atrazine or corn and sorghum, do not exceed an application rate of 2.0 pounds active ingredient per acre for any single application, and the total pounds of atrazine applied (lb. a.i. per acre) must not exceed 2.5 pounds active ingredient per acre per year.

FALLOW SYSTEMS

DICAMBAZINE™ may be applied from summer to fall after wheat harvest to fallow ground in wheat/fallow/wheat or wheat/corn or sorghum/fallow (Eco-Fallow) rotations.

For soils in ND and SD with a pH of 7.5 or greater: the maximum application rate is 1.5 pounds atrazine a.i./acre. Do not apply more than one application per cycle.

For soils in ND and SD with a pH less than 7.5: the maximum application rate is 2.0 pounds atrazine a.i./acre. Do not apply more than one application per cycle.

For all other application sites: Do not apply more than 2.25 pounds active ingredient per acre for any application. Do not apply more than one application per cycle.

Do not graze or feed forage from treated areas to livestock.

Do not plant any crop other than those listed on this label within 18 months following treatment.

For Eco-Fallow system, plant corn or sorghum in spring after treatment with minimum soil disturbance.

Use a surface planter or a planter leaving a shallow furrow. If weeds are present at planting, remove them with a sweep plow or other suitable implement before planting.

WEEDS CONTROLLED

DICAMBAZINE™, when applied at recommended rates and timings for fallow applications, will control many annual broadleaf weeds and will give growth suppression of many perennial broadleaf weeds as well as control their seedlings. Refer to the GENERAL WEED LIST in the GENERAL INFORMATION section of this label for a complete list of weeds controlled.

ROTATIONAL CROP PRECAUTIONS

The application rates and timings in this label pertain only to a cropping system of wheat/fallow/wheat (Post-Harvest Fallow) or wheat/corn or sorghum/fallow (Eco-Fallow). If any other crop is to be substituted for wheat, corn, sorghum or the fallow period, refer to the CROP ROTATION RESTRICTIONS section of this label.

To avoid injury to crops planted after application(s) of DICAMBAZINE™, specific restrictions for Post-Harvest Fallow or Eco-Fallow application(s) are:

1. Use only on silt loam or finer-textured soils.
2. Do not treat erodible hillsides, caliche, and rocky outcroppings, or exposed calcareous subsoil.
3. Do not treat soils of the Rosebud and Canyon series in Western NE and adjoining counties in CO and WY.
4. Do not treat soils with calcareous surface layers.
5. Avoid overlapping spray swaths during treatment application.

WHEAT/FALLOW/WHEAT

DICAMBAZINE™ may be used for wheat/fallow/wheat systems in: CO, KS, NE, OK, SD, TX, and WY.

RATES AND TIMINGS

For preemergence or postemergence control or suppression of the weed species listed in this label, apply DICAMBAZINE™ at 2 to 3 ½ pints per treated acre as a broadcast treatment. For best performance, make application soon after wheat harvest, prior to or soon after weed emergence. A split application of DICAMBAZINE™ may be used, but only in the summer to fall after wheat harvest and may not exceed the maximum labeled rate of 3 ½ pints per treated acre.

WHEAT/CORN OR SORGHUM/FALLOW (ECO-FALLOW)

DICAMBAZINE™ may be used for wheat/corn or sorghum/fallow (Eco-Fallow) systems in: CO, KS, NE, OK, and TX.

RATES AND TIMINGS

PREEMERGENCE AND POSTEMERGENCE

For control of annual broadleaf or grass weeds following wheat and into the following corn or sorghum crop (when grown under minimum tillage), apply 2 to 8.5 pints/A of DICAMBAZINE™ after wheat harvest. For best performance, make application within 10 days following wheat harvest. Use the higher rates in the rate range for added grass control and longer residual weed control. A split application of DICAMBAZINE™ may be used only in summer to fall after wheat harvest and may not exceed the maximum labeled rate of 8.5 pints/A (2.25 pounds atrazine/A).

FALLOW SYSTEMS TANK MIXES OR SEQUENTIAL USES

When using tank mix or sequential applications with DICAMBAZINE™, always follow the companion product label to determine specific use rates by soil types, weed species, and weed or crop growth stage. In addition, follow precautions and restrictions including state and local use restrictions that may apply to specific products.

Apply DICAMBAZINE™ prior to, in tank mix with, or after one or more of the following herbicides:

Ally®
Atrazine *

Express®
Fallow Star™ or Fallow Master®

Albaugh Dicamba DMA Salt or Banvel[®]
BROX[™] 2EC Herbicide or Buctril[®]
Clarity[®]
Command[®]
Curtail[®]
Cyclone[®]

Glean[®]
Gramoxone Extra[®]
Landmaster[®] BW
Paramount[®]
Gly Star[™] Plus or Roundup Ultra[®]
Roundup Ultra[®] RT
2,4-D

*When tank-mixing or sequentially applying atrazine or products containing atrazine or corn and sorghum, do not exceed an application rate of 2.0 pounds active ingredient per acre for any single application, and the total pounds of atrazine applied (lb. a.i. per acre) must not exceed 2.5 pounds active ingredient per acre per year.

CONDITIONS OF SALE AND WARRANTY

The DIRECTIONS FOR USE of this product reflect the opinion of experts based on field use and tests. The directions are believed to be reliable and should be followed carefully. However, it is impossible to eliminate all risks inherently associated with use of this product. Crop injury, ineffectiveness, or other unintended consequences may result because of such factors as weather conditions, presence of other materials, or the manner of use or application, all of which are beyond the control of ALBAUGH, INC., its Supplemental Distributors, or the Seller. All such risks shall be assumed by the Buyer.

ALBAUGH, INC., its Supplemental Distributors and the Seller warrant that this product conforms to the chemical description on the label and is reasonably fit for the purposes referred to in the Directions for Use subject to the inherent risks referred to above. NEITHER ALBAUGH, INC. NOR ITS SUPPLEMENTAL DISTRIBUTORS MAKE ANY OTHER EXPRESS OR IMPLIED WARRANTY OF FITNESS FOR ANY PARTICULAR PURPOSE OR OF MERCHANTABILITY OR ANY OTHER EXPRESS OR IMPLIED WARRANTY. THIS WARRANTY DOES NOT EXTEND TO, AND THE BUYER SHALL BE SOLELY RESPONSIBLE FOR, ANY AND ALL LOSS OR DAMAGE WHICH RESULTS FROM THE USE OF THIS PRODUCT IN ANY MANNER WHICH IS INCONSISTENT WITH THE LABEL DIRECTIONS.

TO THE FULLEST EXTENT ALLOWED BY LAW BUYER'S EXCLUSIVE REMEDY AND THE EXCLUSIVE LIABILITY OF ALBAUGH, INC., ITS SUPPLEMENTAL DISTRIBUTORS AND THE SELLER FOR ANY AND ALL CLAIMS, LOSSES, DAMAGES, OR INJURIES RESULTING FROM THE USE OR HANDLING OF THIS PRODUCT, WHETHER OR NOT BASED IN CONTRACT, NEGLIGENCE, STRICT LIABILITY IN TORT OR OTHERWISE, SHALL BE LIMITED, AT THE MANUFACTURER'S OPTION, TO REPLACEMENT OF OR THE REPAYMENT OF THE PURCHASE PRICE FOR THE QUANTITY OF PRODUCT WITH RESPECT TO WHICH DAMAGES ARE CLAIMED. When Buyer suffers losses or damages resulting from the use or handling of this product (including claims based on contract, negligence, strict liability, or other legal theories), Buyer must promptly notify Seller in writing of any claims to be eligible to receive either remedy stated above. IN NO CASE SHALL ALBAUGH, INC., ITS SUPPLEMENTAL DISTRIBUTORS, OR THE SELLER BE LIABLE FOR CONSEQUENTIAL, SPECIAL OR INDIRECT DAMAGES RESULTING FROM THE USE OR HANDLING OF THIS PRODUCT. ALBAUGH, INC., its Supplemental Distributors, and the Seller offer this product, and the Buyer accepts it, subject to the foregoing Conditions of Sale and Warranty, which may be varied only by agreement in writing signed by a duly authorized representative of ALBAUGH, INC.

No employee or agent of ALBAUGH, INC., its Supplemental Distributor, or the Seller is authorized to vary or exceed the terms of this Warranty in any other manner.

BROX[™], Dicambazine[™], Fallow Star[™] and Gly Star[™] are trademarks of Albaugh, Inc. Banvel[®], Basagran[®], Clarity[®], Frontier[®], Guardsman[®], Laddok[®], Lightning[®], Outlook[®], Paramount[®] and Prowl[®] are registered trademarks of BASF Ag Products. Axiom[®], Buctrif[®] and Liberty[®] are registered trademarks of Bayer CropScience. Curtail[™], FulTime[™], Hornet[™], Python[™], Stinger[™], Surpass[™] and TopNotch[™] are trademarks of Dow AgroSciences LLC.

Accent[®], Ally[®], Asana[®], Express[®] and Glean[®] are registered trademarks of E.I. duPont de Nemours & Company, Inc.

Command[®], Furadan[®] and Pounce[®] are registered trademarks of FMC Corporation.

Bullet[®], Fallow Master[®], Harness[®], Landmaster[®], Lasso[®], Permit[®], Ramrod[®], and Roundup Ultra[®] are registered trademarks of the Monsanto Company.

Degree[™], Degree Xtra[™] and Field Master[™] are trademarks of the Monsanto Company.

Ambush[®], Beacon[®], Cyclone[®], DoublePlay[®], Eradicane[®], Exceed[®], Gramoxone[®], Magnum[®], Peak[®], Princep[®], Spirit[®], Sutan[®], Touchdown[®], Tough[®], and Warrior[®] are registered trademarks of Syngenta Crop Protection, Inc.