

42750-40

1-7-2008

1/42



UNITED STATES ENVIRONMENTAL PROTECTION AGENCY
WASHINGTON, D.C. 20460

OFFICE OF
PREVENTION, PESTICIDES AND
TOXIC SUBSTANCES

JAN 7 2008

Morris Gaskins
Registrations Manager
Albaugh, Inc.
1525 NE 36th Street
Ankeny, IA 50021

SUBJECT: Applications for Pesticide Notification – Requests for Containers/Containment Labeling under PR Notice 2007-4

Brox-M Advanced	EPA Reg. No. 42750-103
Dicamba DMA Salt	EPA Reg. No. 42750-40
Propazine 4L	EPA Reg. No. 42750-148
Clethodim 2E	EPA Reg. No. 42750-72
Clopyralid MEA AG	EPA Reg. No. 42750-89
Trifluralin 4EC	EPA Reg. No. 42750-32

Applications Dated November 20, 2007

Dear Mr. Gaskins:


The Agency is in receipt of your Applications for Pesticide Notification under Pesticide Registration Notice (PRN) 2007-4 for the above products. The Registration Division (RD) has conducted a review of these requests for their applicability under PRN 2007-4 and finds that the actions requested fall within the scope of PRN 2007-4. The labels that were submitted with the applications have been stamped "Notification" and will be placed in our records.

Please be reminded that 40 CFR part 156.140(a)(4) requires that a batch code, lot number, or other code to identify the batch of the pesticide distributed and sold be placed on nonrefillable containers. The code may appear either on the label (and can be added by non-notification, per PR Notice 98-10) or durably marked on the container itself.

2/42

If you have any questions, please call me directly at 703-305-6249 or Nicole Williams of my staff at 703-308-5551.

Sincerely,

A handwritten signature in cursive script that reads "Rachel C. Halloman".

for
Linda Arrington
Notifications & Minor Formulations Team Leader
Registration Division (7505P)
Office of Pesticide Programs

CORPORATE OFFICE

1525 NE 36th Street
 Ankeny, IA 50021
 515.964.9444 - Office
 800.247.8013 - Toll Free
 515.964.7813 - Facsimile

ALBAUGH, INC.

Valdosta Office 9/42
 P.O. Box 2127
 304 Janet Street, Suite H
 Valdosta, GA 31604
 229.244.3288 - Office
 229.244.5841 - Facsimile

FED-X

November 20, 2007

Document Processing Disk (NOTIF)
 Office of pesticide Programs (7504P)
 U.S. Environmental Protection Agency
 Room S-4900, One Potomac Yard
 2777 South Crystal Drive
 Arlington, VA 22202-4501

RE: Label notification for "Pesticide Management and Disposal; Standards for Pesticide Containers and Containment"

Dear Sirs,


The enclosed submissions are draft labels submitted in response to Pesticide Regulation Notice 2007-4 for the following Albaugh registrations:

PRODUCT	EPA REG. NO.
Brox-M Advanced	42750-103
Dicamba DMA Salt	42750-40
Propazine 4L	42750-148
Clethodim 2E	42750-72
Clopyralid MEA AG	42750-89
Trifluralin 4EC	42750-32

Changes are noted in strikethrough for deleted text and underline/bold for added text.

Please call if you have any questions.

Regards,



Morris Gaskins
 Registrations Manager
 Albaugh, Inc.



PREMIER SUPPLIER OF OFF-PATENT CROP PROTECTION PRODUCTS

www.albaughinc.com

4/42

Please read instructions on reverse before completing form.

Form Approved. OMB No. 2070-0080. Approval expires 2-28-95



United States
Environmental Protection Agency
Washington, DC 20460

Registration
 Amendment
 Other

OPP Identifier Number

Application for Pesticide - Section I

1. Company/Product Number 42750-40	2. EPA Product Manager J. Miller	3. Proposed Classification <input checked="" type="checkbox"/> None <input type="checkbox"/> Restricted
4. Company/Product (Name) Dicamba DMA Salt	PM# 23	
5. Name and Address of Applicant (Include ZIP Code) Albaugh Inc. P.O. Box 2127 Valdosta, GA 31604-2127 <input type="checkbox"/> Check if this is a new address	6. Expedited Review. In accordance with FIFRA Section 3(c)(3)(b)(i), my product is similar or identical in composition and labeling to: EPA Reg. No. NOTIFICATION Product Name JAN 07 2008	

Section - II

<input type="checkbox"/> Amendment - Explain below.	<input checked="" type="checkbox"/> Final printed labels in response to Agency letter dated _____
<input type="checkbox"/> Resubmission in response to Agency letter dated _____	<input type="checkbox"/> "Me Too" Application.
<input checked="" type="checkbox"/> Notification - Explain below.	<input type="checkbox"/> Other - Explain below.

Explanation: Use additional page(s) if necessary. (For section I and Section II.)

Notification of label change per PR Notice 2007-4. This notification is consistent with the guidance in PR Notice 2007-4 and the requirements of EPA's regulations at 40 CFR §§ 156.10, 156.140, 156.144, 156.146, and 156.156. No other changes have been made to the labeling or the Confidential Statement of Formula for this product. I understand that it is a violation of 18 U.S.C. Sec. 1001 to willfully make any false statement to EPA. I further understand that if the amended label is not consistent with the requirements of 40 CFR §§ 156.10, 156.140, 156.144, 156.146, and 156.156, this product may be in violation of FIFRA and I may be subject to enforcement action and penalties under sections 12 and 14 of FIFRA.

Section - III

1. Material This Product Will Be Packaged In:				2. Type of Container	
Child-Resistant Packaging <input type="checkbox"/> Yes <input checked="" type="checkbox"/> No	Unit Packaging <input type="checkbox"/> Yes <input checked="" type="checkbox"/> No	Water Soluble Packaging <input type="checkbox"/> Yes <input checked="" type="checkbox"/> No		<input type="checkbox"/> Metal	<input checked="" type="checkbox"/> Plastic
* Certification must be submitted		If "Yes" Unit Packaging wgt. No. per container	If "Yes" Package wgt. No. per container	<input type="checkbox"/> Glass	<input type="checkbox"/> Paper
				<input type="checkbox"/> Other (Specify) _____	
3. Location of Net Contents Information <input checked="" type="checkbox"/> Label <input type="checkbox"/> Container		4. Size(s) Retail Container 2.5, 30, 250 bulk		5. Location of Label Directions <input type="checkbox"/>	
6. Manner in Which Label is Affixed to Product <input checked="" type="checkbox"/> Lithograph <input type="checkbox"/> Paper glued <input type="checkbox"/> Stenciled			<input type="checkbox"/> Other _____		

Section - IV

1. Contact Point (Complete items directly below for identification of individual to be contacted, if necessary, to process this application.)		
Name Morris Gaskins	Title Registrations Manager	Telephone No. (Include Area Code) 228-244-3288
Certification I certify that the statements I have made on this form and all attachments thereto are true, accurate and complete. I acknowledge that any knowingly false or misleading statement may be punishable by fine or imprisonment or both under applicable law.		6. Date Application Received (Stamped)
2. Signature 	3. Title Registrations Manager	
4. Typed Name Morris Gaskins	5. Date November 20, 2007	

5/42

ALBAUGH

DICAMBA DMA SALT

For Weed Control in Corn, Sorghum, Small Grains, Pasture, Hay, Rangeland, General Farmstead (Non-Cropland), Fallow, Cotton, Sugarcane, Asparagus, Turf, and Grass Seed Crops

ACTIVE INGREDIENT:

Dimethylamine salt of dicamba*48.2%

OTHER INGREDIENTS:51.8%

TOTAL..... 100.0%

*This product contains 40.0% 3,6-dichloro-o-anisic acid (dicamba) or 4 pounds per gallon.

KEEP OUT OF REACH OF CHILDREN

WARNING-AVISO

Si usted no entiende la etiqueta, busque a alguien para que se la explique a usted en detalle. (If you do not understand the label, find someone to explain it to you in detail).

FIRST AID	
IF IN EYES:	<ul style="list-style-type: none"> • Hold eye open and rinse slowly and gently with water for 15-20 minutes. • Remove contact lenses, if present, after the first 5 minutes, then continue rinsing eye. • Call a poison control center or doctor for treatment advice.
IF SWALLOWED:	<ul style="list-style-type: none"> • Call a poison control center or doctor immediately for treatment advice. • Have person sip a glass of water if able to swallow. • Do not induce vomiting unless told to do so by the poison control center or doctor. • Do not give anything by mouth to an unconscious person.
HOT LINE NUMBER	
Have the product container or label with you when calling a poison control center or doctor, or going for treatment. You may also contact 1-800-424-9300 for emergency medical treatment information.	
NOTE TO PHYSICIAN	
Probable mucosal damage may contraindicate the use of gastric lavage.	


See inside booklet for additional PRECAUTIONARY STATEMENTS.

EPA Reg. No. 42750-40

EPA Est. No.

NET CONTENTS: _____ Gals.

MANUFACTURED BY:
Albaugh, Inc.
Ankeny, Iowa 50021



NOTIFICATION

JAN 07 2008

6/42

PRECAUTIONARY STATEMENTS

HAZARDS TO HUMANS AND DOMESTIC ANIMALS

WARNING

Causes substantial but temporary eye injury. Harmful if swallowed. Do not get in eyes or on clothing. Wear protective eyewear (goggles or face shield). Wash thoroughly with soap and water after handling. Remove contaminated clothing and wash clothing before reuse.

PERSONAL PROTECTIVE EQUIPMENT

Some materials that are chemical-resistant to this product are listed below. If you want more options, follow the instructions for Category A on an EPA chemical-resistance category selection chart.

Applicators and other handlers must wear:

- Long-sleeved shirt and long pants,
- Chemical-resistant gloves in Category A, such as butyl rubber \geq 14 mils, or natural rubber \geq 14 mils, or neoprene rubber \geq 14 mils or nitrile rubber \geq 14 mils,
- Shoes plus socks, and
- Protective eyewear.

Discard clothing and other absorbent materials that have been drenched or heavily contaminated with this product's concentrate. Do not reuse them. Follow manufacturer's instructions for cleaning/maintaining PPE. If no such instructions for washables, use detergent and hot water. Keep and wash PPE separately from other laundry.

ENGINEERING CONTROLS STATEMENT

When handlers use closed systems, enclosed cabs, or aircraft in a manner that meets the requirements listed in the Worker Protection Standard (WPS) for agricultural pesticides [40 CFR 170.240(d)(4-6)], the handler PPE requirements may be reduced or modified as specified in the WPS.

USER SAFETY RECOMMENDATIONS

Users should:

- Wash hands before eating, drinking, chewing gum, using tobacco or using the toilet.
- Remove clothing immediately if pesticide gets inside. Then wash thoroughly and put on clean clothing.
- Remove PPE immediately after handling this product. Wash the outside of gloves before removing. As soon as possible, wash thoroughly and change into clean clothing.

ENVIRONMENTAL HAZARDS

For terrestrial uses, do not apply directly to water, or to areas where surface water is present, or to intertidal areas below the mean high water mark. Do not contaminate water when cleaning equipment or disposing of equipment washwaters. Apply this product only as directed.

DIRECTIONS FOR USE

It is a violation of Federal law to use this product in a manner inconsistent with its labeling.

7/12

Do not apply this product in a way that will contact workers or other persons, either directly or through drift. Only protected handlers may be in the area during application. For any requirements specific to your State or Tribe, consult the agency responsible for pesticide regulation.

AGRICULTURAL USE REQUIREMENTS

Use this product only in accordance with its labeling and with the Worker Protection Standard, 40 CFR part 170. This Standard contains requirements for the protection of agricultural workers on farms, forests, nurseries, and greenhouses, and handlers of agricultural pesticides. It contains requirements for training, decontamination, notification, and emergency assistance. It also contains specific instructions and exceptions pertaining to the statements on this label about personal protective equipment (PPE) and restricted-entry interval. The requirements in this box only apply to uses of this product that are covered by the Worker Protection Standard.

Do not enter or allow worker entry into treated areas during the restricted-entry interval (REI) of 24 hours.

PPE required for early entry to treated areas that is permitted under the Worker Protection Standard and that involves contact with anything that has been treated, such as plants, soil, or water is:

1. Coveralls,
2. Chemical-resistant gloves in Category A, such as butyl rubber \geq 14 mils, or natural rubber \geq 14 mils, or neoprene rubber \geq 14 mils or nitrile rubber \geq 14 mils,
3. Shoes plus socks, and
4. Protective eyewear.

NON-AGRICULTURAL USE REQUIREMENTS

The requirements in this box apply to uses of this product that are NOT within the scope of the Worker Protection Standard for agricultural pesticides (40 CFR Part 170). The WPS applies when this product is used to produce agricultural plants on farms, forests, nurseries, or greenhouses.

Do not enter or allow others to enter the treated area until sprays have dried.

STORAGE AND DISPOSAL

PROHIBITIONS: Do not contaminate water, food, or feed by storage or disposal. Open dumping is prohibited. This product may not be mixed, loaded, or used within 50 feet of all wells including abandoned wells, drainage wells, and sinkholes.

PESTICIDE STORAGE: Store in original container in a well-ventilated area separately from fertilizer, feed and foodstuffs. Avoid cross-contamination with other pesticides. Spillage or leakage should be contained and absorbed with clay granules, sawdust, or equivalent material for disposal.

PESTICIDE DISPOSAL: Triple rinse pesticide from containers and use rinsates in the pesticide application. Wastes which cannot be used according to label instructions may be disposed of on site or at an approved waste disposal facility.

CONTAINER DISPOSAL:

METAL CONTAINERS: Triple-rinse (or equivalent), adding rinsate to spray tank. Then offer for recycling or reconditioning, or puncture and dispose of in a sanitary landfill, or by other procedures approved by state and local authorities.

~~PLASTIC CONTAINERS: Triple rinse (or equivalent), adding rinsate to spray tank. Then offer for recycling or reconditioning, or puncture and dispose of in a sanitary landfill, or incineration, or, if allowed by state and local authorities, by burning. If burned, stay out of smoke.~~

~~REFILLABLE CONTAINERS: If this container has been designated by the supplier as refillable, return empty container to the place of purchase.~~

Non-refillable containers (1, 2.5, 30 & 55 gallon): Do not reuse or refill this container. Offer for recycling, if available. Triple rinse or pressure rinse container (or equivalent) promptly after emptying.

(non-refillable <5 gallons): Triple rinse as follows: Empty the remaining contents into application equipment or a mix tank and drain for 10 seconds after the flow begins to drip. Fill the container 1/4 full with water and recap. Shake for 10 seconds. Pour rinsate into application equipment or a mix tank or store rinsate for later use or disposal. Drain for 10 seconds after the flow begins to drip. Repeat this procedure two more times.

(non refillable >5 gallons): Triple rinse as follows: Empty the remaining contents into application equipment or a mix tank. Fill the container 1/4 full with water. Replace and tighten closures. Tip container on its side and roll it back and forth, ensuring at least one complete revolution, for 30 seconds. Stand the container on its end and tip it back and forth several times. Empty the rinsate into application equipment or a mix tank or store rinsate for later use or disposal. Repeat this procedure two more times.

Pressure rinse as follows (all sizes): Empty the remaining contents into application equipment or a mix tank and continue to drain for 10 seconds after the flow begins to drip. Hold container upside down over application equipment or mix tank or collect rinsate for later use for disposal. Insert pressure rinsing nozzle inside of the container, and rinse at about 40 PSI for at least 30 seconds. Drain for 10 seconds after the flow begins to drip.

Refillable container (250 gallon & bulk): Refill this container with pesticide only. Do not reuse this container for any other purpose. Cleaning the container before final disposal is the responsibility of the person disposing of the container. Cleaning before refilling is the responsibility of the refiller.

To clean the container before final disposal, empty the remaining contents from the container into application equipment or mix tank. Fill the container about 10 percent full with water. Agitate vigorously or recirculate water with the pump for 2 minutes. Pour or pump rinsate into application equipment or rinsate collection system. Repeat this rinsing process two more times.

GENERAL INFORMATION

The following directions apply to all uses of DICAMBA DMA SALT. Additional precautions and restrictions will be found in each specific use section. Do not treat irrigation ditches or water used for crop irrigation or domestic uses. Do not apply this product through any type of irrigation system.

MIXING AND APPLICATION

Unless otherwise specified under the individual use headings of this label, the following directions apply to all crop and noncrop uses of DICAMBA DMA SALT. Refer to individual use sections for additional precautions, restrictions, application rates and timings.

9/42

DICAMBA DMA SALT is a water-soluble formulation that can be applied using water or sprayable fluid fertilizer as the carrier. If a fluid fertilizer is to be used, a compatibility test (see COMPATIBILITY TEST below) should be made prior to tank mixing.

Ground or aerial application equipment which will give good spray coverage of weed foliage should be used. However, do not use aerial application equipment if spray particles can be carried by wind into areas where sensitive crops or plants are growing or when temperature inversions exist.

Apply 3 to 50 gallons of diluted spray per treated acre when using ground application equipment, or 1 to 10 gallons of diluted spray per treated acre (2 to 20 gallons of diluted spray per acre for preharvest uses) in a water-based carrier when using aerial application equipment. Use the higher level of the listed spray volumes when treating dense or tall vegetation. Use coarse sprays.

Select nozzles designed to produce minimal amounts of fine spray particles. Spray with nozzles as close to the weeds as is practical for good weed coverage.

To avoid uneven spray coverage, DICAMBA DMA SALT should not be applied during periods of gusty wind or when wind is in excess of 15 mph.

Avoid disturbing (e.g., cultivating or mowing) treated areas for at least 7 days following application.

GROUND AND SURFACE WATERS PROTECTION

1) Point source contamination – To prevent point source contamination, do not mix or load this pesticide product within 50 feet of wells (including abandoned wells and drainage wells), sink holes, perennial or intermittent streams and rivers, and natural or impounded lakes and reservoirs. Do not apply pesticide product within 50 feet of wells. This setback does not apply to properly capped or plugged abandoned wells and does not apply to impervious pad or properly diked mixing/loading areas as described below. Mixing, loading, rinsing, or washing operations performed within 50 feet of a well are allowed only when conducted on an impervious pad constructed to withstand the weight of the heaviest load that may be on or move across the pad. The pad must be self-contained to prevent surface water flow over or from the pad. The pad capacity must be maintained at 110% that of the largest pesticide container or application equipment used on the pad and have sufficient capacity to contain all product spills, equipment or container leaks, equipment wash waters, and rainwater that may fall on the pad. The containment capacity does not apply to vehicles delivering pesticide shipments to the mixing/loading site. States may have in effect additional requirements regarding wellhead setbacks and operational containment. Care must be taken when using this product to prevent: a) back-siphoning into wells, b) spills or c) improper disposal of excess pesticide, spray mixtures or rinsates. Check valves or antisiphoning devices must be used on all mixing equipment.

2) Movement by surface runoff or through soil – Do not apply under conditions which favor runoff. Do not apply to impervious substrates such as paved or highly compacted surfaces in areas with high potential for ground water contamination. Ground water contamination may occur in areas where soils are permeable or coarse and ground water is near the surface. Do not apply to soils classified as sand with less than 3% organic matter and where ground water depth is shallow. To minimize the possibility of ground water contamination, carefully follow application rate recommendations as affected by soil type in the general information section of this label.

3) Movement by water erosion of treated soil – Do not apply or incorporate this product through any type of irrigation equipment nor by flood or furrow irrigation. Ensure treated areas have received at least one-half inch rainfall (or irrigation) before using tailwater for subsequent irrigation of other fields.

SENSITIVE CROP PRECAUTIONS

DICAMBA DMA SALT may cause injury to desirable trees and plants, particularly beans, cotton, flowers, fruit trees, grapes, ornamentals, peas, potatoes, soybeans, sunflowers, tobacco, tomatoes, and other broadleaf plants when contacting their roots, stems or foliage. These plants are most sensitive to DICAMBA DMA SALT during their development or growing stage. Follow the precautions listed below when using DICAMBA DMA SALT.

- Do not treat areas where either possible downward movement into the soil or surface washing may cause contact of DICAMBA DMA SALT with the roots of desirable plants such as trees and shrubs.
- Avoid making applications when spray particles may be carried by air currents to areas where sensitive plants are growing, or when temperature inversions exist. Do not spray near sensitive plants if wind is gusty or in excess of 5 mph and moving in the direction of adjacent sensitive plants. Leave an adequate buffer zone between area to be treated and sensitive plants. Coarse sprays are less likely to drift out of the target area than fine sprays.
- Use coarse sprays to avoid potential herbicide drift. Select nozzles which are designed to produce minimal amounts of fine spray particles. Examples of nozzles designed to produce coarse sprays via ground applications are Delavan Raindrops, Spraying Systems XR flat fans or large capacity flood nozzles such as D10, TK10, or greater capacity tips. Keep the spray pressure at or below 20 psi and the spray volume at or above 20 gpa, unless otherwise required by the manufacturer of drift-reducing nozzles. Consult with your spray nozzle supplier concerning the choice of drift-reducing nozzles.
- Agriculturally approved drift-reducing additives may be used.
- Do not apply DICAMBA DMA SALT adjacent to sensitive crops when the temperature on the day of application is expected to exceed 85°F as drift is more likely to occur.
- To avoid injury to desirable plants, equipment used to apply DICAMBA DMA SALT should be thoroughly cleaned (see PROCEDURE FOR CLEANING SPRAY EQUIPMENT) before reusing to apply any other chemicals.

All crop uses of DICAMBA DMA SALT are intended for a normal growing interval between planting and harvest. No crop rotation restrictions exist if normal harvest of treated crop has occurred. If this interval is shortened, such as in cover crops that will be plowed under, do not follow up with the planting of a sensitive crop.

Crops growing under stress conditions such as drought, poor fertility, or foliar damage due to hail, wind or insects, can exhibit various injury symptoms that may be more pronounced if herbicides are applied. Consult your local or state authorities for possible application restrictions and advice concerning these and other special local use situations. Tank mix recommendations are for use only in states where the tank mix product and application site are registered.

BAND TREATMENTS

DICAMBA DMA SALT may be applied as a band treatment. Use the formulas below to determine the appropriate rate and volume per treated acre.

<u>Band width in inches</u>	x	Broadcast rate per	=	Band rate per
Row width in inches		treated acre		treated acre
<u>Band width in inches</u>	x	Broadcast volume	=	Band volume per
Row width in inches		per treated acre		treated acre

11/42

COMPATIBILITY TEST

Before mixing in the spray tank, it is advisable to test compatibility by mixing all components in a small container in proportionate quantities (see following table).

Amount of Herbicide to Add to One Pint of Spray Carrier
(Assuming Volume is 25 Gallons per Acre)

HERBICIDE FORMULATIONS	RATE PER ACRE	LEVEL TEASPOONS
Dry	1 lb.	1 1/2
Liquid	1 pt.	1/2

If herbicide(s) do not ball-up or form flakes, sludge, gels, oily films or layers, or other precipitates, then the tested spray mix is compatible. Usually, incompatibility in any of the above described forms will occur within 5 minutes after mixing.

If components are incompatible, the use of a compatibility agent is recommended. Rerun the above COMPATIBILITY TEST with a suitable compatibility agent (1/4 teaspoon is equivalent to 2 pints per 100 gallons of fluid fertilizer).

PROCEDURE FOR CLEANING SPRAY EQUIPMENT

The steps listed below are suggested for thorough cleaning of spray equipment following applications of DICAMBA DMA SALT or tank mixes of DICAMBA DMA SALT plus 2,4-D amine:

1. Hose down thoroughly the inside as well as outside surfaces of equipment while filling the spray tank half full of water. Flush by operating sprayer until the system is purged of the rinse water.
2. Fill tank with water while adding 1 quart of household ammonia for every 25 gallons of water. Operate the pump to circulate the ammonia solution through the sprayer for 15 to 20 minutes and discharge a small amount of the ammonia solution through the boom and nozzles. Let the solution stand for several hours, preferably overnight.
3. Flush the solution out of the spray tank through the boom.
4. Remove the nozzles and screens and flush the system with two full tanks of water.
5. The steps listed below are suggested for thorough cleaning of spray equipment used to apply DICAMBA DMA SALT as a tank mix with wettable powders (WP), emulsifiable concentrates (EC), or other types of water-dispersible formulations. DICAMBA DMA SALT tank mixes with water-dispersible formulations require the use of a water/detergent rinse:
6. Complete step 1.
7. Fill tank with water while adding 2 lbs. of detergent for every 40 gallons of water. Operate the pump to circulate the detergent solution through the sprayer system for 5 to 10 minutes and discharge a small amount of the solution through the boom and nozzles. Let the solution stand for several hours, preferably overnight.
8. Flush the detergent solution out of the spray tank through the boom.
9. Repeat step 1, and follow with steps 2,3, and 4.

GENERAL WEED LIST

This is a general list of weeds which may be treated with DICAMBA DMA SALT in accordance with this label as recommended under the RATES AND TIMING sections of the individual use headings. Proper usage of this product will give control of growth suppression of any annual, biennial, and perennial broadleaf weeds, and many woody brush and vine species including:

6/42

ANNUALS

- Amaranth, Spiny (Spiny Pigweed)
- Aster, Slender
- Bedstraw

- Beggarweed, Florida
- Broomweed, Common
- Buckwheat, Wild
- Buffalobur
- Burclover, California
- Burcucumber
- Buttercup Roughseed
- Carpetweed
- Catchfly, Nightflowering
- Chamomile, Corn
- Chickweed, Common
- Clovers (Annual)
- Cockle, Corn
- Cockle, Cow
- Cocklebur, Common
- Croton, Tropic
- Croton, Woolly
- Daisy, English
- Evening Primrose, Cutleaf
- Fleabane, Annual
- Goosefoot, Nettleleaf
- Henbit
- Jimsonweed
- Knotweed
- Kochia
- Ladysthumb
- Lambsquarters, Common
- Lambsquarters (triazine resistant)
- Lettuce, Prickly
- Mallow, Common
- Mallow, Venice
- Mare's Tail (Horseweed)
- Mayweed
- Moringglory, Ivyleaf
- Moringglory, Tall
- Mustard, Tansy
- Mustard, Wild

- Mustard (Yellowtops)
- Nightshade, Black
- Pennycress, Field (Fanweed, Frenchweed, Stinkweed)
- Pepperweed, Virginia (Peppergrass)
- Pigweed, Prostrate
- Pigweed, Redroot (Carelessweed)
- Pigweed, Rough
- Pigweed, Smooth
- Pigweed (triazine resistant)
- Pigweed, Tumble
- Poorjoe
- Puncturevine
- Purslane, Common
- Pusley, Florida
- Radish, Wild
- Ragweed, Common
- Ragweed, Giant (Buffaloweed)
- Ragweed, Lance-Leaf
- Rubberweed, Bitter (Bitterweed)
- Sesbania, Hemp
- Shepherdspurse
- Sicklepod
- Sida, Prickly (Teaweed)
- Smartweed, Green
- Smartweed, Pennsylvania
- Sneezeweed, Bitter
- Sowthistle, Annual
- Sowthistle, Spiny
- Spikeweed, Common
- Spurge, Prostrate
- Spurry, Corn
- Starbur, Bristly
- Sumpweed, Rough
- Sunflower, Common (Wild)
- Sunflower, Volunteer
- Thistle, Russian
- Velvetleaf
- Waterhemp
- Waterprimrose, Winged
- Wormwood, Annual

BIENNIALS

- Burdock, Common
- Carrot, Wild (Queen Anne's Lace)
- Cockle, White
- Evening Primrose, Common
- Geranium, Carolina
- Gromwell
- Knapweed, Diffuse

- Plantain, Bracted
- Ragwort, Tansy
- Starthistle, Yellow
- Sweetclover
- Teasel
- Thistle, Bull
- Thistle, Milk

Knapweed, Spotted
Mallow, Dwarf

Thistle, Musk
Thistle, Plumeless

PERENNIALS

*Alfalfa
Artichoke, Jerusalem
Aster, Spiny
Aster, Whiteheath
Beadstraw, Smooth
Bindweed, Field
Bindweed, Hedge
Blueweed, Texas
*Bursage (Bur Ragweed, Lakeweed, Povertyweed)
Bursage, Woollyleaf (Lakeweed)
Buttercup, Tall
Campion, Bladder
Chickweed, Field
Chickweed (Mouseear, Canada)
Chicory
*Clover, Hop
*Dandelion, Common
*Dock, Broadleaf (Bitterdock)
*Dock, Curly
Dogbane, Hemp
*Dogfennel (Cypressweed)
Fern, Bracken
Garlic, Wild
Goldenrod, Canada
Goldenrod, Missouri
Goldenweed, Common
Hawkweed
Henbane, Black
Horsenettle, Carolina
Ironweed
Knapweed, Black
Knapweed, Russian

Milkweed, Climbing
Milkweed, Common
Milkweed, Honeyvine
Milkweed, Western Whorled
Nettle, Stinging
Nightshade, Silverleaf (White Horsenettle)
Onion, Wild
*Plantain, Broadleaf
Plantain, Buckhorn

Pokeweed
Ragweed, Western
Redvine
Sericia Lespedeza
Smartweed, Swamp
Snakeweed, Broom
*Sorrel, Red (Sheep Sorrel)
Sowthistle
Sowthistle, Perennial
Spurge, Leafy
Sundrop, Halfshrub (Evening Primrose)
Thistle, Canada
Toadflex, Dalmation
Tropical Soda Apple
Trumpetcreeper (Buckvine)
Vetch
Waterhemlock
Waterprimrose, Creeping
*Woodsorrel, Creeping Common Yellow
Wormwood, Common
Wormwood, Louisiana
*Yankeeweed
Yarrow, Common

*Noted perennials may be controlled using DICAMBA DMA SALT at rates lower than those recommended for other listed perennial weeds. (See APPLICATION RATES AND TIMING section in this label.)

WOODY

Alder
Ash
Aspen
Basswood
Beech
Birch
*Blackberry
*Blackgum

Locust, Black
Maple
Mesquite
Oak
Oak, Poison
Olive, Russian
Persimmon, Eastern
Pine

- *Cedar
- Cherry
- Chinquapin
- Cottonwood
- *Creosotebush
- Cucumbertree
- *Dewberry
- *Dogwood
- Elm
- Grape
- *Hawthorn, (Thornapple)
- Hemlock
- Hickory
- Honeylocust
- Honeysuckle
- Hornbeam
- Huckleberry
- Huisache
- Ivy, Poison
- Kudzu
- *Growth Suppression
- *Plum Sand (Wild Plum)
- Poplar
- Rabbitbrush
- *Redcedar, Eastern
- *Rose, McCartney
- *Rose, Multiflora
- Sagebrush, Fringe
- Sassafras
- Serviceberry
- Spicebush
- Spruce
- Sumac
- *Sweetgum
- Sycamore
- Tarbrush
- Willow
- Witchhazel
- *Yaupon
- *Yucca

FIELD, SEED*, POPCORN* AND SILAGE CORN

*Do not apply DICAMBA DMA SALT to seed corn or popcorn without first verifying with your local seed corn company (supplier) the DICAMBA DMA SALT selectivity on your inbred line or variety of popcorn. This precaution will help avoid potential injury of sensitive varieties.

Observe all precautions, mixing and application instructions.

DICAMBA DMA SALT is not registered for use on sweet corn.

Direct contact of DICAMBA DMA SALT with corn seed must be avoided. If corn seeds are less than 1 1/2 inches below the surface, delay application until corn has emerged.

Up to 2 applications of DICAMBA DMA SALT may be made during a growing season. Do not exceed a total of 1 1/2 pints of DICAMBA DMA SALT per treated acre per crop year. Allow two weeks or more between applications. See appropriate section for rate information. For combination options or sequential treatments, refer to appropriate section.

Applications of DICAMBA DMA SALT to corn during periods of rapid growth may result in temporary leaning. Corn will usually become erect within 3 to 7 days. Cultivation should be delayed until after corn is growing normally to avoid breakage.

Agriculturally approved surfactants or sprayable fertilizers (1/2 to 1 gallon per acre of 28%, 30% or 32% urea ammonium nitrate or 2.5 pounds per acre spray grade ammonium sulfate¹) may be added to the spray mixture to improve postemergence weed control, particularly in dry growing conditions.

¹Not for use in California.

Do not use adjuvants containing penetrants such as petroleum-based oils after crop emergence or crop injury may result.

Corn may be harvested or grazed for feed once the crop has reached the ensilage (milk) stage or later in maturity.

Several synthetic pyrethroid insecticides are labeled for tank mix applications of DICAMBA DMA SALT. Refer to their label for specific recommendations.

WEEDS CONTROLLED

DICAMBA DMA SALT will control many annual broadleaf weeds or give growth suppression of many perennial broadleaf weeds commonly found in corn. (Refer to the GENERAL WEED LIST.)

For best performance, make application when weeds have emerged and are actively growing.

Preemergence control of cocklebur, velvetleaf, and jimsonweed may be reduced if conditions such as low temperature or lack of soil moisture cause delayed or deep germination of weeds.

PREPLANT/PREEMERGENCE IN NO-TILLAGE CORN

Applications of DICAMBA DMA SALT may be made before, during, or after planting to emerged and actively growing broadleaf weeds. Apply DICAMBA DMA SALT at 1 pint per treated acre on medium or fine textured soils containing 2% or greater organic matter. Use 1/2 pint per treated acre on coarse textured soils (sand, sandy loam, and loamy sand) or medium and fine textured soils with less than 2% organic matter.

When planting into a legume sod (e.g., alfalfa or clover), apply DICAMBA DMA SALT after 4 to 6 inches of regrowth has occurred.

PREEMERGENCE IN CONVENTIONAL OR REDUCED TILLAGE CORN

DICAMBA DMA SALT may be applied after planting and prior to corn emergence. Application at 1 pint per treated acre may be made to medium or fine textured soils which contain 2% or greater organic matter. DO NOT apply to coarse textured soils (sand, sandy loam, and loamy sand) until after crop emergence (see EARLY POSTEMERGENCE uses below).

Preemergence application of DICAMBA DMA SALT does not require mechanical incorporation to become active. A shallow mechanical incorporation is recommended if application is not followed by adequate rainfall or sprinkler irrigation. Avoid tillage equipment (e.g., drags, harrows) which concentrate treated soil over seed furrow.

EARLY POSTEMERGENCE (ALL TILLAGE SYSTEMS) (SPIKE THROUGH 8 INCH TALL CORN)

DICAMBA DMA SALT at 1 pint per treated acre may be applied during the period from corn emergence through the five-leaf stage or 8 inches tall, whichever comes first. Reduce the rate to 1/2 pint per treated acre if corn is growing on coarse textured soils (sand, sandy loam, and loamy sand). See LATE POSTEMERGENCE APPLICATIONS given below if the 6th true leaf is emerging from whorl or corn is greater than 8 inches tall.

LATE POSTEMERGENCE (ALL TILLAGE SYSTEMS)
(8 TO 36 INCH TALL CORN)

Application of DICAMBA DMA SALT at 1/2 pint per treated acre may be made from 8 to 36 inch tall corn or 15 days before tassel emergence, whichever comes first. For best performance, make applications when weeds are less than 3 inches tall.

Make directed spray application when (1) corn leaves prevent proper spray coverage; (2) sensitive crops are growing nearby; (3) tank mixing with 2,4-D.

DO NOT apply DICAMBA DMA SALT when soybeans are growing nearby if any of these conditions exist:

- corn is more than 24 inches tall
- soybeans are more than 10 inches tall
- soybeans have begun to bloom
-

OVERLAY (SEQUENTIAL) TREATMENTS

DICAMBA DMA SALT may be applied to ground previously treated with one or more of the following herbicides:

acetochlor (Surpass™, Harness® Plus)
alachlor (Lasso®, Lasso® MT, Partner®)
atrazine
Broadstrike™ + Dual®
Broadstrike™ Plus
Bullet®
butylate (Sutan® +)
Clarity®
dimethenamid (Frontier®)
EPTC (Eradicane®)

glyphosate (Gly Star™ Original, Roundup®)
Guardsman®
halosulfuron (Battalion®, Permit®)
Lariat®
Dicamba plus Atrazine (Dicambazine™)
metolachlor
paraquat (Gramoxone®)
pendimethalin (Prowl®)
propachlor (Ramrod®)
simazine (Princep®)

Apply DICAMBA DMA SALT at 1/2 pint per treated acre to ground previously treated with full rates of Clarity® or Dicamba plus Atrazine herbicides. Allow at least 2 weeks between applications. Read and follow label directions for each of the above products.

TANK MIX TREATMENTS FOR CORN

DICAMBA DMA SALT may be tank mixed with one or more of the following herbicides for control of grasses or additional broadleaf weeds. Read and follow the label of each tank mix product used for precautionary statements, directions for use, rates and timings, and other restrictions.

RATES AND TIMINGS

DICAMBA DMA SALT Plus	Preplant Preemergent (No Tillage Corn)	Preemergent (Conventional or Reduced Tillage Corn)	Early Postemergent (All Tillage Systems)	Late Postemergent (All Tillage Systems)	Additional Directions
ACCENT® (nicosulfuron)			1/2 - 1 oz. a.i./A	1/2-1 oz. a.i./A. To improve spray coverage of weeds and reduce risk of corn injury,	Application may be made to emerged weeds before corn is greater than 24 inches tall. Use non-ionic

DICAMBA DMA SALT Plus	Preplant Preemergent (No Tillage Corn)	Preemergent (Conventional or Reduced Tillage Corn)	Early Postemergent (All Tillage Systems)	Late Postemergent (All Tillage Systems)	Additional Directions
				use drop pipes to direct spray beneath corn leaves when corn is greater than 8 inches tall.	surfactant at 0.25% (v/v) with this tank mixture.
Atrazine	1 ¼ -2 lbs. a.i./A	1 ¼-2 lbs. a.i./A	1 ¼-2 lbs. a.i./A. Crop oil concentrate may be used with this mixture if corn is 5 inches or less in height.	1 ¼-2 lbs. a.i./A. Do not apply if corn is greater than 12 inches tall.	Application may be made before grasses are 1 ½ inches tall. Follow all state and federal restrictions pertaining to atrazine applications.
BEACON® (primisulfuron)			0.31-0.62 oz. a.i./A	0.31-0.62 oz. a.i./A. To improve spray coverage of weeds and reduce risk of corn injury, use drop pipes to direct spray beneath corn leaves when corn is greater than 8 inches tall.	Application may be made to emerged weeds when corn is 4 to 24 inches tall. Use non-ionic surfactant at 0.25% (v/v) with this tank mixture.
Metolachlor	1-2 lbs. a.i./A	1-2 lbs. a.i./A. Use only on fine or medium textured soils with 2.5% or greater organic matter.	1-2 lbs. a.i./A		Application may be made before grasses reach the 2-leaf stage and before corn is greater than 3 inches tall.
FRONTIER® (dimethenamid)	13-25 fl. oz. a.i./A	13-25 fl. oz./A. Use only on fine or medium textured soils with 2.5% or greater organic matter.	13-25 fl. oz. a.i./A		Application may be made up to 8-inch tall corn. This treatment must be combined with a herbicide that provides postemergence control of grass

DICAMBA DMA SALT Plus	Preplant Preemergent (No Tillage Corn)	Preemergent (Conventional or Reduced Tillage Corn)	Early Postemergent (All Tillage Systems)	Late Postemergent (All Tillage Systems)	Additional Directions
					weeds if they are greater than 1-inch tall at the time of application.
FRONTIER® 6.0 (dimethenamid)	16 to 32 fl. oz./A	16 to 32 fl. oz./A. Use only on fine or medium textured soils with 2.5% or greater organic matter.	16 to 32 fl. oz./A		Application may be made up to 8-inch tall corn. This treatment must be combined with a herbicide that provides postemergence control of grass weeds if they are greater than 1-inch tall at the time of application.
GRAMOXONE® (paraquat)	¼-1 lb. a.i./A	¼-1 lb. a.i./A			Application may be made to emerged weeds but prior to corn emergence.
HARNESS® PLUS or SURPASS™ (acetochlor)	1 ½-3 lbs. a.i./A	1 ½-3 lbs. a.i./A. Use only on fine or medium textured soils with 2.5% or greater organic matter.			Application should be made prior to corn emergence.
LASSO® (alachlor)	1 ½-4 lbs. a.i./A	1 ½-4 lbs. a.i./A. Use only on fine textured soils with greater than 2.5% organic matter.	1 ½-4 lbs. a.i./A		Application may be made before grasses reach the 2-leaf stage and before corn is greater than 3 inches tall. If microencapsulated forms of alachlor are used (Lasso® MT, Partner®), applications must be made prior to grass emergence.

DICAMBA DMA SALT Plus	Preplant Preemergent (No Tillage Corn)	Preemergent (Conventional or Reduced Tillage Corn)	Early Postemergent (All Tillage Systems)	Late Postemergent (All Tillage Systems)	Additional Directions
PRINCEP® (simazine)	2-3 lbs. a.i./A	2-3 lbs. a.i./A			Application may be made prior to corn or weed emergence.
PROWL® (pendimethalin)		¾-1 ½ lbs. a.i./A. Use only on fine or medium textured soils with 2.5% or greater organic matter.	¾-1 ½ lbs. a.i./A		Application may be made immediately after planting but prior to weed emergence. Corn should not be beyond the 2-leaf stage of growth.
GLY STAR™ ORIGINAL or ROUNDUP® (glyphosate)	1-3 lbs. a.i./A	1-3 lbs. a.i./A			Application may be made to emerged weeds but prior to corn emergence.
STINGER™ (clopypalid)			0.035-0.07 lbs. a.i./A	0.035-0.07 lbs. a.i./A	Application may be made any time after corn emergence through 24-inch tall corn. Use drop nozzles to direct spray after corn exceeds the 8-inch stage. Apply when the majority of the thistle plants have emerged and are at least 4 inches in height, but before bud stage. Use higher rates listed for stand reduction of larger thistle plants or heavier infestations.

DICAMBA DMA SALT Plus	Preplant Preemergent (No Tillage Corn)	Preemergent (Conventional or Reduced Tillage Corn)	Early Postemergent (All Tillage Systems)	Late Postemergent (All Tillage Systems)	Additional Directions
					Lower rates listed may provide seasonal thistle suppression only.
TOUGH® 3.75 EC (pyridate)			0.47 lb. a.i./A	0.47-0.94 lb. a.i./A	Applications may be made to emerged, actively growing weeds. Directed applications are recommended when corn is large enough to prevent proper spray coverage.
2,4-D	¼-1/2 lb. a.i./A	¼-1/2 lb. a.i./A	Not recommended	1/8 lb. a.i./A	Drop pipes are to be used when corn height is 8 inches or greater. Keeping the spray off the corn leaves and out of the whorl will reduce the likelihood of crop injury and improve spray coverage of weed foliage.

SORGHUM (MILO)

Observe all precautions, including the reference to crops growing under stress.

Read and follow MIXING AND APPLICATION instructions.

Applications of DICAMBA DMA SALT to sorghum during periods of rapid growth may result in temporary leaning of plants or rolling of leaves. These effects are usually outgrown within 10 to 14 days.

Do not graze or feed treated sorghum forage or silage prior to mature grain stage. If sorghum is grown for pasture or hay, refer to the PASTURE use section. Do not apply DICAMBA DMA SALT to sorghum grown for seed production.

21/42

Make no more than one application per growing season.

WEEDS CONTROLLED

DICAMBA DMA SALT, when applied at the recommended rate for sorghum, will control many actively growing annual broadleaf weeds and will reduce competition from established perennial broadleaf weeds as well as control their seedlings. (Refer to GENERAL WEED LIST.)

RATES AND TIMINGS

DICAMBA DMA SALT may be applied to emerged and actively growing weeds at least 15 days prior to planting. Postemergence application of DICAMBA DMA SALT must be made after sorghum is in the spike stage (all sorghum emerged) but before sorghum is 15 inches tall. For best performance, make applications when sorghum is in the 3 to 5 leaf stage and weeds are small (less than 3 inches tall). Use drop pipes (drop nozzles) if sorghum is taller than 8 inches. Keeping the spray off the sorghum leaves and out of the whorl will reduce the likelihood of crop injury and improve spray coverage of weed foliage.

BROADCAST RATE PER TREATED ACRE: ½ pint (1/4 lb. a.i.)
TANK MIX TREATMENTS

DICAMBA DMA PLUS ATRAZINE

For improved control of emerged, actively growing broadleaf weeds including triazine-resistant species and added suppression of perennial broadleaf weeds, tank mix ½ pint DICAMBA DMA SALT with 0.5 to 1.25 lbs. a.i. atrazine per treated acre. For control of grasses (less than 1.5 inches tall), tank mix ½ pint DICAMBA DMA SALT with 2 lbs. a.i. atrazine per treated acre. For best performance and minimal crop injury, make application when sorghum is 3-8 inches tall and when broadleaf weeds are small (less than 6 inches tall). Application of atrazine must be made before sorghum is beyond 12 inches tall. The atrazine rate will depend upon soil texture and length of residual weed control desired. Follow all State and Federal restrictions pertaining to atrazine applications.

DICAMBA DMA SALT PLUS BROX™ 2EC HERBICIDE or BUCTRIL®

For improved control of broadleaf weeds, tank mix ½ pint DICAMBA DMA SALT with 1-1 ½ pints BROX™ 2EC Herbicide or Buctril® per treated acre. Make application at 4-leaf to 15-inch tall sorghum. Use drop nozzles to direct spray beneath sorghum leaves when sorghum is greater than 8 inches tall.

Read and follow the label of each tank mix product used for precautionary statements, directions for use, application rates and timings and other restrictions.

OVERLAY (SEQUENTIAL) TREATMENTS

DICAMBA DMA SALT may be applied to ground previously treated with one or more of the following herbicides registered for use in sorghum:

Herbicide	Maximum Rate Per Treated Acre (lbs. a.i.)
alachlor (Lasso®) (Screen®-treated seed)	4
atrazine ¹	2.5
metolachlor () (Concep®-treated seed)	1.67
propachlor (Ramrod®)	5

¹Maximum use rate for atrazine is determined by soil type, tillage practices, surface residue, and state or local restrictions. Follow the more restrictive requirements when determining the maximum use rate for atrazine.

PREHARVEST USES
(FOR USE ONLY IN THE STATES OF TEXAS AND OKLAHOMA)

DICAMBA DMA SALT may be applied for weed suppression any time after the sorghum has reached the soft dough stage. An agriculturally approved surfactant may be used to improve performance. For aerial application use at least 2 gallons of water-based carrier per treated acre. Delay harvest until 30 days after treatment.

BROADCAST RATE PER TREATED ACRE: 1/2 pint (1/4 lb a.i.)
SMALL GRAINS (WHEAT, BARLEY AND OATS) NOT UNDERSEEDED TO LEGUMES

Observe all precautions. Read and follow cleaning, mixing and application instructions. If small grains are used for pasture or hay, the following restrictions apply:

- Animals cannot be removed from treated area for slaughter prior to 30 days after last application.
- There is no waiting period between treatment and grazing for non-lactating dairy animals.
- Treated areas may not be grazed by lactating dairy animals before 7 days after treatment.
- Do not harvest hay from treated areas before 37 days after treatment.

Note: Observe all precautions and restriction on the labels of products used in tank mix treatments.

WEEDS CONTROLLED

DICAMBA DMA SALT or combinations with listed tank mix partners will provide control or suppression of the annual broadleaf weeds listed below. For improved control of listed weeds, it is recommended that DICAMBA DMA SALT be applied in a tank mix with other herbicides. Refer to specific crop for tank mix options.

- | | |
|--|---|
| Alkanet ¹ | Mustard, Blue (Purple) ¹ |
| Bedstraw, Catchweed ¹ | Mustard, Tansy |
| Bindweed, Field ² | Mustard, Treacle ¹ |
| Buckwheat, Tartary | Mustard, Tumble (Jim Hill) ¹ |
| Buckwheat, Wild | Mustard, Wild ¹ |
| Carpetweed ¹ | Nightshade, Black |
| Chamomile, Corn | Nightshade, Cutleaf ¹ |
| Chervil, Bur ¹ | Nightshade, Silverleaf ² (White Horsenettle) |
| Chickweed, Common ¹ | Pennycress, Field (Fanweed, Frenchweed, Stinkweed) |
| Cockle, Corn | Pigweed, Redroot (Carelessweed) |
| Cockle, Cow | Pigweed, Rough |
| Cocklebur, Common | Pigweed, Tumble |
| Cornflower (Bachelorbutton) ¹ | Pineappleweed ¹ |
| Dandelion, Common ² | Plantain, Broadleaf ² |
| Dock, Curly ² | Poppy, Red Horned ¹ |
| Dragonhead, American ¹ | Puncturevine ¹ |
| Evening Primrose, Cutleaf ¹ | Purslane, Common ¹ |
| Falseflax, Smallseeded ¹ | Radish, Wild ¹ |
| Fiddleneck (Tarweed) ¹ | Ragweed, Common ¹ |
| Flixweed ¹ | Ragweed, Giant (Buffaloweed) ¹ |
| Fumitory ¹ | Rocket, London ¹ |

- | | |
|---|---|
| Gromwell, Corn ¹ | Rocket, Yellow ¹ |
| Groundsel, Common ¹ | Salsify (Goatsbeard) ¹ |
| Hempnettle ¹ | Shepherdspurse ¹ |
| Henbit | Smartweed, Green |
| Jacobs Ladder ¹ | Smartweed, Pennsylvania |
| Knawel (German Moss) | Sorrel, Red (Sheep Sorrel) ¹ |
| Knotweed, Prostrate | Sowthistle, Annual |
| Kochia | Starthistle, Yellow ¹ |
| Ladysthumb | Sunflower, Common (Wild) |
| Lambsquarters, Common | Thistle, Canada ² |
| Lettuce, Miners ¹ | Thistle, Russian |
| Lettuce, Prickly | Velvetleaf |
| Mallow, Common | Vetch ¹ |
| Mayweed, Chamomile (Dogfennel) ¹ | Yarrow, Common ² |
| Pepperweed, Peppergrass ¹ | |

¹These weeds will be controlled with DICAMBA DMA SALT tank mixtures. Refer to tank mix label for specific weeds controlled.

²DICAMBA DMA SALT tank mixes will provide suppression of established broadleaf weeds and control of their seedlings.

RATES AND TIMINGS

Application of DICAMBA DMA SALT may be made before, during or after planting of small grains. For best performance, make applications when weeds are in the 2-3 leaf stage and rosettes are less than 2 inches across. Application of DICAMBA DMA SALT to small grains during periods of rapid growth may result in crop leaning. This condition is temporary and will not reduce crop yields.

Use DICAMBA DMA SALT at 2 to 4 fluid ounces per treated acre in wheat, fall seeded barley, and oats, and at 2 to 3 fluid ounces per treated acre in spring seeded barley. Use the higher level of listed rate ranges when treating difficult to control weeds such as kochia, Russian thistle and prickly lettuce or dense vegetative growth.

DICAMBA DMA SALT used in a tank mix with other herbicides offers the best spectrum of weed control and herbicide tolerant or resistant weed management. Refer to specific crop for DICAMBA DMA SALT rate and application timing.

For applications prior to the emergence of weeds or when sulfonylurea-resistant weeds are present or suspected, use a minimum of 3 fluid ounces per treated acre of DICAMBA DMA SALT with a tank mix herbicide. Non-sulfonylurea herbicides, such as 2,4-D or MCPA tank mixed with DICAMBA DMA SALT will offer more consistent control of sulfonylurea resistant weeds.

When tank mixing with sulfonylurea herbicides, such as Ally[®], Amber[®], Express[®], Finesse[®], Glean[®] and Harmony[®] Extra, use an agriculturally approved surfactant of at least 80% active ingredient at the rate of 1-4 pints/100 gallons of spray or not more than 0.25-0.5% by volume. Use the highest rate of surfactant when using the lower rate ranges of the tank mix and/or when treating more mature and difficult to control weeds or dense vegetative growth.

FALL AND SPRING SEEDED WHEAT

DICAMBA DMA SALT must be applied to fall seeded wheat prior to the jointing stage. Applications to spring seeded wheat must be made before wheat reaches the 6-leaf stage.

24/42

TANK MIX TREATMENTS

DICAMBA DMA SALT may be tank mixed with one or more of the following herbicides. Read and follow the label of each tank mix product used for precautionary statements, directions for use, weeds controlled, and geographic and other restrictions.

BROADCAST RATE PER TREATED ACRE¹

Apply 2-4 fluid ounces DICAMBA DMA SALT with:

Product	Active Ingredient	Formulation	Amount of Product Per Acre
2,4-D amine or ester	2,4-D	4 lb./gal.	8-12 fl. oz. (0.25-0.375 lb. a.i./A) ²
MCPA amine or ester	MCPA	4 lb./gal.	8-12 fl. oz. (0.25-0.375 lb. a.i./A) ²
Ally [®]	metsulfuron-methyl	60% DF	1/10 oz.
Amber [®]	triasulfuron	75% DF	0.28 oz.
Express [®]	thifensulfuron + tribenuron-methyl	75% DF	1/6 oz.
Finesse [®]	chlorsulfuron + metsulfuron-methyl	75% DF	1/3 oz.
Glean [®]	chlorsulfuron	75% DF	1/6 oz.
Harmony [®] Extra	thifensulfuron + tribenuron-methyl	75% DF	1/3 oz.
BROX [™] 2EC Herbicide, Buctril [®]	bromoxynil ³	2 lb./gal.	1-1 1/2 pts.
BROX [™] -M Herbicide, Bronate [®]	bromoxynil + MCPA	4 lb./gal.	1-2 pts.
Curtail [™]	clopyralid + 2,4-D	2.38 lb./gal.	2-2 2/3 pts.
Stinger [™]	clopyralid	3 lb./gal.	1/4-1/3 pt.
Karmex ^{®4}	diuron ³	80% DF	1/2 - 1 1/2 lbs.
Sencor ^{®4}	metribuzin ³	75% DF	1-10 oz.
Dakota ^{®5}	fenoxaprop-ethyl + MCPA	3.1 lb./gal.	16 oz.
Tiller ^{®5}	fenoxaprop-ethyl + MCPA + 2,4-D	2.7 lb./gal.	1-1.7 pts.

¹Early developing wheat varieties such as TAM 107, MADISON, OR WAKEFIELD must receive application between early tillering and the jointing stage. Care should be taken in staging these varieties to be certain that the application occurs prior to the jointing stage.

²When using formulations other than 4 lb./gal., use pounds active/acre listed.

³Herbicides with the same active ingredient and/or different formulations may be used.

⁴Tank mixtures for fall seeded wheat only.

⁵Use 2 fluid ounces of DICAMBA DMA SALT only. Do not use if wild oats is the target weed. Do not use DICAMBA DMA SALT as a tank mix treatment with Dakota[®] or Tiller[®] on Durum wheat.

SPECIAL USE TANK MIXES FOR SPRING AND FALL SEEDED WHEAT
(SEE FOOTNOTES FOR APPLICABLE USES)

Apply 3-4¹ fluid ounces DICAMBA DMA SALT with:

PRODUCT ²	ACTIVE INGREDIENT	FORMULATION	AMOUNT OF PRODUCT PER ACRE
2,4-D or MCPA amine	2,4-D or MCPA	4.0 lb./gal.	1-2 pts. ³ (0.5-1.0 lb. a.i./A) ⁴
2,4-D or MCPA ester	2,4-D or MCPA	4.0 lb./gal.	1-1 1/2 pts. ³ (0.5-0.75 lb. a.i./A) ⁴
Ally [®]	metsulfuron-methyl	60% DF	1/20-1/10 oz.
Amber [®]	triasulfuron	75% DF	0.14-0.28 oz.
Express [®]	thifensulfuron + tribenuron-methyl	75% DF	1/12-1/6 oz.
Finesse [®]	chlorsulfuron + metsulfuron-methyl	75% DF	1/6-1/3 oz.
Glean [®]	chlorsulfuron	75% DF	1/6 oz.
Harmony [®] Extra	thifensulfuron + tribenuron-methyl	75% DF	1/6-1/3 oz.
Ally [®] + 2,4-D amine or ester ⁵	metsulfuron-methyl + 2,4-D	60% DF + 4 lb./gal.	1/20-1/10 oz. + 8 fl. oz.
Amber [®] + 2,4-D amine or ester ⁵	triasulfuron + 2,4-D	75% DF + 4 lb./gal.	0.14-0.28 oz. + 8 fl. oz.
Express [®] + 2,4-D amine or ester ⁵	(thifensulfuron + tribenuron-methyl) + 2,4-D	75% DF + 4 lb./gal.	1/12-1/6 oz. + 8 fl. oz.
Finesse [®] + 2,4-D amine or ester ⁵	(chlorsulfuron + metsulfuron-methyl) + 2,4-D	75% DF + 4 lb./gal.	1/6-1/3 oz. + 8 fl. oz.
Glean [®] + 2,4-D amine or ester ⁵	chlorsulfuron + 2,4-D	75% DF + 4 lb./gal.	1/6 oz. + 8 fl. oz.
Harmony [®] Extra + 2,4-D amine or ester ⁵	(thifensulfuron + tribenuron-methyl) + 2,4-D	75% DF + 4 lb./gal.	1/6-1/3 oz. + 8 fl. oz.
Roundup [®] RT ⁶	glyphosate	3.0 lb./gal.	12-16 fl. oz.

¹DICAMBA DMA SALT may be used at 6 fluid ounces on fall seeded wheat in western Oregon as a spring application only. In CO, KS, NM, OK and TX up to 8 fluid ounces of DICAMBA DMA SALT may be applied on fall seeded wheat after it exceeds the 3-leaf stage for suppression of perennial weeds, such as field bindweed. Applications may be made in fall following a frost but before a killing freeze. DICAMBA DMA SALT may be tank mixed with 2,4-D amine at 8 fluid ounces after wheat begins to tiller. Periods of extended stress, such as cold and wet weather, may enhance the possibility of crop injury. For fall applications only, do not use if the potential for crop injury is not acceptable.

²Do not use low rates of sulfonylurea herbicides, such as Ally[®], Amber[®], Express[®], Finesse[®], Glean[®], and Harmony[®] Extra, on more mature weeds and/or on dense vegetative growth.

³NOTE: For use on Fall Seeded Wheat Only. Do not use unless potential crop injury will be acceptable.

⁴When using formulations other than 4 lb./gal., use pounds active/acre listed.

⁵Use for improved control of Russian thistle, flixweed, gromwell, mayweed and fiddleneck.

⁶DICAMBA DMA SALT may be applied at 2 fluid ounces with Roundup[®] RT or any glyphosate formulation labeled for use as a preplant application to small grains with no waiting period prior to planting. Read and follow label directions of the tank mix product for adjuvant use recommendations.

FALL SEEDED BARLEY

DICAMBA DMA SALT must be applied to fall seeded barley prior to the jointing stage.

NOTE: For spring seeded barley varieties that are seeded during the winter months or later, follow the rates and timings given for spring seeded barley.

TANK MIX TREATMENTS

DICAMBA DMA SALT may be tank mixed with one or more of the following herbicides. Read and follow the label of each tank mix product used for precautionary statements, directions for use, weeds controlled, geographic and other restrictions.

BROADCAST RATE PER TREATED ACRE

Apply 2-4 fluid ounces DICAMBA DMA SALT with:

Product ¹	Active Ingredient	Formulation	Amount of Product Per Acre
2,4-D amine or ester	2,4-D	4 lb./gal.	8 fl. oz. (0.25 lb. a.i./A) ²
MCPA amine or ester	MCPA	4 lb./gal.	8-12 fl. oz. (0.25-0.375 lb. a.i./A)
Ally [®]	metsulfuron-methyl	60% DF	1/20-1/10 oz.
Amber [®]	triasulfuron	75% DF	0.14-0.28 oz.
Express [®]	thifensulfuron + tribenuron-methyl	75% DF	1/12-1/6 oz.
Finesse [®]	chlorsulfuron + metsulfuron-methyl	75% DF	1/6-1/3 oz.
Glean [®]	chlorsulfuron	75% DF	1/6 oz.
Harmony [®] Extra	thifensulfuron + tribenuron-methyl	75% DF	1/6-1/3 oz.
Sencor [®]	metribuzin ³	75% DF	1-10 oz.
BROX [™] 2EC Herbicide, Buctril [®]	bromoxynil	2 lb./gal.	1-1 1/2 pts.
BROX [™] -M Herbicide, Bronate [®]	bromoxynil + MCPA	4 lb./gal.	3/4-1 1/2 pts.

¹Do not use low rates of sulfonyleureas (Ally[®], Amber[®], Express[®], Glean[®], and Harmony[®] Extra) on more mature weeds and/or on dense vegetative growth.

²When using formulations other than 4 lb./gal., use pounds active/acre listed.

³Herbicides with the same active ingredient and/or different formulations may be used.

SPRING SEEDED BARLEY

DICAMBA DMA SALT must be applied before spring seeded barley exceeds the 4-leaf stage.

TANK MIX TREATMENTS

DICAMBA DMA SALT may be tank mixed with one or more of the following herbicides. Read and follow the label of each tank mix product used for precautionary statements, directions for use, weeds controlled, geographic and other restrictions.

BROADCAST RATE PER TREATED ACRE

Apply 2-3 fluid ounces of DICAMBA DMA SALT with:

PRODUCT ¹	ACTIVE INGREDIENT	FORMULATION	AMOUNT OF PRODUCT PER ACRE
MCPA amine or ester	MCPA	4 lb./gal.	8-12 fl. oz. (0.25-0.375 lb. a.i./A) ²
Ally [®]	metsulfuron-methyl	60% DF	1/20-1/10 oz.
Amber [®]	triasulfuron	75% DF	0.14-0.28 oz.
Express [®]	thifensulfuron + tribenuron-methyl	75% DF	1/12-1/6 oz.
Finesse [®]	chlorsulfuron + metsulfuron-methyl	75% DF	1/6-1/3 oz.
Glean [®]	chlorsulfuron	75% DF	1/6 oz.
Harmony [®] Extra	thifensulfuron + tribenuron-methyl	75% DF	1/6-1/3 oz.
Sencor [®]	metribuzin ³	75% DF	1-10 oz.
BROX [™] 2EC Herbicide, Buctril [®]	bromoxynil	2 lb./gal.	1-1 1/2 pts.
BROX [™] -M Herbicide, Bronate [®]	bromoxynil + MCPA	4 lb./gal.	3/4-1 1/2 pts.

¹Do not use low rates of sulfonylureas (Ally[®], Amber[®], Express[®], Glean[®], and Harmony[®] Extra) on more mature weeds and/or on dense vegetative growth.

²When using formulations other than 4 lb./gal., use pounds active/acre listed.

³Herbicides with the same active ingredient and/or different formulations may be used.

FALL AND SPRING SEEDED OATS

DICAMBA DMA SALT must be applied before spring seeded oats exceed the 5-leaf stage. Applications to fall seeded oats must be made prior to the jointing stage.

TANK MIX TREATMENTS

DICAMBA DMA SALT may be tank mixed with one or more of the following herbicides. Read and follow the label of each tank mix product used for precautionary statements, directions for use, weeds controlled, geographic and other restrictions.

BROADCAST RATE PER TREATED ACRE

Apply 2-4 fluid ounces of DICAMBA DMA SALT with:

Product	Active Ingredient	Formulation	Amount of Product Per Acre
MCPA amine or ester	MCPA	4 lb./gal.	8-12 fl. oz. (0.25-0.375 lb. a.i./A) ¹

¹When using formulations other than 4 lb./gal., use pounds active/acre listed.

SUGARCANE

Observe all precautions. Read and follow MIXING AND APPLICATION instructions.

Consult your local or state authorities for possible application restrictions, especially concerning aerial applications and advice concerning special local use situations.

28/142

WEEDS CONTROLLED

DICAMBA DMA SALT, when applied at the recommended rates, will control many annual, biennial and perennial broadleaf weeds commonly found in sugarcane. (Refer to GENERAL WEED LIST.)

RATES AND TIMINGS

Application of DICAMBA DMA SALT may be made any time after weeds have emerged and are actively growing but before the close-in stage of sugarcane. Application rates and timings of DICAMBA DMA SALT are given below. Use the higher level of listed rate ranges when treating dense vegetative growth.

Weed Stage & Type	Product Amount	Broadcast Rate Per Treated Acre (lbs. a.i.)
Annual		
Small, actively growing	1/2-1 pt.	1/4-1/2
Established growth	1-1 1/2 pts.	1/2-3/4
Biennial	1-2 pts.	1/2-1
Perennial	2-4 pts.	1-2*

*Application made over the top of actively growing sugarcane may result in crop injury.

When possible, direct the spray beneath the sugarcane canopy in order to minimize the likelihood of crop injury. The use of directed sprays will also aid in maximizing spray coverage of weed foliage.

Retreatments may be made as needed; however, do not exceed a total of 4 pints (2 lbs. a.i.) of DICAMBA DMA SALT per treated acre during a growing season.

TANK MIX TREATMENTS

DICAMBA DMA SALT may be tank mixed with one or more of the following herbicides for control of grasses or additional broadleaf weeds. Read and follow the label of each tank mix product used for precautionary statements, directions for use, rates and timings, weeds controlled, geographic and other restrictions.

Herbicide	Rate Per Treated Acre (lbs. a.i.)
ametryn (Evik®)	2/5-8
asulam (Asulox®)	2-3 1/3
atrazine	2/5-4
2,4-D	1/2-3*

*Application of DICAMBA DMA SALT plus 2,4-D tank mix at the higher listed ranges may result in crop injury.

PASTURE, HAY, RANGELAND AND GENERAL FARMSTEAD (NON-CROPLAND)

DICAMBA DMA SALT is recommended for use on pasture, hay, rangeland, general farmstead (non-cropland including fence rows and non-irrigation ditchbanks) for broadleaf weed and brush control. DICAMBA DMA SALT may also be applied to non-cropland areas for the control of broadleaf weeds in noxious weed control programs. Districts or areas including broadcast or spot treatment of roadsides and highways, utilities, railroad and pipeline rights-of-way. Noxious weeds must be recognized at the state level but programs may be administered at state, county or other level.

Observe all precautions. Read and follow mixing and application instructions.

DICAMBA DMA SALT uses described in this section also pertain to small grains (such as barley, forage sorghum, oats, rye, sudangrass or wheat) grown for pasture use only.

29/12/20

Newly seeded areas, including small grains grown for pasture may be severely injured if rates of DICAMBA DMA SALT greater than 1 pint/A are applied.

Established grass crops growing under stress can exhibit various injury symptoms that may be more pronounced if herbicides are applied. Furthermore, rates of DICAMBA DMA SALT in excess of 2 quarts (2 lbs. a.i.) per treated acre may cause temporary injury to many grass species.

Bentgrass, carpetgrass, buffalograss and St. Augustine grass may be injured at rates exceeding 1 pint DICAMBA DMA SALT (1/2 lb. a.i.) per treated acre. Usually colonial bentgrasses are more tolerant than creeping types. Velvetgrasses are most easily injured. Treatments will kill or injure alfalfa, clovers, lespedeza, wild winter peas, vetch and other legumes.

Animals cannot be removed from treated area for slaughter prior to 30 days after last application. There is no waiting period between treatment and grazing for non-lactating animals.

TIMING RESTRICTIONS FOR LACTATING DAIRY ANIMALS FOLLOWING TREATMENT

DICAMBA DMA SALT Rate per Treated Acre	Days Before Grazing	Days Before Hay Harvest
Up to 1 pint (1/2 lb. a.i.)	7 days	37 days
Up to 1 quart (1 lb. a.i.)	21 days	51 days
Up to 2 quarts (2 lbs. a.i.)	40 days	70 days

NOTE: Observe all precautions and restrictions on labels of products used in tank mixtures.

MIXING AND APPLICATION

DICAMBA DMA SALT can be applied using water, oil in water emulsions including invert systems, or sprayable fluid fertilizer as a carrier. A compatibility test (see COMPATIBILITY TEST section) should be made prior to tank mixing.

To prepare oil in water emulsions, half-fill spray tank with water. Then add the appropriate amount of emulsifier with continuous agitation. Slowly add the herbicide and then the oil (such as diesel oil or fuel oil) or a premix of oil plus additional emulsifier to spray tank. Complete filling of spray tank with water. Maintain vigorous agitation during spray operation to prevent oil and water from forming separate layers. DICAMBA DMA SALT may be applied broadcast using either ground or aerial application equipment. When using ground equipment, apply 3 to 600 gallons of diluted spray per treated acre. Volume of spray applied will depend on the height, density, and type of weeds or brush being treated and on the type of equipment being used. When using aerial equipment, apply 1 to 40 gallons of diluted spray per treated acre in a water-based carrier.

DICAMBA DMA SALT may be applied to individual clumps or small areas (spot treatment) of undesirable vegetation using handgun or similar types of application equipment. Apply diluted sprays to allow complete wetting (up to run-off) of foliage and stems.

Herbicide adjuvants or other spray additives (emulsifiers, surfactants, wetting agents, drift control agents, or penetrants) may be used for wetting, penetration, or drift control. Spray additives must be agriculturally approved when used in pasture applications. If spray additives are used, read and follow all use recommendations and precautions on product label.

WEEDS CONTROLLED

DICAMBA DMA SALT, when applied at recommended rates, will give control of many annual, biennial, and perennial broadleaf weeds, and many woody brush and vine species commonly found in pasture, hay, rangeland and general farmstead (non-cropland) areas. (Refer to GENERAL WEED LIST.) Perennial weeds noted with a asterisk (*) may be controlled with lower rates of either DICAMBA DMA SALT or DICAMBA DMA SALT plus 2,4-D. See RATES AND TIMINGS below.

RATES AND TIMINGS

Application rates and timing of DICAMBA DMA SALT are given below. Use the higher level of listed rate ranges when treating dense or tall vegetative growth.

WEED STAGE & TYPE	PRODUCT AMOUNT	BROADCAST RATE PER TREATED ACRE (LBS. A.I.)
Annual		
Small, actively growing	1/2-1 pt.	1/4-1/2
Established weed growth	1-1 1/2 pts.	1/2-3/4
Biennial ¹		
Rosette diameter		
Less than 3 inches	1/2-1 pt.	1/4-1/2
3 inches or more	1-2 pts.	1/2-1
Bolting	2-3 pts.	1-1 1/2
Perennial		
Suppression or top growth control	1/2-1 qt.	1/2-1
Noted (*) Perennials	1-2 qts.	1-2*
Other Perennials	2 qts.	2*
Woody Brush & Vines		
Top growth suppression	1/2-1 qt.	1/2-1
Top growth control ²	1-2 qts.	1-2*
Stems and stem suppression	2 qts.	2*

¹For best performance, make application when biennial weeds are in the rosette stage.

²Species noted in GENERAL WEED LIST section will require tank mixtures for adequate control.

*Rates above 2.0 lb. a.i./A are spot treatments only. Do not broadcast apply more than 1 lb. a.i./A.

Retreatments may be made as needed; however, do not exceed a total of 2 quarts (2 lbs. a.i.) of DICAMBA DMA SALT per treated acre during a growing season.

TANK MIX TREATMENTS

Read and follow the label of each tank mix product used for precautionary statements, directions for use, application rates and other restrictions. DICAMBA DMA SALT may be tank mixed with one or more of the following herbicides for control of grasses, additional broadleaf weeds, and woody brush and vines.

HERBICIDE	RATE PER TREATED ACRE (LBS. A.I.)
Pasture, hay, rangeland and general farmstead (non-cropland) use:	
glyphosate (Gly Star™ Original, Roundup®)	3/4-3 3/4
metsulfuron methyl (Ally®)	0.0038-0.011
paraquat (Gramoxone®)	1/2-1
picloram (Tordon™)	1/8-3
tricolopyr (Garlon™)	3/4-9
2,4-D	1/4-6

Due to variations that may occur in formulated products and specific use ingredients (e.g. water supplies), a compatibility test (see COMPATIBILITY TEST section) is recommended prior to actual tank mixing.

CUT SURFACE TREE TREATMENTS

DICAMBA DMA SALT may be applied as a cut surface treatment for control of unwanted trees and prevention of sprouts of cut trees. A mix of 1 part DICAMBA DMA SALT with 1 to 3 parts water should be used in application. Use the lower dilution when treating difficult-to-control species.

FRILL OR GIRDLE TREATMENTS: Make a continuous cut or a series of overlapping cuts using an axe to girdle tree trunk. Spray or paint cut surface with the DICAMBA DMA SALT/water mix.

STUMP TREATMENTS: Spray or paint freshly cut surface with the water mix. The area adjacent to the bark should be thoroughly wet.

NOTE: For more rapid foliar effects, 2,4-D may be added to the DICAMBA DMA SALT/water mix.

DORMANT APPLICATIONS FOR CONTROL OF MULTIFLORA ROSE

DICAMBA DMA SALT can be applied when plants are dormant as an undiluted SPOT-CONCENTRATE directly to the soil or as a LO-OIL BASAL BARK treatment using an oil-water emulsion solution.

SPOT-CONCENTRATE applications of DICAMBA DMA SALT should be applied directly to the soil as close as possible to the root crown but within 6-8 inches of the crown. On sloping terrain, application should be made to the uphill side of the crown. Do not make application when snow or water prevents applying DICAMBA DMA SALT directly to the soil. The use rate of DICAMBA DMA SALT is dependent on the canopy diameter of the multiflora rose. Examples: Use DICAMBA DMA SALT at 1/4, 1 or 2 1/4 fluid ounces of product respectively, for 5, 10, or 15 feet canopy diameters. Do not exceed a total of 2 qts. DICAMBA DMA SALT per acre per year.

LO-OIL BASAL BARK applications of DICAMBA DMA SALT should be applied to the basal stem regions from the ground line up to a height of 12 to 18 inches. Spray until runoff, with special emphasis on covering the root crown. For best results, make application when plants are dormant. Do not make application after bud break or when plants are showing signs of active growth. Do not make application when snow or water prevents applying DICAMBA DMA SALT to the ground line. Refer to MIXING AND APPLICATIONS above in this section for method of preparing oil-in-water emulsion. Example for making approximately 2 gallons of a LO-OIL spray mixture: combine 1 1/2 gallons water plus 1 ounce emulsifier plus 1 pint DICAMBA DMA SALT plus 2 1/2 pints of No. 2 diesel fuel. Adjust amounts of materials used proportionately to the amount of final spray solution desired. Do not exceed 8 gallons of spray solution mix applied per acre per year.

CONSERVATION RESERVE PROGRAM (CRP) ACRES

DICAMBA DMA SALT is recommended for use on both newly seeded and established grasses grown in Conservation Reserve or Federal Set-Aside Programs.

Observe all precautions, MIXING AND APPLICATION directions.

DICAMBA DMA SALT treatment will injure or may kill alfalfa, clovers, lespedeza, wild winter peas, vetch, and other legumes.

Agriculturally approved surfactants may be added to the spray mixture to improve postemergence weed control, particularly in dry growing conditions.

Do not use adjuvants containing penetrants such as petroleum based oils after grass emergence on newly seeded grasses.

NEWLY SEEDED AREAS

DICAMBA DMA SALT may be applied either preplant or postemergence to newly seeded grasses or small grains such as barley, oats, rye, sudangrass, wheat, or other grain species grown as a cover crop. Postemergence applications may be made after seedling grasses exceed the 3-leaf stage. Rates of DICAMBA DMA SALT greater than 1 pint per treated acre may severely injure newly seeded grasses.

Preplant applications: Injury to new seedlings may occur if intervals between application and grass planting are less than 45 days per pint of DICAMBA DMA SALT per treated acre west of the Mississippi River or 20 days per pint east of the Mississippi River.

ESTABLISHED GRASS STANDS

Established grass stands are perennial grasses planted one or more seasons prior to treatment. Certain species, bentgrass, carpetgrass, smooth brome, buffalograss or St. Augustine grass, may be injured when treated with DICAMBA DMA SALT at rates exceeding 1 pint per treated acre.

WEEDS CONTROLLED

DICAMBA DMA SALT, when applied at recommended rates, will control many annual and biennial weeds and provide control or suppression of many perennial weeds. (Refer to GENERAL WEED LIST.)

RATES AND TIMINGS

Application rates and timings of DICAMBA DMA SALT treatments are given below. Use the higher rate of the rate range when vegetation is either dense or tall, or when weeds are growing under stressed conditions such as drought or cool temperature.

Weed Type* & Stage	Broadcast Rate Per Treated Acre	
	Amount of formulated DICAMBA DMA SALT (pts.)	Equivalent lbs. a.i.
Annuals		
Small, actively growing	1/4-1	1/8-1/2
Established weed growth	1	1/2
Biennials**		
Rosette diameter		
Less than 3 inches	1/2-1	1/4-1/2
3 inches or greater	1-2	1/2-1
Bolting biennial	2-3	1-1 1/2
Perennials**		
Suppression/Control	2-4	1-2

*For best results, treat biennial weeds with DICAMBA DMA SALT when they are in the rosette stage of growth. Retreatments may be made as needed; however, do not exceed a total of 2 quarts (2 lbs. a.i.) of DICAMBA DMA SALT per treated acre during a growing season.

**biennial and perennial weeds will require follow-up (sequential) treatments for seedling control and escapes.

TANK MIX TREATMENTS

To control grasses and additional broadleaf weeds, DICAMBA DMA SALT may be tank mixed with other herbicides registered for use in Conservation Reserve Programs such as 2,4-D, glyphosate (Gly Star™ Original or Roundup®), paraquat (Gramoxone®), metsulfuron (Ally®) and others.

Read and follow the label of each tank mix product used for precautionary statements, directions for use, application rates, and other restrictions.

ASPARAGUS FOR USE ONLY IN THE STATES OF CALIFORNIA, OREGON AND WASHINGTON

Observe all precautions. Read and follow mixing and application instructions.

If spray contacts emerged spears, crooking (twisting) of some spears may result. If such crooking occurs, discard affected spears.

Do not harvest prior to 24 hours after treatment.

Do not use in the Coachella Valley of California.

Multiple applications may be made per growing season. Do not exceed a total of 1 pint of DICAMBA DMA SALT per treated acre per crop year.

RATES AND TIMINGS

Apply DICAMBA DMA SALT to emerged and actively growing weeds in 40 to 60 gallons of diluted spray per treated acre immediately after cutting the field, but at least 24 hours before the next cutting.

WEEDS	RATE PER TREATED ACRE
Mustard, Black Pigweed, Redroot (Carelessweed) Sowthistle, Annual *Thistle, Canada Thistle, Russian	1/2-1 pt (1/4-1/2 lb. a.i.)
*Bindweed, Field Chickweed, Common Goosefoot, Nettleleaf Radish, Wild Thistle, Milk	1 pt. (1/2 lb. a.i.)

DICAMBA DMA SALT may be applied in a tank mixture with either 2,4-D, Gly Star™ Original or Roundup® for improved control of noted (*) weeds. Read and follow 2,4-D, Gly Star™ Original or Roundup® product labeling for precautionary statements, directions for use, application rates and timings, and other restrictions.

TURF AND LAWNS FOR USE IN GENERAL FARMSTEAD (NON-CROPLAND) AND SOD FARMS

Observe all precautions. Read and follow mixing and application instructions.

To avoid injury to newly seeded grasses, application of DICAMBA DMA SALT should be delayed until after the second mowing. Furthermore, application rates in excess of 1 pint (1/2 lb. a.i.) per treated acre may cause noticeable stunting or discoloration of sensitive grass species such as bentgrass, carpetgrass, buffalograss, and St. Augustine grass.

In areas where roots of sensitive plants extend, do not apply in excess of ¼ pint (1/8 lb. a.i.) of DICAMBA DMA SALT per treated acre on coarse textured (sandy-type) soils, or in excess of ½ pint (1/4 lb. a.i.) per treated acre on fine textured (clay-type) soils. Do not make repeat applications in these areas for 30 days and until previous applications of DICAMBA DMA SALT have been activated in the soil by rain or irrigation.

WEEDS CONTROLLED

DICAMBA DMA SALT, when applied at recommended rates, will give control of many annual, biennial, and noted (*) perennial broadleaf weeds commonly found in turf. DICAMBA DMA SALT will also give growth suppression of many other listed perennial broadleaf weeds and woody brush and vine-species. (Refer to GENERAL WEED LIST.)

MIXING AND APPLICATION

Apply 30 to 200 gallons of diluted spray per treated acre (3 qts. to 4 ¼ gals. per 1,000 sq. ft.), depending on density or height of weeds treated and on the type of equipment used.

RATES AND TIMINGS

Use the higher level of listed rate ranges when treating dense vegetative growth.

Weed Stage & Type	DICAMBA DMA SALT		
	Pints per treated acre	Pounds a.i. per treated acre	Teaspoons per 1000 sq. ft.
Annuals			
Small, actively growing	½-1	¼-1/2	1-2 ¼
Established weed growth	1-1 ½	½-3/4	2 ¼-3 ¼
Biennials,			
Rosette diameter			
Less than 3 inches	½-1	¼-1/2	1-2 ¼
3 inches or more	1-2	½-1	2 ¼-4 ½
Perennials, Woody			
Brush and Vines	1-2	½-1	2 ¼-4 ½

For best performance, apply when weeds are emerged and actively growing.

Retreatments may be made as needed; do not exceed a total of 2 pints (1 lb. a.i.) DICAMBA DMA SALT per treated acre during a growing season.

TANK MIX TREATMENTS

Read and follow the label of each tank mix product used for precautionary statements, directions for use, application rates and timings and other restrictions.

Tank mix treatments of DICAMBA DMA SALT may be made with 2,4-D, MCPA, MCPP, or bromoxynil for control of additional weeds listed on the tank mix product label.

Apply 1/5 to ½ pint (1/10 to ¼ lb. a.i.) of DICAMBA DMA SALT per treated acre with ½ to 1 ½ lbs. acid equivalent of 2,4-D, MCPA, MCPP, or with 3/8 to ½ lb. a.i. of bromoxynil. Use the higher level of the listed rate ranges when treating established weeds. Repeat treatments may be made as needed; however, do not exceed 2 pints (1 lb. a.i.) of DICAMBA DMA SALT per treated acre during the growing season.

GRASS SEED CROPS
GRASSES GROWN FOR SEED SUCH AS BERMUDAGRASS, BLUEGRASS, FESCUE AND RYEGRASS

Observe all precautions. Read and follow mixing and application instructions.

Refer to the PASTURE, HAY, RANGELAND, AND GENERAL FARMSTEAD (NON-CROPLAND) section for possible grazing and feeding restrictions.

Do not use on bentgrass unless possible crop injury can be tolerated.

WEEDS CONTROLLED

DICAMBA DMA SALT will provide control or suppression of annual broadleaf weeds listed below. For improved control of listed weeds plus additional weeds, it is recommended that DICAMBA DMA SALT be applied in a tank mix with other herbicides.

- | | |
|--------------------------|--------------------------------|
| Alfalfa ¹ | Hemlock, Poison |
| Bedstraw, Catchweed | Knapweed, Russian ¹ |
| Bindweed, Field | Knawel |
| Buttercup, Corn | Knotweed, Prostrate |
| Buttercup, Creeping | Kochia |
| Buttercup, Western Field | Ladysthumb |
| Catchfly, Nightflowering | Lambsquarters, Common |
| Chamomile, Corn | Lettuce, Prickly |
| Chickweed, Common | Mayweed (Dogfennel) |
| Chickweed, Mouseear | Ragwort, Tansy |
| Clover | Sorrel, Red (Sheep Sorrel) |
| Cockle, White | Sowthistle, Annual |
| Dock, Broadleaf | Starwort, Little |
| Dock, Curly | Thistle, Canada ¹ |
- ¹Top growth only.

RATES AND TIMINGS

Apply 1/2 to 1 pint of DICAMBA DMA SALT per treated acre on seedling grass after the crop reaches the 3 to 5 leaf stage. Apply up to 2 pints of DICAMBA DMA SALT on well-established perennial grass. Do not apply after the grass seed crop begins to joint. For best performance, make applications when weeds are in the 2 to 4 leaf stage and rosettes are less than 2 inches across. Use the higher level of listed rate ranges when treating more mature weeds or dense vegetative growth.

TANK MIX TREATMENTS

For control of grasses or additional broadleaf weeds, DICAMBA DMA SALT may be tank mixed with all broadleaf herbicides registered for use in Grass Seed Production. Read and follow the label of each tank mix product used for precautionary statements, directions for use, weeds controlled and geographic and other restrictions.

BROADCAST RATE PER TREATED ACRE

Apply 1/2 to 2 pints DICAMBA DMA SALT with:

PRODUCT	ACTIVE INGREDIENT	FORMULATION	AMOUNT OF PRODUCT PER ACRE
2,4-D amine or ester	2,4-D	4 lb./gal.	1-4 pts. (0.5-2.0 lbs. a.i./A) ¹
MCPA amine	MCPA	4 lb./gal.	1-2 pts. (0.5-1.0 lb. a.i./A) ¹
BROX™ 2EC Herbicide,	bromoxynil ²	2 lb./gal.	1-2 pts.

PRODUCT	ACTIVE INGREDIENT	FORMULATION	AMOUNT OF PRODUCT PER ACRE
Buctril®			
Curtail™	clopyralid + 2,4-D	2.38 lb./gal.	1 ¾-4 pts.
Karmex®	diuron ²	80% DF	2-4 lbs.
Stinger™	clopyralid	3 lb./gal.	¼-1 pt.

¹When using formulations other than 4 lb./gal., use pounds active/acre listed.

²Herbicides with the same common name and/or different formulations may be used.

ANNUAL GRASS CONTROL

For suppression of annual grass weeds such as:

Brome, Downy (Cheatgrass)

Brome, Rippgut

Fescue, Rattail

Windgrass

Apply up to 4 pints of DICAMBA DMA SALT per treated acre in the fall or late summer after harvest and burning of established grass seed crops. Applications should be made immediately following the first irrigation when the soil is moist and before weeds have more than 2 leaves.

PREPLANT DIRECTIONS (POST HARVEST/FALLOW/CROP STUBBLE/SET-A-SIDE) FOR BROADLEAF WEED CONTROL BEFORE WHEAT, CORN, SORGHUM, SOYBEANS

Observe all precautions. Read and follow mixing and application instructions.

WEEDS CONTROLLED

DICAMBA DMA SALT may be applied alone or in tank mix combinations with other herbicides registered for this use.

DICAMBA DMA SALT can be applied either post harvest in the fall, spring or summer, during the fallow period or to crop stubble/set-a-side acres. DICAMBA DMA SALT, when applied at the recommended rates, will control many annual broadleaf weeds. See the WEEDS CONTROLLED section under small grains. In addition, DICAMBA DMA SALT will control or suppress the following biennial and perennial broadleaf weeds:

- | | |
|---|------------------------------------|
| Alfalfa ¹ | Knapweed, Diffuse |
| Artichoke, Jerusalem | Nightshade, Silver |
| Bindweed, Field | Redvine |
| Bindweed, Hedge | Smartweed, Swamp |
| Blueweed, Texas | Sowthistle, Perennial ¹ |
| Bursage (Bur Ragweed, Povertyweed, Lakeweed) ¹ | Spurge, Leafy |
| Dandelion, Common ¹ | Thistle, Bull |
| Dock, Curly ¹ | Thistle, Canada ² |
| Dogbane, Hemp | Thistle, Milk |
| Garlic, Wild ² | Thistle, Musk |
| Horsenettle, Carolina | Thistle, Plumeless |
| Knapweed, Spotted | Thistle, Scotch |
| | Trumpet creeper (Buckvine) |

¹Perennials may be controlled using DICAMBA DMA SALT at rates lower than those recommended for other listed perennial weeds. (See RATES AND TIMINGS under this heading).

²See the SPECIAL TANK MIX TREATMENTS section under this heading for specific control programs for these weeds.

RATES AND TIMINGS

Apply DICAMBA DMA SALT as a broadcast or spot treatment to emerged and actively growing weeds after crop harvest (post harvest) and before a killing frost or in the fallow cropland or crop stubble the following spring or summer. Agriculturally approved spray additives, such as surfactants or oils, may be used to enhance spray coverage and the herbicide's penetration of weed foliage. See CROPPING RESTRICTIONS for recommended interval between application and planting to prevent crop injury.

For best performance, make application when annual weeds are less than 6 inches tall, when biennial weeds are in the rosette stage, and to perennial weed regrowth in late summer or fall following a mowing or tillage treatment. Most effective control of upright perennial broadleaf weeds, such as Canada thistle and Jerusalem artichoke, occurs if application is made when the majority of weeds, such as field bindweed and hedge bindweed, are in or beyond the full bloom stage.

Avoid disturbing treated areas following application. Treatments may not kill weeds which develop from seed or underground plant parts, such as rhizomes or bulblets, after the effective period for DICAMBA DMA SALT. For seedling control, a follow-up program or other cultural practices could be instituted. For small grain in-crop uses of DICAMBA DMA SALT, see the RATES AND TIMINGS section under the SMALL GRAINS heading for details.

DICAMBA DMA SALT RATES PER TREATED ACRE

WEED TYPE	AMOUNT OF PRODUCT PER ACRE
Annual	1/2-1 pt. (8 to 16 fl. oz.)
Biennial	1-2 pts. (16 to 32 fl. oz.)
Perennial	1-4 pts. (16 to 64 fl. oz.)
Perennial suppression	1-2 pts. (16 to 32 fl. oz.)
Noted* perennials	2-4 pts. (32 to 64 fl. oz.)
Other perennials	4 pts. (64 fl. oz.)

Retreatments may be made as needed; however, do not exceed a total of 4 pints of DICAMBA DMA SALT per treated acre during any given period.

TANK MIX TREATMENTS

DICAMBA DMA SALT may be tank mixed with one or more of the following herbicides for control of grasses or additional broadleaf weeds. Read and follow the label of each tank mix product used for precautionary statements, directions for use, rates and timings, weeds controlled, geographic and other restrictions.

DICAMBA DMA SALT BROADCAST RATE PER TREATED ACRE FOR ANNUAL WEED CONTROL

Apply 1/4 to 1 pint DICAMBA DMA SALT with:

PRODUCT	ACTIVE INGREDIENT	FORMULATION	AMOUNT OF PRODUCT PER ACRE
Aatrex® 4L ¹	atrazine	4 lb./gal.	0.5-6 pts.
Aatrex® Nine-O® ¹	atrazine	90% DF	0.5-3 1/3 lb.
Ally® ²	metsulfuron-methyl	75% DF	0.1 oz.
Amber® ²	triasulfuron	75% DF	0.28-0.35 oz.
Cyclone®	paraquat	2 lb./gal.	1-2 pts.
Fallow Star™ or Fallow Master™	glyphosate + dicamba	1.6 lb./gal.	22-44 fl. oz.

PRODUCT	ACTIVE INGREDIENT	FORMULATION	AMOUNT OF PRODUCT PER ACRE
Finesse ^{®2}	chlorsulfuron + metsulfuron-methyl	75% DF	0.2 oz.
Gramoxone [®] Extra	paraquat	2.5 lb./gal.	1.5 pts.
Kerb ^{®1}	pronamide	50-W	0.5-1 lb.
Landmaster [®] BW	glyphosate + 2,4-D	2.4 lb./gal.	27-54 fl. oz.
Gly Star [™] Original, Roundup [®] or Roundup [®] RT	glyphosate	3 lb./gal.	8-48 fl. oz.
Sencor [®] DF ¹	metribuzin	75% DF	0.5-1 lb.
Sencor [®] 4 ¹	metribuzin	4 lb./gal.	0.75-1.5 pts.
2,4-D	2,4-D	4 lb./gal.	1-2 pts. (0.5-1 lb. a.i./A) ³

¹Tank mixes of DICAMBA DMA SALT with these products may be subject to special restrictions. See the product label of the tank mix partner for intended use rates, restrictions and other precautions.

²When tank mixing with sulfonylurea herbicides, refer to the product label for rates and restrictions. Use a surfactant of at least 80% active ingredient at the rate of 1-2 quarts/100 gallons of spray or not more than 0.25-0.5% by volume. Use the highest rate of surfactant when using the lower rate ranges of the tank mix and/or when treating more mature weeds or dense vegetative growth. Sulfonylurea-resistant weeds may not be controlled by tank mixes of DICAMBA DMA SALT and a sulfonylurea. Refer to the DICAMBA DMA SALT tank mix section for alternative tank mixes.

³When using formulations other than 4 lb./gal., use pounds active/acre listed.

DICAMBA DMA SALT BROADCAST RATE PER TREATED ACRE FOR BIENNIAL AND PERENNIAL WEED CONTROL

Apply 1 to 4 pints of DICAMBA DMA SALT with:

PRODUCT	ACTIVE INGREDIENT	FORMULATION	AMOUNT OF PRODUCT PER ACRE
Curtail [™]	clopyralid + 2,4-D	2.38 lb./gal.	2-4 pts.
2,4-D	2,4-D	4 lb./gal.	2-6 pts. (1.0-3 lbs. a.i./A) ¹
Landmaster [®] BW	glyphosate + 2,4-D	2.4 lb./gal.	54 fl. oz.
Gly Star [™] Original, Roundup [®]	glyphosate	3 lb./gal.	1-5 qts.
Roundup [®] RT	glyphosate	3 lb./gal.	1-5 qts.
Tordon [™] 22K	picloram	2 lb./gal.	½-1 pt.

¹When using formulations other than 4 lb./gal., use pounds active/acre listed.

SPECIAL TANK MIX TREATMENTS

For suppression of perennial weeds, apply ½-1 pint of DICAMBA DMA SALT with 8-16 fluid ounces of Gly Star[™] Original, Roundup[®] or Roundup[®] RT per treated acre.

For wild garlic control, apply 1 pint DICAMBA DMA SALT with 3 pints of 2,4-D LV ester (4 lb./gal.) per treated acre. Apply when wild garlic is 4 to 8 inches tall.

For Canada thistle control, use DICAMBA DMA SALT, DICAMBA DMA SALT plus Curtail[™], or DICAMBA DMA SALT plus Gly Star[™] Original, Roundup[®] or Roundup[®] RT tank mix treatments.

31/42

Application may be made during fallow periods for control of volunteer barley, bulbous bluegrass, downy brome, jointed goatgrass, common rye and volunteer wheat when they are actively growing. Use 1 pint DICAMBA DMA SALT with 1/2-1 lb. Kerb® 50-W. Fall seeded wheat may be planted 9 months or more after application. For best performance, make application between mid-October and mid-December, prior to soil freeze up.

During fallow periods, apply DICAMBA DMA SALT plus Landmaster® BW, Fallow Star™ or Fallow Master™ to give improved control of kochia, wild buckwheat, prickly lettuce, field bindweed and Canada thistle. Use 1/8-1/4 pint of DICAMBA DMA SALT plus 22-54 fluid ounces of Landmaster® BW, Fallow Star™ or Fallow Master™ for annual weed control or 1/4-1/2 pint DICAMBA DMA SALT plus 22-54 fluid ounces of Landmaster® BW, Fallow Star™ or Fallow Master™ for perennial weed suppression.

CROPPING RESTRICTIONS

The following recommendations are based on DICAMBA DMA SALT use rates up to 4 pints per treated acre.

Corn, sorghum, and soybeans may be planted in the spring following applications made during the previous year. If less than 1 inch of rainfall occurs between application and first killing frost, treated areas should be cultivated to allow herbicide to come in contact with moist soil. Cultivation may take place before or immediately after ground thaw.

Soybean injury may occur if the interval between application and planting is less than specified. In areas with greater than 30 inches of rainfall, delay planting for 30 days per pint of DICAMBA DMA SALT per treated acre. In areas with less than 30 inches of rainfall, delay planting for 45 days per pint of DICAMBA DMA SALT per treated acre. Exclude days when ground is frozen.

Wheat may be planted in the fall or spring following applications. Also, spot application may be made any time prior to crop emergence if crop injury can be tolerated in treated areas. Wheat injury may occur if the interval between application and planting is less than specified.

East of the Mississippi River, the interval is 20 days per pint of DICAMBA DMA SALT per treated acre or 1.25 days per 1 ounce. Moisture is essential for DICAMBA DMA SALT degradation. Exclude days when ground is frozen.

West of the Mississippi River, the interval is 45 days per pint of DICAMBA DMA SALT per treated acre or 3 days per ounce. Moisture is essential for DICAMBA DMA SALT degradation. Exclude days when ground is frozen.

Following a normal harvest of barley, oats, or wheat, any rotational crop may be planted. If the interval before harvest is shortened, such as when cover crops will be plowed under, do not follow up with the planting of a sensitive crop.

COTTON PREPLANT APPLICATION

Observe all precautions. Read and follow mixing and application instructions. Refer to the GENERAL WEED LIST section of this label for a list of weeds controlled or suppressed.

RATES AND TIMINGS

Apply DICAMBA DMA SALT as a broadcast or spot treatment to emerged and actively growing weeds at a rate of up to 8 fl. oz./acre prior to planting cotton. Most effective control of weeds occurs if application is made when weeds are in the 2-4 leaf stage and rosettes are less than 2" across.

CROPPING RESTRICTIONS

Do not plant cotton for at least 21 days after application and after allowing for a minimum accumulation of 1" of rainfall or overhead irrigation. Do not apply west of the Rockies or to geographic areas with average annual rainfall less than 25".

TANK MIX TREATMENTS

For control of grasses or additional broadleaf weeds, DICAMBA DMA SALT may be tank mixed with Caparol®, Gramoxone® Extra, and Roundup Ultra® RT herbicides.

CONTROL OF PERENNIAL BROADLEAF WEEDS IN CROPLAND (SPOT APPLICATION ONLY)

FOR USE ONLY IN THE STATES OF IDAHO, MONTANA, NEVADA, OREGON, UTAH, AND WASHINGTON

Observe all precautions. Read and follow mixing and application instructions.

Do not treat subirrigated cropland or areas where the soil remains saturated with water throughout the year.

Make only one application of DICAMBA DMA SALT per year.

WEEDS CONTROLLED

DICAMBA DMA SALT, when applied at recommended rates, will control many broadleaf weeds including:

- | | |
|------------------------------|-------------------|
| Bindweed, Field | Knapweed, Russian |
| Dock, Broadleaf (Bitterdock) | Ragwort, Tansy |
| Dock, Curly | Spurge, Leafy |
| Knapweed, Black | Thistle, Canada |

RATES AND TIMINGS

DICAMBA DMA SALT may be applied at any time following a crop harvest to stubble, fallow or other cropland. Application should be made when weeds are actively growing and prior to a killing frost.

Apply 2 quarts (2 lbs. a.i.) of DICAMBA DMA SALT per treated acre. Application may be made up to one month prior to the planting of wheat.

NOTE: Do not use unless injury to wheat or rotated barley will be acceptable.

Barley, oats, corn, sorghum (milo), annual or perennial grass crops may be planted into treated areas one year after application. Crops grown for seed (other than perennial grass seed) should not be planted

into treated areas until three years after application. Do not plant broadleaf crops such as alfalfa, beans, peas, potatoes, or sugar beets into treated areas until two years after application.

In most cases, treatments will not kill perennial weed seedlings which germinate from seed one or two years after treatment. Once the effect of the chemical has been lost, a follow-up program for seedling control or other cultural practices should be instituted.

WIPER APPLICATION USES

Important. Observe all precautions. DICAMBA DMA SALT may be applied through wiper application equipment to control or suppress actively growing broadleaf weeds, brush and vines. Use a solution containing 1 part DICAMBA DMA SALT to 1 part water. Do not contact desirable vegetation with herbicide solution. Wiper application should only be made to crops (including PASTURES) and NON-CROPLAND AREAS described in this label with the exception of GRAIN SORGHUM (MILO).

CONDITIONS OF SALE AND WARRANTY

The DIRECTIONS FOR USE of this product reflect the opinion of experts based on field use and tests. The directions are believed to be reliable and should be followed carefully. However, it is impossible to eliminate all risks inherently associated with use of this product. Crop injury, ineffectiveness, or other unintended consequences may result because of such factors as weather conditions, presence of other materials, or the manner of use or application, all of which are beyond the control of ALBAUGH, INC., its Supplemental Distributors, or the Seller. All such risks shall be assumed by the Buyer.

ALBAUGH, INC., its Supplemental Distributors and the Seller warrant that this product conforms to the chemical description on the label and is reasonably fit for the purposes referred to in the Directions for Use subject to the inherent risks referred to above. NEITHER ALBAUGH, INC. NOR ITS SUPPLEMENTAL DISTRIBUTORS MAKE ANY OTHER EXPRESS OR IMPLIED WARRANTY OF FITNESS FOR ANY PARTICULAR PURPOSE OR OF MERCHANTABILITY OR ANY OTHER EXPRESS OR IMPLIED WARRANTY. THIS WARRANTY DOES NOT EXTEND TO, AND THE BUYER SHALL BE SOLELY RESPONSIBLE FOR, ANY AND ALL LOSS OR DAMAGE WHICH RESULTS FROM THE USE OF THIS PRODUCT IN ANY MANNER WHICH IS INCONSISTENT WITH THE LABEL DIRECTIONS.

BUYER'S EXCLUSIVE REMEDY AND THE EXCLUSIVE LIABILITY OF ALBAUGH, INC., ITS SUPPLEMENTAL DISTRIBUTORS AND THE SELLER FOR ANY AND ALL CLAIMS, LOSSES, DAMAGES, OR INJURIES RESULTING FROM THE USE OR HANDLING OF THIS PRODUCT, WHETHER OR NOT BASED IN CONTRACT, NEGLIGENCE, STRICT LIABILITY IN TORT OR OTHERWISE, SHALL BE LIMITED, AT THE MANUFACTURER'S OPTION, TO REPLACEMENT OF OR THE REPAYMENT OF THE PURCHASE PRICE FOR THE QUANTITY OF PRODUCT WITH RESPECT TO WHICH DAMAGES ARE CLAIMED. When Buyer suffers losses or damages resulting from the use or handling of this product (including claims based on contract, negligence, strict liability, or other legal theories), Buyer must promptly notify Seller in writing of any claims to be eligible to receive either remedy stated above. IN NO CASE SHALL ALBAUGH, INC., ITS SUPPLEMENTAL DISTRIBUTORS, OR THE SELLER BE LIABLE FOR CONSEQUENTIAL, SPECIAL OR INDIRECT DAMAGES RESULTING FROM THE USE OR HANDLING OF THIS PRODUCT. ALBAUGH, INC., its Supplemental Distributors, and the Seller offer this product, and the Buyer accepts it, subject to the foregoing Conditions of Sale and Warranty, which may be varied only by agreement in writing signed by a duly authorized representative of ALBAUGH, INC.

No employee or agent of ALBAUGH, INC., its Supplemental Distributor, or the Seller is authorized to vary or exceed the terms of this Warranty in any other manner.

REGISTERED TRADEMARKS

BROX™, Gly Star™ and Dicambazine™ are trademarks of Albaugh, Inc.

Clarity®, Frontier®, Guardsman® and Prowl® are registered trademarks of BASF Ag Products.

Asulox®, Bronate®, Buctril®, Dakota®, Sencor® and Tiller® are registered trademarks of Bayer CropScience.

Broadstrike™, Curtail™, Garlon™, Stinger™, Surpass™ and Tordon™ are trademarks of Dow AgroSciences LLC.

Accent®, Ally®, Express®, Finesse®, Glean®, Harmony® and Karmex® are registered trademarks of E.I. duPont de Nemours & Co., Inc.

Battalion®, Bullet®, Harness®, Landmaster®, Lariat®, Lasso®, Partner®, Permit®, Ramrod®, Roundup®, and Screen® are registered trademarks of the Monsanto Company.

Kerb® is a registered trademark of Rohm and Haas Company.

Aatrex®, Aatrex® Nine-O®, Amber®, Beacon®, Concep®, Cyclone®, Eradicane®, Evik®, Gramoxone®, Princep®, Sutan +® and Tough® are registered trademarks of Syngenta Crop Protection, Inc.