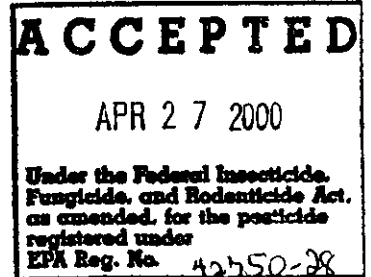


WEED-HOE 120

ARSONATE LIQUID FOR POSTEMERGENCE
WEED CONTROL



ACTIVE INGREDIENT:

Monosodium acid methanearsonate.....52.8%

INERT INGREDIENTS:47.2%

TOTAL100.0%

Total arsenic, all in water soluble form, expressed as elemental 23.7%. This product contains 6.6 lbs. MSMA per gallon.

EPA Reg. No. 42750-28

EPA Est. No. 67640-SA-1

KEEP OUT OF REACH OF CHILDREN

CAUTION

STATEMENT OF PRACTICAL TREATMENT

IF SWALLOWED: Call a physician or Poison Control Center. Drink 1 or 2 glasses of water and induce vomiting by touching back of throat with finger. Do not induce vomiting or give anything by mouth to an unconscious person.

IF IN EYES: Flush eyes with plenty of water. Call a physician if irritation persists.

IF ON SKIN: Wash with plenty of soap and water. Get medical attention.

See page two for other caution statements.

Manufactured for:
ALBAUGH, INC.
Ankeny, Iowa 50021

NET CONTENTS
_____ Gals.
_____ Liters

**FOR CHEMICAL SPILL, LEAK, FIRE, OR EXPOSURE
CALL CHEMTREC (800) 424-9300**

PRECAUTIONARY STATEMENTS
HAZARDS TO HUMANS AND DOMESTIC ANIMALS
CAUTION

Harmful if swallowed. Avoid breathing spray mist. May cause irritation of nose, throat and skin. Avoid contact with eyes, skin and clothing. Do not contaminate feed and food stuffs.

PERSONAL PROTECTIVE EQUIPMENT

Applicators and other handlers (other than mixers and loaders) must wear:

- Long-sleeved shirt and long pants
- Chemical-resistant gloves
- Shoes plus socks.
- For exposures in enclosed areas, a respirator with either an organic vapor-removing cartridge with a pre-filter approved for pesticides (MSHA/NIOSH approval number prefix TC-23C), or a canister approved for pesticides (MSHA/NIOSH approval number prefix TC-14G) or a NIOSH approved respirator with an organic vapor (OV) cartridge or canister with any N, R, P or HE prefilter.
- For exposures outdoors, dust/mist filtering respirator (MSHA/NIOSH approval number prefix TC-21C), or a NIOSH approved respirator with any R, P or HE filter.

Mixers and loaders must wear:


- Long-sleeved shirt and long pants
- Chemical-resistant gloves
- Shoes plus socks
- Protective eyewear
- Chemical-resistant apron when mixing or loading.
- For exposures in enclosed areas, a respirator with either an organic vapor-removing cartridge with a pre-filter approved for pesticides (MSHA/NIOSH approval number prefix TC-23C), or a canister approved for pesticides (MSHA/NIOSH approval number prefix TC-14G) or a NIOSH approved respirator with an organic vapor (OV) cartridge or canister with any N, R, P or HE prefilter.
- For exposures outdoors, dust/mist filtering respirator (MSHA/NIOSH approval number prefix TC-21C), or a NIOSH approved respirator with any R, P or HE filter.

Follow manufacturer's instructions for cleaning/maintaining PPE. If no such instructions for washables, use detergent and hot water. Keep and wash PPE separately from other laundry.

When handlers use closed systems, enclosed cabs, or aircraft in a manner that meets the requirements listed in the Worker Protection Standard (WPS) for agricultural pesticides [40 CFR 170.240 (d) (4-6)], the handler PPE requirements may be reduced or modified as specified in the WPS.

User Safety Recommendations:

Users should: Wash hands before eating, drinking, chewing gum, using tobacco or using the toilet. Remove clothing immediately if pesticide gets inside. Then wash thoroughly and put on clean clothing.



ENVIRONMENTAL HAZARDS

Do not apply directly to water, to areas where surface water is present or to intertidal areas below the mean high water mark. Do not contaminate water by cleaning of equipment or disposal of waste.

DIRECTIONS FOR USE

It is a violation of Federal law to use this product in a manner inconsistent with its labeling.

Do not apply this product in a way that will contact workers or other persons, either directly or through drift. Only protected handlers may be in the area during application. For any requirements specific to your State or Tribe, consult the agency responsible for pesticide regulation.

AGRICULTURAL USE REQUIREMENTS

Use this product only in accordance with its labeling and with the Worker Protection Standard, 40 CFR Part 170. This Standard contains requirements for the protection of agricultural workers on farms, forests, nurseries, and greenhouses, and handlers of agricultural pesticides. It contains requirements for training, decontamination, notification, and emergency assistance. It also contains specific instructions and exceptions pertaining to the statements on this label about personal protective equipment (PPE) and restricted-entry interval. The requirements in this box only apply to uses of this product that are covered by the Worker Protection Standard.

Do not enter or allow worker entry into treated areas during the restricted entry interval (REI) of 12 hours.

PPE required for early entry to treated areas that is permitted under the Worker Protection Standard and that involves contact with anything that has been treated, such as plants, soil, or water, is:

- Coveralls
- Waterproof gloves
- Chemical-resistant footwear plus socks

NON-AGRICULTURAL USE REQUIREMENTS

The requirements in this box apply to uses of this product that are NOT within the scope of the Worker Protection Standard for agricultural pesticides (40 CFR Part 170). The WPS applies when this product is used to produce agricultural plants on farms, forests, nurseries, or greenhouses.

Keep children and pets out of treated areas until sprays have dried.

CHEMIGATION PROHIBITION

Do not use this product in any type irrigation system.

STORAGE AND DISPOSAL

Do not contaminate water, food, or feed by storage or disposal.

PESTICIDE DISPOSAL: Wastes resulting from the use of this product may be disposed of on site or at an approved waste disposal facility.

CONTAINER DISPOSAL: Triple rinse (or equivalent). Then offer for recycling or reconditioning, or puncture and dispose of in a sanitary landfill, or incineration, or, if allowed by state and local authorities, by burning. If burned, stay out of smoke.

GENERAL INFORMATION

This product is a herbicide for use in cotton, non-bearing fruit and nut trees, bearing and non-bearing citrus, bluegrass, fescue and ryegrass grown for seed, in forestry and on non-crop areas. This product does not contain a surfactant. A suitable non-ionic surfactant approved for growing crops covered by this label should be added to the spray tank. Local conditions and recommendations vary; consult local agricultural experiment station or extension service weed specialists for recommendations in your area.

A partial list of weeds controlled with this product includes:

Bahiagrass	Cocklebur*	Johnsongrass	Ragweed
Barnyardgrass	Crabgrass (Smooth & Large)	Morningglory	Sandbur
Brachiaria spp.	Dallisgrass	Nutsedge	Watergrass
Bullnettle	Foxtail (Green & Yellow)	Pigweed	Wood Sorrel
Chickweed	Goosegrass	Puncturevine	

*Arsenical resistant varieties may not be controlled.

See Golf Course and Turf Uses for weeds controlled at those sites.

APPLICATION METHODS

Weed-Hoe 120 should be applied with a low volume sprayer having satisfactory pumping and bypass action. Nozzles should be placed so as to avoid spraying cotton foliage, but also to give good coverage of the weeds and grasses. Proper coverage is very important. Adjust nozzles to allow maximum coverage of weeds and grasses.

Adjust nozzles to direct the spray in a manner to allow maximum coverage of weeds. Keep spray off cotton foliage.

MIXING INSTRUCTIONS

Weed-Hoe 120 must be thoroughly dissolved. Fill the tank about half full with water and with the pump operating, add the required amount of product. Finish filling the tank with water and apply.

If preferred, Weed-Hoe 120 can be premixed by dissolving the required amount of product and suitable non-ionic surfactant in 3 to 5 gallons of water in an open head bucket. This pre-mix should then be placed in the partly filled spray tank and the tank filled.

Do not store spray solution in tank for a prolonged period. Clean application equipment thoroughly after use by flushing with water.

COTTON: This product is useful for the control of weeds listed above and many similar weeds. Application can be made: 1) Preplant or postplant up to cracking of soil before cotton emergence using ground or aircraft equipment. 2) Postemergent, over the top, when cotton is 3 to 6 inches high or up to early first square stage, whichever occurs first using ground or aircraft equipment. 3) Postemergent as a directed spray with ground equipment when cotton is 3 inches high to first bloom.

1) PREPLANT OR POSTPLANT UP TO CRACKING APPLICATION ON COTTON: A single ground or aircraft application of this product can be made to prepared cotton seedbeds when planting has been delayed and weeds have emerged, or as a postplant treatment, but no later than initial cracking of soil in field before emergence of cotton. Planting of cotton may immediately follow the preplant application. Mix at the rate of 2 1/2 pints of this product, plus manufacturer's recommended rate of suitable surfactant, in 40 gallons of water for ground equipment or in 5 to 10 gallons of water for aircraft application and apply using a properly calibrated sprayer to one acre. See SPECIAL PRECAUTIONS below.

2) POSTEMERGENT APPLICATION ON COTTON USING GROUND OR AIRCRAFT EQUIPMENT AS IN AN OVER-THE-TOP BROADCAST SPRAY when cotton is 3 inches high until early first square stage as a salvage operation. Mix at the rate of 1 to 1 1/4 pints of this product, plus manufacturer's recommended rate of a suitable surfactant, in 40 gallons of water for ground equipment or in 5 to 10 gallons of water for aircraft application and apply using a properly calibrated sprayer to one acre. A second or repeat application, if needed, should be timed 1 to 3 weeks after the first application. Apply only as a salvage operation. Apply only to healthy, rapidly growing cotton 3 inches high, but no later than 6 inches high or early square, whichever occurs first. Preference should be given to directed sprays in order to minimize injury. The second application should be made as a directed spray when possible. DO NOT make more than two (2) applications total of either DSMA or MSMA (or a combination) per season.

3) POSTEMERGENT DIRECTED SPRAY APPLICATION ON COTTON when weeds are small using ground equipment. Mix this product at the rate of 2 1/2 pints, plus manufacturer's recommended rate of a suitable surfactant, in 40 gallons of water per acre. For band applications, apply 1 gallon of above diluted spray per acre for each 1 inch band width to be treated of cotton grown on 40 inch row spacing. A second or repeat application, if needed, should be timed about 1 to 3 weeks after the first application. Keep spray off cotton foliage. Apply only when cotton is 3 inches high to first bloom. DO NOT apply after first bloom.

Slight burning and reddish discoloration of cotton foliage may occasionally be seen following recommended treatment; however, cotton plants will develop normally.

Special precautions: DO NOT allow spray drift to contact adjacent crops or injury will result. Apply only on still days when weather conditions DO NOT favor drift from areas being treated. Aircraft application of this product should only be made by applicators experienced in use of herbicides, and application should be made in accordance with State and Federal regulations.

Note: Applications to cotton in Florida should be confined to band treatments.

NON-BEARING FRUIT AND NUTS: This product is effective as directed postemergence spray for control of the above listed weeds in non-bearing almond and walnut orchards and plantings of non-bearing apples, apricots, cherries, peaches, pears, plums, and prunes. Mix at a rate of 2 1/2 pints of this product, plus manufacturer's recommended rate of a suitable surfactant, in 50 to 100 gallons of water, as needed for thorough coverage and apply to an area of one acre. For spot treatment of weeds, mix 2 1/2 pints of this product, plus manufacturer's recommended rate of a suitable surfactant, in 50 gallons of water and apply to point of run-off. Application should be made when weeds are small during warm weather and when conditions are favorable for good weed growth. If regrowth occurs, repeat applications should be made, but not more than three applications per year. DO NOT allow spray solution to contact foliage, stems or bark of trees or vines. DO NOT use around trees or vines from which crops will be harvested within one year. DO NOT graze treated areas. In Florida, use only as a spot treatment.

CITRUS, BEARING AND NON-BEARING: This herbicide is useful as a directed application in citrus orchards, such as orange, grapefruit, tangerine, lemon and lime orchards. It should be applied at the rate of 2 1/2 to 5 pints per acre. Mix at the rate of 2 1/2 pints, plus manufacturer's recommended rate of a suitable surfactant, in 50 gallons of water. Apply as a directed spray in interspaces and around base of trees. Spray unwanted vegetation to just short of run-off. If regrowth occurs, reapply as required; however, DO NOT exceed 3 applications per year. DO NOT allow spray solution to contact fruit, leaves, stems or bark. Use a shield, if necessary, for nursery plantings or young trees. In Florida, use only as a spot treatment.

BLUEGRASS, FESCUE, & RYEGRASS GROWN FOR SEED (Pacific Northwest): For control of wild oats and certain other broadleaf and grassy weeds, apply 5 1/2 to 7 1/4 pints of this product, plus manufacturer's recommended rate of a suitable surfactant, per acre in sufficient water for good coverage. Application can be made any time after weeds emerge and before grass has reached boot stage. Use on grasses grown for seed only. DO NOT use more than one application per year. DO NOT apply after boot stage. DO NOT graze treated crop or allow hay, seeds or seed screenings from treated crop to be used for food or feed.

GOLF COURSE AND ORNAMENTAL TURFGRASS: This product can be used for selective control of Bahiagrass, Barnyardgrass, Chickweed, Smooth and Large Crabgrass, Dallisgrass, Nutsedge, Sandbur, and Wood Sorrel with little or no injury to well established, actively growing turfgrass. Mow turfgrass to a height of 1 to 1 1/2 inches before treatment. On new lawns, do not treat until after three mowings. Mix at a rate of 2 1/4 to 2 1/2 pints, plus manufacturer's recommended rate of a suitable surfactant, in 40 to 100 gallons of water for application to one acre. For small areas, mix 1 fluid ounce (2 tablespoons), plus manufacturer's recommended rate of a suitable surfactant, in 5 gallons of water for application to an area of 1,000 square feet. Application should be uniform and thorough to adequately wet all undesirable plants.

Two or more repeat treatments at 14-day intervals may be necessary. Make applications during warm weather when temperature is between 80 and 90°. DO NOT water turf for at least 24 hours after application. Turfgrasses may be temporarily discolored. Bermudagrass, Bluegrass and Zoysiagrass have shown tolerance to properly applied MSMA. Injury may result if applied

to Bentgrass and Fescues. DO NOT apply to St. Augustinegrass, Carpetgrass, Centipedegrass, or to Dichondra lawns. DO NOT reseed until 2 weeks after last application.

FORESTRY:

GENERAL INFORMATION ON TREE CONTROL: This product is designed for crown kill of undesirable trees through spaced-cut injection methods. It is useful for the control of the following conifers: Cedar, Douglas fir, Grand fir, Lodgepole pine, Ponderosa pine, Jack pine, Red pine, Silver pine, and Western hemlock. It is also useful for the control of Big leaf maple, but not most hardwoods. It shows negligible translocation through root grafts and has no residual phytotoxic action in the soil. Forked trees require individual treatment.

CARE OF EQUIPMENT: This product is entirely soluble in water. Rinse all injection equipment thoroughly after use.

USE INSTRUCTIONS:

1. SPACED-CUT INJECTION WITH ANSUL "HYPO-HATCHET" INJECTOR: The Ansul HYPO-HATCHET injector cuts and injects in one operation. When a tree is struck with the injector, a pre-set amount of this product is injected automatically into the sapstream of the tree immediately after impact. The injector works by inertia and is designed to inject at least 1 milliliter of chemical per stroke. The cuts should be evenly spaced around the trunk to give proper distribution into the sapwood. For detailed instructions on how to use the Ansul HYDRO-HATCHET injector, refer to the Operation Manual.

CONIFERS (See General Information on Tree Control) **AND BIG LEAF MAPLE** (Growing Season): For trees less than 8 inches diameter at breast height (DBH), make one cut per 2 inches of DBH (4 1/2" spacing between cut edges) at waist height or below. For trees 8 inches DBH and larger, make one cut per 1 inch DBH (1 1/2" spacing between cut edges).

CONIFERS (Dormant Season): Make one cut per 1 inch of DBH (1 1/2" spacing between cut edges) at waist height or below.


BIG LEAF MAPLE (Dormant Season): Make a complete frill at waist height or below (cuts need not be overlapping).

2. SPACED-CUT APPLICATION: Although spaced-cut application is facilitated by use of the Ansul HYDRO-HATCHET injector, a hatchet or similar cutting tool can be used to make horizontal frills. The number of cuts per tree depends upon the size of the cuts and the volume to be injected, but in any case, should be sufficient to hold the herbicide without running down the trunk. Make certain that each cut penetrates into the sapwood. Large trees with full crowns require almost overlapping frills to effect control. Apply this product with a pump-type oil can, plastic squeeze bottle, or other suitable dispenser.

CONIFERS (See General Information on Tree Control) **AND BIG LEAF MAPLE** (Growing Season): For trees less than 8 inches diameter breast height (DBH), apply 1 to 2 milliliters of this product per cut per 2 inches of DBH (6" spacing between cut centerlines) at waist height or below. For trees 8 inches DBH and larger, use 1 to 2 milliliters per cut per 1 inch DBH (3" spacing between centerlines).

CONIFERS (Dormant Season): Apply 1 to 2 milliliters of this product per cut per 1 inch of DBH (3" spacing between cut centerlines)

BIG LEAF MAPLE (Dormant Season): Apply 1 to 2 milliliters of this product per cut in a complete frill at waist height or below (cuts need not be overlapping).



1 fluid ounce = 29.57 milliliters

1 gallon = 3785 milliliters

NON-CROP: This product is effective in control of the above listed weeds and many similar weeds on drainage ditch banks, rights-of-way (including highway, railroad, pipeline, and utility), fence rows, golf course sand traps, storage yards and many similar non-crop areas. Application should be made when weeds are small and conditions are favorable for good weed growth. Mix at a rate of 2 1/2 to 6 pints of this product, plus manufacturer's recommended rate of a suitable surfactant, in 40 to 50 gallons of water for application to one acre. Use higher rates and spray volume for dense weed growth. For small areas, use 1 to 2 fluid ounces in 5 gallons per 1,000 square feet. Spray undesirable vegetation thoroughly to point of runoff. Adequate coverage and complete wetting of foliage is important for effective control. Repeat applications may be necessary if regrowth occurs. Use only as spot treatment in Florida.

WARRANTY LIMITATIONS AND DISCLAIMER

Seller warrants that this product conforms to the chemical description on the label and is reasonably fit for the purposes stated on the label when used in strict accordance with the DIRECTIONS FOR USE when used under normal conditions. THIS IS THE ONLY WARRANTY MADE ON THIS PRODUCT. NO OTHER EXPRESS AND NO IMPLIED WARRANTY OF MERCHANTABILITY OR FITNESS FOR A PARTICULAR PURPOSE IS MADE OUTSIDE OF THIS LABEL. Therefore, neither this warranty nor any other warranty of merchantability or fitness for a particular purpose, express or implied, extends to the use of this product contrary to label instructions (including conditions noted on the label, such as unfavorable temperatures, soil conditions, etc.), under abnormal conditions (such as excessive rainfall, drought, tornadoes, hurricanes, etc.) or under conditions not reasonably foreseeable to or beyond the control of seller.

When buyer or user suffers losses or damages resulting from the use or handling of this product (including claims based on contract, negligence, strict liability, or other legal theories), buyer or user must promptly notify seller, in writing, of any claims to be eligible to receive either remedy given below. The EXCLUSIVE REMEDY OF THE BUYER OR USER and the LIMIT OF LIABILITY of seller will be one of the following, at the election of the seller:

1. Refund of purchase price paid by buyer or user for product bought or
2. Replacement of amount of product used.

The seller will not be liable for consequential or incidental damages or losses.

The terms of this Warranty Limitations and Disclaimer cannot be varied by any written or verbal statements or agreements. Any employee or sales agent of the seller is not authorized to vary or exceed the terms of this Warranty Limitations and Disclaimer in any manner.