


Please read instructions on reverse before completing form.

Form Approved. OMB No. 2070-0060. Approval expires 11-30-93

<b>(A)</b> 	United States Environmental Protection Agency Office of Pesticide Programs (H7505C) Washington, DC 20460	<input type="checkbox"/> Registration	OPP Identifier Number <b>185704</b>
		<input type="checkbox"/> Amendment	
		<input checked="" type="checkbox"/> Other	

**Section I**

1. Company/Product Number 42750-21	2. EPA Product Manager Joanne I. Miller	3. Proposed Classification <input checked="" type="checkbox"/> None <input type="checkbox"/> Restricted
4. Company/Product (Name) 2,4-D Amine No. 6	PMS 23	
5. Name and Address of Applicant (Include ZIP Code) Albaugh, Inc. 1517 N. Ankeny Blvd. Ankeny, Iowa 50021 <input type="checkbox"/> Check if this is a new address	6. Expedited Review. In accordance with FIFRA Section 3(c)(3) (b)(i), my product is similar or identical in composition and labeling to:  EPA Reg. No. _____ Product Name _____	

**Section II**

<input type="checkbox"/> Amendment - Explain below	<input type="checkbox"/> Final printed labels in response to Agency letter dated _____
<input type="checkbox"/> Resubmission in response to Agency letter dated _____	<input type="checkbox"/> "Me Too" Application.
<input checked="" type="checkbox"/> Notification - Explain below.	<input type="checkbox"/> Other - explain below.

Explanation: Use additional page(s) if necessary. (For section I and Section II.)

Notification in response to PR Notice 93-3 revising wetlands statement.


**NOTIFICATION LABEL NOT REVIEWED PER PR NOTICE 93-3**

DATE 7/1/93

**Section III**

1. Material This Product Will Be Packaged In:				2. Type of Container	
Child-Resistant Packaging <input type="checkbox"/> Yes* <input type="checkbox"/> No	Unit Packaging <input type="checkbox"/> Yes <input type="checkbox"/> No	Water Soluble Packaging <input type="checkbox"/> Yes <input type="checkbox"/> No		<input type="checkbox"/> Metal	<input type="checkbox"/> Plastic
	If "Yes," Unit Package wgt.	No. per container	If "Yes," Package wgt.	No. per container	<input type="checkbox"/> Glass
* Certification must be submitted.					<input type="checkbox"/> Paper
					<input type="checkbox"/> Other (Specify) _____
3. Location of Net Contents Information <input type="checkbox"/> Label <input type="checkbox"/> Container		4. Size(s) of Retail Container		5. Location of Label Directions <input type="checkbox"/> On Label <input type="checkbox"/> On Labeling accompanying product	
6. Manner in Which Label is Affixed To Product <input type="checkbox"/> Lithograph <input type="checkbox"/> Paper glued <input type="checkbox"/> Stenciled			<input type="checkbox"/> Other ( _____ )		

**Section IV**

1. Contact Point (Complete items directly below for identification of individual to be contacted, if necessary, to process this application.)					
Name Alice Walker, Ph.D.		Title Regulatory Consultant		Telephone No: (Include Area Code) 601-562-5995	
<b>Certification</b> I certify that the statements I have made on this form and all attachments thereto are true, accurate and complete. I acknowledge that any knowingly false or misleading statement may be punishable by fine or imprisonment or both under applicable law.					6. Date Application Received (Stamped)
2. Signature 		3. Title Regulatory Consultant			
4. Typed Name Alice Walker, Ph.D.		5. Date June 1, 1993			

2514

ALBAUGH, INC.

2,4-D AMINE NO. 5

HERBICIDE

**ACTIVE INGREDIENT:**

Dimethylamine Salt of 2,4-Dichlorophenoxyacetic Acid .....66.2%

INERT INGREDIENTS:.....33.8%

TOTAL .....100.0%

Equivalent to 55.0% of 2,4-Dichlorophenoxyacetic acid or 5.6 lb./gal. Isomer specific by AOAC Method.

EPA Reg. No. 42750-21

EPA Est. No. 42545-MO-1

**KEEP OUT OF REACH OF CHILDREN**

**DANGER - PELIGRO**

**PRECAUCION AL USUARIO:** Si usted no lee ingles, no use este producto hasta que la etiqueta le haya sido explicada ampliamente.

**STATEMENT OF PRACTICAL TREATMENT**

**IF SWALLOWED:** Drink one to two glasses of water and induce vomiting by touching back of throat with finger. Do not give anything by mouth to an unconscious person. Get medical attention.

**IF ON SKIN:** Wash contaminated areas thoroughly with soap and water. Do not reuse contaminated clothing until washed. Get medical attention if irritation persists.

**IF IN EYES:** Flush with plenty of clean water for 15 minutes. Get medical attention.

**FOR CHEMICAL SPILL, LEAK, FIRE, OR EXPOSURE;**

**CALL CHEMTREC (800) 424-9300.**

**NOTIFICATION  
LABEL NOT REVIEWED  
PER PR NOTICE 88-6  
DATE. 7/1/93**

3914  
2

## PRECAUTIONARY STATEMENTS

### DANGER

#### HAZARDS TO HUMANS AND DOMESTIC ANIMALS

Causes irreversible eye damage. Harmful if swallowed. Avoid breathing spray mist. Avoid contact with eyes, skin, or clothing. In case of contact, wash skin with plenty of soap and water. For eyes, flush with water for at least 15 minutes, then get medical attention. For skin, get medical attention if irritation persists. Do not apply this product in such a manner as to directly or through drift expose workers or other persons. The area being treated must be vacated by unprotected persons.

When mixing, loading, or applying this product or repairing or cleaning equipment used with this product, wear eye protection (face shield or safety glasses), chemical-resistant gloves (nitrile), long-sleeved shirt, long pants, socks and shoes. For aerial applicators in enclosed cockpits and applicators applying this product from a tractor that has a completely enclosed cab, eye protection is not required.

Wash hands, face and arms with soap and water as soon as possible after mixing, loading, or applying this product. Wash hands, face and arms with soap and water before using toilet. After work, remove all clothing and shower using soap and water. Do not reuse clothing worn during the previous day's mixing and loading or application of this product without cleaning first. Clothing must be kept and washed separately from other household laundry. Remove saturated clothing as soon as possible and shower.

If this container contains over 1 gallon and less than 5 gallons, persons engaged in open pouring of this product must also wear coveralls or a chemical-resistant apron.

If this container contains 5 gallons or more in capacity, a mechanical system (probe and pump) must be used for transferring the contents of this container. If the contents of a non-refillable pesticide container are emptied, the probe must be rinsed before removal.

#### ENVIRONMENTAL HAZARDS

This product is toxic to aquatic invertebrates. Drift or runoff may adversely affect aquatic invertebrates and nontarget plants. For terrestrial uses, do not apply directly to water, or to areas where surface water is present, or to intertidal areas below the mean high water mark. Do not contaminate water when disposing of equipment washwaters.

Most cases of groundwater contamination involving phenoxy herbicides such as 2,4-D have been associated with mixing/loading and disposal sites. Caution should be exercised when handling 2,4-D pesticides at such sites to prevent contamination of groundwater supplies. Use of closed systems for mixing or transferring this pesticide will reduce the probability of spills. Placement of the mixing/loading equipment on an impervious pad to contain spills will help prevent groundwater contamination.

**Before buying or using this product, read "Warranty Limitations and Disclaimer" elsewhere on this label. If terms are not acceptable, return unopened package at once to seller for full refund of purchase price paid. Otherwise, use by the buyer or any other user constitutes acceptance of the terms under the Warranty Limitations and Disclaimer.**

### **STORAGE AND DISPOSAL**

**STORAGE:** Do not contaminate water, food or feed by storage or disposal. Open dumping is prohibited. Do not store this product near fertilizers, seeds, insecticides, or fungicides. Reclose all partially used containers by thoroughly tightening screw cap. Absorb any spill with a suitable clay absorbent and dispose of as indicated under "Pesticide Disposal."

Protect from freezing, If stored below freezing, the product must be warmed to at least 70°F and agitated before using. This does not affect the efficiency of this product.

For safety and prevention of unauthorized use, all pesticides should be stored in locked facilities.

To prevent accidental misuse, different pesticides should be stored in separate areas with enough distance between to provide clear identification.

Opened, partially used pesticides should be stored in original labeled containers when possible. When transfer to another container is necessary because of leakage or damage, carefully mark and identify contents of the new container.

**PESTICIDE DISPOSAL:** Pesticide wastes are toxic. Improper disposal of excess pesticide, spray mixture, or rinsate is a violation of federal law and may contaminate groundwater. If these wastes cannot be disposed of by use according to label instructions, contact your state Pesticide or Environmental Control Agency or the Hazardous Waste Representative at the nearest EPA Regional Office for guidance.


### **CONTAINER DISPOSAL**

**METAL CONTAINERS:** Triple rinse (or equivalent), adding rinsate to spray tank. Then offer for recycling or reconditioning, or puncture and dispose of in a sanitary landfill, or by other procedures approved by state and local authorities.

**PLASTIC CONTAINERS:** Triple rinse (or equivalent), adding rinsate to spray tank. Then offer for recycling or reconditioning, or puncture and dispose of in a sanitary landfill, or incineration, or, if allowed by state and local authorities, by burning. If burned, stay out of smoke.

### **DIRECTIONS FOR USE**

It is a violation of Federal law to use this product in a manner inconsistent with this labeling.



## AGRICULTURAL USE REQUIREMENTS

Do not enter or allow worker entry into treated areas during the restricted-entry interval (REI) of 48 hours. Because certain states may require more restrictive reentry intervals for various crops treated with this product, consult your state Department of Agriculture for further information.

**Re-Entry for Turf Sites (excluding sod farms):** Do not allow people (other than applicator) or pets on treatment area during application. Do not enter treatment areas until spray has dried.

For early entry to treated areas that is permitted under the Worker Protection Standard and that involves contact with anything that has been treated, such as plants, soil, or water, wear: eye protection (face shield or safety glasses), chemical-resistant gloves (nitrile), long-sleeved shirt, long pants, socks, and shoes.

Because certain states may require more restrictive reentry intervals for various crops treated with this product, consult your State Department of Agriculture for further information.

Written or oral warnings must be given to workers who are expected to be in a treated area or in an area about to be treated with this product. The front panel PRECAUTIONARY STATEMENTS should be read to workers as well as the instruction not to enter until sprays have dried. When oral warnings are given, warnings shall be given in a language customarily understood by the workers. Oral warnings must be given if there is reason to believe that written warnings cannot be understood by workers. Written warnings must include the following information: DANGER: Area treated with 2,4-D on (date of application). Do not enter without appropriate protective clothing until sprays have dried. (Insert here Statements of Practical Treatment as on front panel.)

## GENERAL INFORMATION

Performance of this product may be affected by local conditions, crop varieties, and application method. User should consult local Extension Service, Agricultural Experiment, or University Weed Specialists, and state regulatory agencies for recommendations in your area.

Best results are obtained when product is applied to young succulent weeds that are actively growing. The lower recommended rates will be satisfactory on susceptible annual weeds. For perennial weeds and conditions such as the very dry areas of the western states, where control is difficult, the higher recommended rates should be used.

When product is used for weed control in crops, the growth stage of the crop must be considered.

Some plants and weeds, especially woody varieties, are difficult to control and may



require repeat applications.

Application rates should be 3 to 5 gallons of total spray by air or 5 to 25 gallons by ground equipment unless otherwise directed. In either case, use the same amount of 2,4-D recommended per acre. For crop uses, do not mix with oil, surfactants, or other adjuvants unless specifically recommended. To do so may reduce herbicide's selectivity and could result in crop damage.

Aerial applications should be used only when there is no danger of drift to susceptible crops. Many states have regulations concerning aerial application of 2,4-D formulations. Consult local regulatory authorities before making applications. This product contains Dimethylamine salt of 2,4-D, one of the least volatile forms of 2,4-D.

Because coarse sprays are less likely to drift than fine, do not use equipment (such as hollow cone small orifice nozzles) or conditions (such as high pressure) that produce such sprays.

Product should not be allowed to come into contact with desirable, susceptible plants such as beans, cotton, fruit trees, grapes, legumes, ornamentals, peas, tomatoes, and other vegetables. Product should not be used in greenhouses. Excessive amounts of this product in the soil may temporarily inhibit seed germination and all plant growth.

Users should note that herbicide treatment of public water requires a permit from appropriate state agencies in most states. Your state Conservation Department, or Game and Fish Commission will aid you in securing a permit in your state.

If stored below freezing, product should be warmed to 70°F and agitated before using. This does not affect the efficiency of the product.

Spray equipment used to apply 2,4-D should not be used for any other purpose until thoroughly cleaned by a suitable chemical cleaner.

**Spray Preparation:** Add the recommended amount of product to approximately 1/2 the volume of water to be used for spraying. Agitate well, then add the remainder of the water. Continue agitation during application until spray tank is empty.

**Use in Liquid Nitrogen Fertilizer:** Product may be combined with liquid nitrogen fertilizer suitable for foliar application on corn, grass, pastures, or small grains in one operation. Use product according to directions on this label for those crops. Use liquid nitrogen fertilizer at rates recommended by supplier or Extension Service Specialist. Mix the product and fertilizer according to the following instructions:

Fill the spray tank approximately 1/2 full with the liquid nitrogen fertilizer. In a separate clean container, mix the amount of product to be used with an equal amount of water. Add the product mixture to the spray tank while agitating. Add the remainder of the fertilizer while continuing to agitate. Apply immediately, maintaining agitation during application until tank is empty. **DO NOT APPLY DURING COLD (NEAR FREEZING) WEATHER.** Spray mixture must be used

••••

7914  
6

immediately and may not be stored.

**NOTE:** Pre-mixing the product with an equal amount of water is important.

**WHERE TO USE**

This product is used to control broadleaf weeds in cereal crops, corn, and sorghum; weeds, and brush in rangeland, pastures, rights-of-way, and similar noncrop uses; tree injection and for aquatic weed control.

**RECOMMENDED RATES OF PRODUCT PER ACRE\*\***

Crop	Normal Rates (usually safe to crop)	Higher Rates for Special Situations* (more likely to injure crop)
<b>Small Grains:</b>		
Spring Postemergent wheat, barley, rye, oats	1/2 to 1 pint 1/3 to 2/3 pint	1-1/3 to 2 pints 1 to 1-1/3 pints
Preharvest (dough stage) wheat, barley oats	2/3 to 1-1/2 pints	1-1/3 to 2 pints
<b>Corn:</b>		
Preemergent	1-1/3 to 2-2/3 pints	1 pint
Emergent	2/3 pint	1 pint
Postemergent-up to 8 inches tall	1/3 to 2/3 pint	1 to 1-1/3 pints
8 inches to tasseling (use only directed spray)	2/3 pint	1 to 1-1/3 pints
Preharvest	2/3 to 1-2/3 pints	
<b>Sorghum (Milo):</b>		
Postemergent	1/2 to 2/3 pint	1 to 1-1/3 pints
6 to 8 inches tall 8 to 15 inches tall (use only directed spray)	2/3 pint	1 to 1-1/3 pints
<b>Rice:</b>	2/3 to 1-2/3 pints	1-1/3 to 2 pints
<b>Sugarcane:</b>		
Preemergent	2-2/3 pints	
Postemergent	1 to 1-1/3 pints	

NOTE: The higher rates as recommended above may be necessary to control difficult weed problems, such as dry conditions in the Western States. They should not be used, however, unless possible crop injury is acceptable. User should consult local Extension Service or Agriculture Experiment Station Weed Specialist for recommendations on special conditions.

\*Arizona, Idaho, Montana, Oregon, Utah, Washington, Wyoming  
\*\*If band treatment is used, base the dosage rate on the actual area sprayed.

### WEEDS CONTROLLED

When used properly, product will kill or control the following, in addition to many other noxious plants susceptible to 2,4-D:

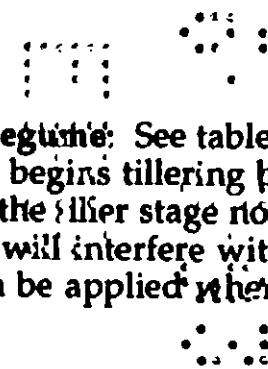
- |                    |               |                  |
|--------------------|---------------|------------------|
| Alligatorweed      | Dandelion     | Pokeweed         |
| Arrowhead          | Dock          | Povertyweed      |
| Artichoke          | Duckweed      | Puncturevine     |
| Bindweed           | Elderberry    | Purslane         |
| (hedge, field      | Goldenrod     | Rush             |
| and European)      | Ground ivy    | Russian thistle  |
| Bitter wintercress | Hemp          | Sagebrush        |
| Boxelder           | Hoary cress   | Shepherdspurse   |
| Buckhorn           | Honeysuckle   | Sowthistle       |
| Bull thistle       | Indigo        | Stinkweed        |
| Bulrush            | Ironweed      | Sumac            |
| Burdock            | Jimson weed   | Sunflower        |
| Bur ragweed        | Lambsquarters | Virginia creeper |
| Buttercup          | Locoweed      | Waterhyacinth    |
| Catnip             | Mexican weed  | Waterlily        |
| Chickweed          | Morningglory  | Waterprimrose    |
| Chickory           | Mustard       | Wild lettuce     |
| Cocklebur          | Parrotfeather | Wild radish      |
| Coffeebean         | Pennywort     | Willow           |
| Creeping jenny     | Pigweed       |                  |
| Curly indigo       | Plantain      |                  |

### LESS SUSCEPTIBLE WEEDS

- |                  |            |             |
|------------------|------------|-------------|
| Kochia           | Poison ivy | Wild garlic |
| Pigweed (hybrid) | Smartweed  | Wild onion  |

### CROPS

Small grains (barley, oats, wheat, rye), not underseeded with a legume: See table for recommended use rates. Spray when weeds are small after grain begins tillering but before boot stage (usually 4 to 8 inches tall). Do not apply before the tiller stage nor from early boot through milk stage. To control large weeds that will interfere with harvest or to suppress perennial weeds, preharvest treatment can be applied when the





grain is in the dough stage. Best results will be obtained when soil moisture is adequate for plant growth and weeds are growing well.

**Spring Planted Oats:** Apply in sufficient water to give good coverage. Apply after the fully tillered stage, except during the boot to dough stage.

**Fall Planted Oats:** Apply after full tillering but before early boot stage. Some difficult weeds may require the higher rates of 2/3 to 1 pint per acre for maximum control but injury may result. Do not spray during or immediately following cold weather.

**Note:** Oats are less tolerant to 2,4-D than wheat or barley and more likely to be injured.

**Note:** Do not permit dairy animals or meat animals being finished for slaughter to forage or graze treated grain fields within 14 days after treatment. Do not feed treated straw to livestock.

**For Emergency Weed Control in Wheat:** Perennial broadleaf weeds-apply 2 pints per acre when weeds are approaching bud stage. Do not spray grain in the boot to dough stage. The 2 pint per acre application can produce injury to wheat. Balance the severity of your weed problem against the possibility of crop damage. Where perennial weeds are scattered, spot treatment is suggested to minimize the extent of crop injury.

**Wild Garlic in Grain Stubble:** To prevent new growth of garlic following harvest, apply 1-1/3 to 2 quarts of product per acre to stubble. Do not forage for 14 days following application. Do not plant any crop for 3 months after treatment or until 2,4-D has disappeared from soil.

**Corn:** See table for recommended use rates.

**Preemergent:** Apply product from 3 to 5 days after planting but before corn emerges. Do not use on very light, sandy soils. Use the higher rates on heavy soils. Plant corn as deep as practical.

**Post Emergent:** Best results are usually obtained when weeds are small and corn is 5 to 18 inches tall. When corn is over 8 inches tall, use drop nozzles to keep spray off corn foliage as much as possible. Do not apply from tasseling to dough stage. If corn is growing rapidly and temperature and soil moisture is high, use 1/3 pint per acre rate to reduce possibility of crop damage. Delay cultivation for 8 to 10 days to prevent stalk breakage due to temporary brittleness caused by 2,4-D. Application rates of up to 2/3 pint per acre may be used to control some hard to control weeds. However, the possibility of injury to the corn is increased.

Do not use with atrazine, oil or other adjuvants. Since the tolerance to 2,4-D of individual hybrids varies, consult your seed supplier, local Extension Service, Agricultural Experiment Station, or University Weed Specialist for information.

**Pre-Harvest:** After the hard dough or denting stage, apply 2/3 to 1-1/3 pints of

product per acre by air or ground equipment to suppress perennial weeds, decrease weed seed production, and control tall weeds such as Bindweed, Cocklebur, Dogbane, Jimsonweed, Ragweed, Sunflower, Velvetleaf, and vines that interfere with harvesting. Do not forage or feed corn fodder to livestock for 7 days following application.

**Note:** Hybrids vary in tolerance to 2,4-D. Some are easily injured. Spray only varieties known to be tolerant to 2,4-D. Consult the seed company or your Agricultural Experiment Station or Extension Service Weed Specialist for this information.

**Rice:** See table for recommended use rates. Apply in the later tillering stage of rice development at the time of first joint development (first to second green ring) usually 6 to 9 weeks after emergence. Do not apply after panicle initiation, after rice internodes exceed 1/2 inch, at early seedling, early panicle, boot, flowering, or early heading growth stages.

**Note:** Some rice varieties under certain conditions can be injured by 2,4-D. Therefore, before spraying consult local Extension Service or university specialists for appropriate rates and timing or 2,4-D sprays.

**Sorghum (Milo):** See table for recommended rate.

Apply sorghum when crop is 4 to 12 inches high with secondary roots well established. Use drop nozzles when crop is over 10 inches high. Do not apply from flowering to dough stage. Rates of up to 2/3 pint per acre may be used to control some hard to control weeds. However, the chance of crop injury is increased with the higher rates. Do not use with oil. Use lower rate if conditions of high temperature and high soil moisture exist.

**Sugarcane:** See table for recommended rate.

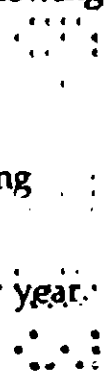
Apply as a pre-or post emergent spray in the spring after canes emerge and through lay-by. Consult your local Agricultural Experiment or Extension Service Weed Specialists on specific use of this product, or in combination with Dalapon, to control broadleaved and grass weeds.

**Ornamental Turf:** Use 2/3 to 2 pints of product in enough water to give good coverage to one acre on established stands of perennial grasses, depending on type of weeds and stage of growth. Do not use on creeping grasses such as Bent except for spot spraying. Newly seeded turf should not be treated until after the second mowing and the lower dosage rate should be used.

**NOTES FOR ALL TURF SITES (EXCLUDING SOD FARMS):**

Do not allow people (other than applicator) or pets on treatment area during application. Do not enter treatment areas until spray has dried.

The maximum number of broadcast applications per treatment site is 2 per year.



When using this product, wear long-sleeved shirt, long pants, socks, shoes, and chemical-resistant gloves. It is recommended that safety glasses include front, brow and temple protection.

After using this product, rinse gloves before removing, remove clothing and launder separately before reuse, and promptly and thoroughly wash hands and exposed skin with soap and water. Remove saturated clothing as soon as possible and shower.

**Grass Seed Crops:** Apply 2/3 to 2-2/3 pints of product per acre in the spring or fall to control broadleaf weeds in grass being grown for seed. Do not apply from early boot to milk stage. Spray seedling grass only after the five leaf stage, using 1/2 to 2/3 pint per acre to control small seedling weeds. After the grass is well established, higher rates of up to 2-2/3 pints per acre can be used to control hard to control annual or perennial weeds. For best results, apply when soil moisture is adequate for good growth. Do not use on Bent unless injury can be tolerated. Do not graze dairy cattle within 7 days of application. Do not apply this product within 30 days of cutting grass for hay. Remove meat animals from treated areas 3 days prior to slaughter.

**Fallow Land:** On established perennial species such as Canada thistle and Field bindweed, apply up to 2 quarts of product per acre. For annual broadleaf weeds, apply 1/2 to 1-2/3 quarts per acre. Do not plant any crop for 3 months after treatment or until 2,4-D has disappeared from soil.

**Established Pastures and Rangelands:** Use 2/3 to 2-2/3 pints of product in sufficient water to give good coverage to one acre depending on type of weeds and stage of growth. Use only on established stands of perennial grasses. DO NOT graze dairy animals not cut forage for hay within 7 days of application. Do not use on bentgrass, alfalfa, clover, or other legumes. Do not use from early boot to milk stage where grass seed production is desired. Do not graze dairy cattle within 7 days of application. Do not apply this product within 30 days of cutting grass for hay. Remove meat animals from treated areas 3 days prior to slaughter

**Control of Southern Wild Rose:** On rangelands, roadsides, and fencerows, use 2/3 gallon of product plus 4 to 8 fluid ounces of an agricultural surfactant per 100 gallons of water and spray thoroughly as soon as foliage is well developed. Two or more treatments may be required. On rangeland, apply a maximum of 4 quarts of product per acre per application. Do not graze dairy animals on treated areas within 7 days after application.

**General Weed Control:** (Airfields, Roadsides, Vacant Lots, Drainage Ditch Banks, Fence Rows, Industrial Sites and similar areas):

Use 2/3 to 2 quarts of product per acre. Usually 1-1/3 quarts per acre will give adequate control. Do not use on herbaceous ground covers or creeping grass such as Bent. Legumes will usually be damaged or killed. Deep-rooted perennials may require repeat applications. Do not use on freshly seeded turf until grass is well established. Do not use of turf grasses until grass is well established. Delay reseeding for 3 months or until 2,4-D has disappeared from soil.

**Rights of way:** Apply up to 1-1/3 gallons of product per acre for the control of perennial broadleaf weeds and susceptible woody species. For less susceptible perennial broadleaf weeds and difficult to control woody species, use a combination of 1-1/3 gallons of product plus 1 to 4 quarts of Garlon® 3A herbicide per acre. For ground application, apply in 20 to 400 gallons of water, depending on the height of the weeds and brush. Use the higher volumes of up to 400 gallon per acre for dense brush 6 feet tall or higher. For aerial application, use 10 to 30 gallons per acre total spray volume.

**Woody Plant Control:** To control woody plants susceptible to 2,4-D, such as Alder, Buckbrush, Elderberry, Sumac, and Willow on non-crop areas, use 1-1/3 to 2 quarts of product per acre in 100 gallons of water. Wet all parts of the plants thoroughly, including stem and foliage, to the point of runoff. Higher volumes of up to 400 gallons per acre are necessary where the brush is very dense and over 6 to 8 feet high. Applications are more effective when made on actively growing plants. Treatment should not be made during time of severe drought or in early fall when leaves lose their green color. Hard to control species may require re-treatment next season.

**Tree Injection:** For the control of unwanted hardwoods such as elm, oak, hickory, and sweet gum in forest and non-crop areas, apply undiluted product by injecting 2/3 ml through the bark, using one injection per inch of trunk diameter measured at breast height (4-1/2 feet). For harder to control species (ash, maple, dogwood), use 1-1/3 ml of undiluted product per injection. All injections should be as near the root collar as possible and should be evenly spaced around the trunk. Injections may be made at any time of the year but are most effective during the growing season. Maples should not be treated during the spring sap rise.

**For Dilute Injection:** Mix 2/3 gallon of product in 19 gallons of water for dilute injections.

### AQUATIC APPLICATIONS

**Weeds and Brush on Irrigation Canal Ditchbanks - Seventeen Western States:** Arizona, California, Colorado, Idaho, Kansas, Montana, Nebraska, New Mexico, Nevada, North Dakota, Oklahoma, Oregon, South Dakota, Texas, Utah, Washington, Wyoming.

For control of annual and perennial broadleaf weeds, apply 2/3 to 1-1/3 quarts of product per acre in approximately 20 to 100 gallons of total spray. Treat when weeds are young and actively growing before the bud or early bloom stage. For harder to control weeds, a repeat spray may be needed after 3 to 4 weeks for maximum results, using the same rates.

Apply no more than 2 treatments per season. For woody brush and patches of perennial broadleaf weeds, mix 2/3 gallon of product in 150 gallons of water. Wet foliage thoroughly, using approximately 1 gallon of spray solution per square rod.

**Spraying Instructions:** Low pressure (10 to 40 psi) power spray equipment should be used and mounted on a truck, tractor, or boat. Apply while traveling upstream to

avoid accidental concentration of chemical into water. Spray when the air is calm, 5 mph or less. Do not use on small canals (less than 10 CFS where water will be used for drinking purposes.

Boom spraying onto water surface must be held to a minimum and no cross-stream spraying to opposite banks should be permitted. When spraying shoreline weeds, allow no more than 2-foot overspray onto water with an average of less than 1-foot overspray to prevent introduction of greater than negligible amounts of chemical into the water.

Do not allow dairy animals to graze on treated areas for at least 7 days after spraying. Water within treated banks should not be fished.

**For Aquatic Weeds in Lakes, Ponds, Drainage Ditches, and Marshes:** Use 1-2/3 to 3 pints of product in 50 to 100 gallons of water per acre. Spray to wet foliage thoroughly. Application should be made when leaves are fully developed, above water line, and plants are actively growing. Your State Conservation Department or Game and Fish Commission will assist you in determining the best time and rate for application under local conditions.

**DO NOT APPLY** to more than 1/3 to 1/2 of a lake or pond in any one month because excessive decaying vegetation may deplete oxygen content of water and kill fish.

Do not contaminate water intended for irrigation or domestic purposes except as indicated in directions for use on irrigation ditchbanks.

Perennial and other hard to control weeds may require a repeat application to give adequate control.

**WARRANTY LIMITATIONS AND DISCLAIMER**

Seller warrants that this product conforms to the chemical description on the label and is reasonably fit for the purposes stated on the label when used in strict accordance with the DIRECTIONS FOR USE when used under normal conditions. **THIS IS THE ONLY WARRANTY MADE ON THIS PRODUCT. NO OTHER EXPRESS AND NO IMPLIED WARRANTY OF MERCHANTABILITY OR FITNESS FOR A PARTICULAR PURPOSE IS MADE OUTSIDE OF THIS LABEL.** Therefore, neither this warranty nor any other warranty of merchantability or fitness for a particular purpose, express or implied, extends to the use of this product contrary to label instructions (including conditions noted on the label, such as unfavorable temperatures, soil conditions, etc.), under abnormal conditions (such as excessive rainfall, drought, tornadoes, hurricanes, etc.) or under conditions not reasonably foreseeable to or beyond the control of seller.

When buyer or user suffers losses or damages resulting from the use or handling of this product (including claims based on contract, negligence, strict liability, or other legal theories), buyer or user must promptly notify seller, in writing, of any claims to be eligible to receive either remedy given below. **The EXCLUSIVE REMEDY OF THE BUYER OR USER and the LIMIT OF LIABILITY of seller will be one of the following,**

...

at the election of the seller:

1. Refund of purchase price paid by buyer or user for product bought or
2. Replacement of amount of product used.

The seller will not be liable for consequential or incidental damages or losses.

The terms of this Warranty Limitations and Disclaimer cannot be varied by any written or verbal statements or agreements. Any employee or sales agent of the seller is not authorized to vary or exceed the terms of this Warranty Limitations and Disclaimer in any manner.

|Garlon® is a registered trademark of Dow Chemical.

**Manufactured by:**

**ALBAUGH, INC.  
1517 N. Ankeny Blvd.  
Ankeny, Iowa 50021**