


Please read instructions on reverse before completing form.

Form Approved. OMB No. 2070-0060. Approval expires 11-30-93

| | | | |
|---|--|--|--|
| (A)  | United States Environmental Protection Agency Office of Pesticide Programs (H7505C) Washington, DC 20460 | <input type="checkbox"/> Registration <input type="checkbox"/> Amendment <input checked="" type="checkbox"/> Other | OPP Identifier Number 185710 |
| | Application for Pesticide: | | |
| | Section I | | |

| | | |
|---|--|--|
| 1. Company/Product Number 42750-6 | 2. EPA Product Manager Joanne I. Miller | 3. Proposed Classification <input checked="" type="checkbox"/> None <input type="checkbox"/> Restricted |
| 4. Company/Product (Name) Lo-Vol 6D | PM# 23 | |
| 5. Name and Address of Applicant (Include ZIP Code) Albaugh, Inc. 1517 N. Ankeny Blvd. Ankeny, Iowa 50021 | 6. Expedited Review. In accordance with FIFRA Section 3(c)(3) (b)(i), my product is similar or identical in composition and labeling to: EPA Reg. No. _____ Product Name _____ | |
| <input type="checkbox"/> Check if this is a new address | | |

Section II

| | |
|--|--|
| <input type="checkbox"/> Amendment - Explain below | <input type="checkbox"/> Final printed labels in response to Agency letter dated _____ |
| <input type="checkbox"/> Resubmission in response to Agency letter dated _____ | <input type="checkbox"/> "Me Too" Application. |
| <input checked="" type="checkbox"/> Notification - Explain below. | <input type="checkbox"/> Other - explain below. |

Explanation: Use additional page(s) if necessary. (For section I and Section II.)
Notification in response to PR Notice 93-3 revising wetlands statement.


BEST AVAILABLE COPY

NOTIFICATION LABEL NOT REVIEWED PER PR NOTICE 88-8
DATE 7/1/93

Section III

| | | | | | |
|---|---|--|--|--|--|
| 1. Material This Product Will Be Packaged In: | | | 2. Type of Container | | |
| Child-Resistant Packaging <input type="checkbox"/> Yes* <input type="checkbox"/> No | Unit Packaging <input type="checkbox"/> Yes <input type="checkbox"/> No | Water Soluble Packaging <input type="checkbox"/> Yes <input type="checkbox"/> No | <input type="checkbox"/> Metal <input type="checkbox"/> Plastic <input type="checkbox"/> Glass <input type="checkbox"/> Paper <input type="checkbox"/> Other (Specify) _____ | | |
| * Certification must be submitted. | | If "Yes," Unit Package wgt. _____ No. per container _____ | If "Yes," Package wgt. _____ No. per container _____ | | |
| 3. Location of Net Contents Information <input type="checkbox"/> Label <input type="checkbox"/> Container | | 4. Size(s) of Retail Container | 5. Location of Label Directions <input type="checkbox"/> On Label <input type="checkbox"/> On Labeling accompanying product | | |
| 6. Manner in Which Label is Affixed To Product <input type="checkbox"/> Lithograph <input type="checkbox"/> Paper glued <input type="checkbox"/> Stenciled | | | <input type="checkbox"/> Other (_____) | | |

Section IV

| | | |
|---|---------------------------------------|--|
| 1. Contact Point (Complete items directly below for identification of individual to be contacted, if necessary, to process this application.) | | |
| Name Alice Walker, Ph.D. | Title Regulatory Consultant | Telephone No. (Include Area Code) 602-562-5995 |
| 2. Signature  | | 6. Date Application Received (Stamped) |
| 3. Title Regulatory Consultant | | |
| 4. Typed Name Alice Walker, PhD. | | |
| 5. Date June 1, 1993 | | |

I certify that the statements I have made on this form and all attachments thereto are true, accurate and complete. I acknowledge that any knowingly false or misleading statement may be punishable by fine or imprisonment or both under applicable law.

299

ALBAUGH

Lo-Vol 6D Herbicide

2,4-D low volatile ester

ACTIVE INGREDIENT:

Isooctyl ester of 2,4-dichlorophenoxyacetic acid..... 87.3%

INERT INGREDIENTS:..... 12.7%

TOTAL 100.0%

Equivalent to 57.9% of the 2,4 isomer of 2,4-D or not less than 5.5 pounds of the 2,4 isomer of 2,4-D per gallon.

KEEP OUT OF REACH OF CHILDREN

CAUTION

STATEMENT OF PRACTICAL TREATMENT

IF SWALLOWED: Call a physician or poison control center. Drink one or two glasses of water and induce vomiting by touching the back of the throat with finger. **DO NOT INDUCE VOMITING OR GIVE ANYTHING BY MOUTH TO AN UNCONSCIOUS PERSON.**

IF ON SKIN: Wash with plenty of soap and water. Get medical attention if irritation persists.

IF IN EYES: Flush with plenty of water. Get medical attention if irritation persists.

See side panel for additional **PRECAUTIONARY STATEMENTS.**

EPA Reg. No. 42750-6

EPA Est. No. 42750-IA-1

Manufactured by
ALBAUGH, INC.
Ankeny, Iowa 50021

Net Contents
Gallons

**NOTIFICATION
LABEL NOT REVIEWED
PER PR NOTICE 01-8**
DATE 7/1/93

**PRECAUTIONARY STATEMENTS
CAUTION
HAZARDS TO HUMANS AND DOMESTIC ANIMALS**

Avoid contact with skin, eyes or clothing. Harmful if swallowed. Avoid inhaling vapor or spray mist. Do not apply this product in such a manner as to directly or through drift expose workers or other persons. The area being treated must be vacated by unprotected persons.

When mixing, loading, or applying this product or repairing or cleaning equipment used with this product, wear eye protection (face shield or safety glasses), chemical-resistant gloves (nitrile), long-sleeved shirt, long pants, socks and shoes. For aerial applicators in enclosed cockpits and applicators applying this product from a tractor that has a completely enclosed cab, eye protection is not required.

Wash hands, face and arms with soap and water as soon as possible after mixing, loading, or applying this product. Wash hands, face and arms with soap and water before using toilet. After work, remove all clothing and shower using soap and water. Do not reuse clothing worn during the previous day's mixing and loading or application of this product without cleaning first. Clothing must be kept and washed separately from other household laundry. Remove saturated clothing as soon as possible and shower.

If this container contains over 1 gallon and less than 5 gallons, persons engaged in open pouring of this product must also wear coveralls or a chemical-resistant apron.

If this container contains 5 gallons or more in capacity, a mechanical system (probe and pump) must be used for transferring the contents of this container. If the contents of a non-refillable pesticide container are emptied, the probe must be rinsed before removal.

ENVIRONMENTAL HAZARDS

For terrestrial uses, do not apply directly to water, or to areas where surface water is present or to intertidal areas below the mean high water mark. Do not apply when weather conditions favor drift from target area. Spray equipment used in applying this product should be thoroughly cleaned before using for any other purpose. Use repeated flushing with soap and warm water or suitable chemical cleaner. It is best to use a separate sprayer for application of insecticides and fungicides. Do not contaminate water by cleaning of equipment or disposal of wastes. This product will kill or seriously injure many desirable forms of vegetation. Do not apply directly to flowers, fruits, vegetables, grapes, ornamentals, cotton or other desirable plants. Do not use when there is hazard from drifting mists. (Coarse sprays are less likely to drift.) Vapors from this product may injure susceptible plants in the immediate vicinity. Avoid contamination of water used for domestic purposes and irrigation purposes. Excessive amounts of this product in the soil may temporarily inhibit seed germination and plant growth. Do not apply this product through any type of irrigation system.

GROUNDWATER CONTAMINATION: Most cases of groundwater contamination involving phenoxy herbicides such as 2,4-D have been associated with mixing/loading and disposal sites. Caution should be exercised when handling 2,4-D pesticides at such sites to prevent contamination of groundwater supplies. Use of closed systems for mixing or transferring this pesticide will reduce the probability of spills. Placement of the mixing/loading equipment on an impervious pad to contain spills will help prevent groundwater contamination.

499

PHYSICAL OR CHEMICAL HAZARDS

Do not use, pour, spill or store near heat or open flame.

DIRECTIONS FOR USE

It is a violation of Federal law to use this product in a manner inconsistent with its labeling.

AGRICULTURAL USE REQUIREMENTS

Do not enter or allow worker entry into treated areas during the restricted-entry interval (REI) of 12 hours. Because certain states may require more restrictive reentry intervals for various crops treated with this product, consult your state Department of Agriculture for further information.

Re-Entry for Turf Sites (excluding sod farms): Do not allow people (other than applicator) or pets on treatment area during application. Do not enter treatment areas until spray has dried.

For early entry to treated areas that is permitted under the Worker Protection Standard and that involves contact with anything that has been treated, such as plants, soil, or water, wear: eye protection (face shield or safety glasses), chemical-resistant gloves (nitrile), long-sleeved shirt, long pants, socks, and shoes.

STORAGE AND DISPOSAL

DO NOT CONTAMINATE WATER, FOOD, OR FEED BY STORAGE OR DISPOSAL.

STORAGE

Store in a dry location away from children, animals, foods, feeds, seeds, and other agricultural chemicals. Keep container closed when not using. Do not allow water into container as this will cause deterioration of product. Handle in accordance with information given under PRECAUTIONARY STATEMENTS. Keep storage area locked when not in use. In the event of spillage or leakage, soak up material with absorbent material. Scrape up and dispose of in accordance with information given under PESTICIDE DISPOSAL. Repackage and relabel useable product in a sound container. In case of fire or other emergency, report at once by toll-free telephone to 800-424-9300.

DISPOSAL

PESTICIDE DISPOSAL: Pesticide wastes are toxic. Improper disposal of excess pesticide, spray mixture, or rinsate is a violation of Federal Law. If these wastes cannot be disposed of by use according to label instructions, contact your State Pesticide or Environmental Control Agency or the Hazardous Waste representative at the nearest EPA Regional Office for guidance.

CONTAINER DISPOSAL

Metal: Triple rinse (or equivalent). Then offer for recycling or reconditioning, or puncture and dispose of in a sanitary landfill, or by other procedures approved by state and local authorities.

•••••

Plastic: Triple rinse (or equivalent). Then offer for recycling or reconditioning, or puncture and dispose of in a sanitary landfill, or incineration, or if allowed by state and local authorities, by burning. If burned, stay out of smoke.

Read entire label before using this product.

GENERAL INFORMATION

Lo-Vol 6D is a selective herbicide recommended for the control of many broadleaved weeds in crops, along fence rows, around farm buildings and similar areas.


Lo-Vol 6D may be combined with liquid nitrogen fertilizers suitable for foliar application for weed control and fertilizing corn, small grains, sorghum and pasture grasses in one operation when 10 gallons or more of liquid nitrogen fertilizer is applied per acre. Use Lo-Vol 6D in accordance with recommendations for these crops given on this label. See preparation of the spray for mixing Lo-Vol 6D with liquid nitrogen fertilizers.

The following is a partial list of weeds controlled by Lo-Vol 6D:

- | | | |
|-----------------|------------------|-------------------------|
| Beggartick | Jimsonweed | Smartweed |
| Bindweed | Knotweed | Sowthistle |
| Bitterweed | Lambsquarters | Sumac |
| Blueweed, Texas | Mallow | Sunflower |
| Broomweed | Marshelder | Tansy mustard |
| Buckbrush | Milkvetch | Tansy ragwort (rosette) |
| Burdock | Morningglory | Tumbleweed |
| Canada thistle | Musk thistle | Velvetleaf |
| Carpetweed | Mustards | Vervain |
| Chicory | Nettle, stinging | Vetch |
| Cocklebur | Pennywort | Wild carrot |
| Coffeeweed | Pigweed | Wild garlic |
| Coyotebrush | Plantain | Wild hemp |
| Dandelion | Poorjoe | Wild onion |
| Dock | Puncturevine | Wild radish |
| Dogfennel | Pusley, Florida | Willow |
| Elderberry | Ragweed | Witchweed |
| Galinsoga | Russian thistle | Yellow rocket |
| Goldenrod | Shepherdspurse | |
| Henbit | Sicklepod | |

Note: Local conditions, crop varieties, and application regulations vary and may affect use of this herbicide. Consult local agricultural experiment station or extension service weed specialists and state regulatory agencies for recommendations in your area.

Aerial application may be of use for control of weeds on certain crops where there would be no danger of drift to susceptible crops. Applications should only be made by applicators experienced in the use of 2,4-D formulations. Regulations governing aerial application of herbicides are in effect in many states. Consult local regulatory agencies concerning requirements before making applications.



Treating Small Areas: One tablespoonful of Lo-Vol 6D in 1 1/2 gallons of water is about equal to 1 quart in 100 gallons.

Note: When stored at temperatures below freezing, it may be necessary to warm contents to 45°F and mix thoroughly before using.

USE PRECAUTIONS

Avoid contact with 2,4-D susceptible crops and other desirable broadleaf plants. Lo-Vol 6D is injurious to most broadleaf plants. Therefore, do not apply directly to or otherwise permit even minute amounts to contact cotton, grapes, tobacco, fruit trees, vegetables, flowers, ornamentals or other desirable plants susceptible to 2,4-D. Do not use in or near a greenhouse.

Do not apply in the vicinity of cotton, grapes, tobacco, tomatoes or other desirable 2,4-D susceptible crops or ornamental plants. Do not spray when wind is blowing towards susceptible crops of ornamental plants.

Avoid spray drift. Applications should be made only when there is no hazard from spray drift since very small quantities of the spray, which may not be visible, may severely injure susceptible crops during both growing and dormant periods. Use coarse sprays to minimize drift since under adverse weather conditions, fine spray droplets may drift a mile or more.

Preparation of the Spray: Fill the spray tank with half the required amount of water; then add the recommended amount of Lo-Vol 6D and continue filling the spray tank with balance of water. Keep agitator running when filling spray tank and during spray operations. Use enough spray volume for uniform coverage by ground or air application. In any case, use the same amount of 2,4-D recommended per acre. For crop uses, do not mix with oil, atrazine, surfactant or other adjuvants unless specifically recommended as this may reduce selectivity to crops resulting in crop damage.

To Prepare a Spray with Liquid Nitrogen Solutions: Use the liquid fertilizer at rates recommended by supplier or extension service specialist. To prepare the spray, pre-mix the recommended volume of Lo-Vol 6D with an equal volume of water. Add the pre-mix to the fertilizer. Use a minimum of 10 gallons of nitrogen fertilizer solution per acre. Add water to give recommended spray volume per acre and maintain continuous agitation during mixing and spraying. Apply the spray the same day it is prepared.

Do not store the fertilizer and Lo-Vol 6D spray mixture.

Time of Application: Best results are obtained when Lo-Vol 6D is used on young weeds that are actively growing. Application of lower recommended rates to susceptible annual weeds usually will be satisfactory, but for perennial weeds and other conditions, such as in very dry areas where control is difficult, use higher recommended rates and increase the volume of water per acre. When used as a selective spray on crops the stage of growth of the crop must be considered. Some woody plants and weeds are hard to control and repeat applications may be necessary.

Small Grains (Wheat, Barley, Rye): Apply Lo-Vol 6D on small grains when fully tillered or stooled (4 to 8 inches tall), but before the "boot" stage. Crop injury may result if applied earlier than "tiller" or from early "boot" through the "milk" stage. Do not use on grain undersown



with legumes such as alfalfa or clovers. Do not graze or feed forage from treated fields within 2 weeks after treatment. See chart for recommended rates.

For late season use to control large succulent weeds, apply 2/3 to 1 1/3 pints per acre on small grain from dough stage to harvest. Use only when weeds threaten to interfere with harvest operations. Do not use treated straw for livestock feed.

Corn: Preemergence -- Best results are obtained with Lo-Vol 6D when applied 3 to 5 days after planting but before corn emerges. Do not apply to light sandy soils.

Postemergence -- Apply Lo-Vol 6D from emergence to tasseling. When spraying corn above 10 inches in height, use nozzle extensions ("corn drops"), directing the spray at base of the corn plant to keep the spray off the leaves as much as possible. Do not apply from tassel emergence to dough stage. Crop injury is more likely to occur if corn is growing rapidly under high temperature and high soil moisture conditions. Under such conditions, use the lowest recommended rates. Delay cultivation for 8 to 10 days after application to reduce stalk breakage resulting from temporary brittleness caused by 2,4-D. Hybrids vary in tolerance to 2,4-D. Consult local agricultural experiment station or extension service weed specialists regarding the use of 2,4-D on your specific hybrid. See chart for recommended rates.

Corn: Preharvest -- Apply 2/3 to 1 1/3 pints per acre with air or ground equipment after the hard dough (dent stage) to suppress weeds that interfere with harvest such as bindweed, cocklebur, dogbane, jimsonweed, ragweed, sunflower, velvetleaf and certain other broadleaf weeds, and to decrease production of weed seeds. The high rate should be used on difficult-to-control weeds growing under stress conditions.

Sorghum: Apply Lo-Vol 6D when sorghum plants are 6 to 12 inches tall and secondary roots are well established. Use drop nozzles when crop is over 10 inches tall. Do not apply from flowering to dough stage. See chart for recommended rates.

AMOUNT OF LO-VOL 6D PER ACRE

| Crop (See Detailed Directions Above) | For Average Conditions | For Dry Conditions as in Western States |
|--------------------------------------|------------------------|---|
| Wheat, Barley, Rye: | | |
| Annual Weeds | 1/3 to 2/3 pint | 2/3 to 1 1/3 pints |
| Perennial Weeds | 2/3 pint | 1 to 1 1/3 pints |
| Corn: | | |
| Preemergence | 1 1/3 to 2 2/3 pints | |
| Postemergence | 1/3 pint | 1/3 to 1/2 pint |
| Sorghum: | | |
| Postemergence | 1/3 pint | 1/3 to 1/2 pint |

*These higher rates in a minimum of 5 gallons of spray may be needed to control difficult weed problems in certain areas such as under dry conditions especially in western areas. Consult State Agricultural Experiment Station or Extension Service Weed Specialists for recommendations or suggestions to fit local conditions.

****If only rows or bands are treated, leaving middies unsprayed, reduce dosage rate per crop acre proportionate to the ground area actually sprayed.**

Forest Conifer Release: After northern conifers, jack pine, red pine, black spruce, and white spruce cease growth and harden off in late summer, a spray of 2 to 4 pints in 8 to 25 gallons of water per acre may be applied by air to control certain competing hardwood species such as alder, aspen, birch, hazel and willow. Since this treatment may cause occasional conifer injury, do not use if such injury cannot be tolerated. Consult your regional or extension forester or state herbicide specialist for recommendations to fit local conditions.

Pastures: To control many broadleaved weeds in pasture, meadows and rangelands, use 1 1/3 pints per acre of Lo-Vol 6D. Treat pasture when weeds are growing actively. Do not apply to newly seeded pastures until grass is well established, or after heading begins. Do not apply when grass is in "boot" to "milk" stage if grass seed production is desired. For control of wild garlic and wild onion in pastures apply 1 1/3 to 2 quarts per acre in very early spring and repeat annually until weeds are eradicated. Do not graze dairy animals on treated area within 7 days after treatment. Allow 30 days before feeding grass cut for hay and wait 3 days before slaughter of meat animals.

Lawns, Golf Courses and Similar Turf: Apply 1 1/3 pints of Lo-Vol 6D per acre. Do not apply to newly seeded lawns until grasses become well established. Injury may result if applied to bentgrass, St. Augustinegrass, carpetgrass, centipedegrass, Dichondra and clovers.

NOTES FOR ALL TURF SITES (EXCLUDING SOD FARMS):

Do not allow people (other than applicator) or pets on treatment area during application. Do not enter treatment areas until spray has dried.

The maximum number of broadcast applications per treatment site is 2 per year.

When using this product, wear long-sleeved shirt, long pants, socks, shoes, and chemical-resistant gloves.

After using this product, rinse gloves before removing, remove clothing and launder separately before reuse, and promptly and thoroughly wash hands and exposed skin with soap and water. Remove saturated clothing as soon as possible and shower.

Woody Plant Control: To control 2,4-D susceptible woody plants such as alder, buckbrush, elderberry, sumac and willow on non crop land and waste areas, use 1 1/3 to 2 quarts Lo-Vol 6D in 100 gallons of water. Wet thoroughly all parts of the plants including foliage and stems to the point of run-off. Higher volumes are necessary where the brush is very dense and over 6 to 8 feet high. Applications are more effective when applied to actively growing plants. Do not treat during periods of severe drought or in early fall when leaves have lost their healthy green color. Hard-to-control species may need retreatment the following season.

General Weed Control: Along fence rows, ditchbanks, roadsides, industrial sites, around farm buildings and similar areas, use 2/3 to 1 1/3 quarts of Lo-Vol 6D in 100 gallons of water per acre. Thoroughly wet all foliage to run-off.



Nonaquatic Uses: This product is toxic to aquatic invertebrates. Drift or runoff may adversely affect aquatic invertebrates and nontarget plants. Do not apply directly to water or wetlands (swamps, bogs, marshes, and potholes). Do not contaminate water when disposing of equipment washwaters.

Condition of Sale, Warranty, Limitation of Liability

This product conforms to the chemical description on the label thereof and is reasonably fit for the purposes stated on such label only when used in accordance with directions under normal use conditions. Follow directions carefully. Timing and method of application, weather and crop conditions, mixture with other chemicals not specifically recommended and other influencing factors in the use of this product are beyond the control of the seller. Buyer assumes all risks of use, storage, or handling of this material not in strict accordance with directions given herewith. In no case shall the seller be liable for consequential, special, or indirect damages such as loss of profits or values resulting from the use or handling of this product.

IN CASE OF EMERGENCY, CALL CHEMTREC: (800) 424-9300

