


42519-3

9/30/2013

1/11

 <p>U.S. ENVIRONMENTAL PROTECTION AGENCY Office of Pesticide Programs Registration Division (7504P) Ariel Rios Building 1200 Pennsylvania Ave., NW Washington, D.C. 20460</p> <p>NOTICE OF PESTICIDE: <input checked="" type="checkbox"/> Registration <input checked="" type="checkbox"/> Reregistration</p> <p>(under FIFRA, as amended)</p>	EPA Registration Number: 42519-3	Date of Issuance: SEP 30 2013
	Term of Issuance: Unconditional	
	Name of Pesticide Product: Target 6 Plus	

Name and Address of Registrant (include ZIP Code):

Luxembourg-Pamol, Inc.
3647 Willowbend Blvd., Suite 810
Houston, TX 77054

Note: Changes in labeling differing in substance from that accepted in connection with this registration must be submitted to and accepted by the Registration Division prior to use of the label in commerce. In any correspondence on this product always refer to the above EPA registration number.


On the basis of information furnished by the registrant, the above named pesticide is hereby registered/reregistered under the Federal Insecticide, Fungicide and Rodenticide Act. Registration is in no way to be construed as an endorsement or recommendation of this product by the Agency. In order to protect health and the environment, the Administrator, on his motion, may at any time suspend or cancel the registration of a pesticide in accordance with the Act. The acceptance of any name in connection with the registration of a product under this Act is not to be construed as giving the registrant a right to exclusive use of the name or to its use if it has been covered by others.

EPA received a label amendment request submitted by email on September 25, 2013. EPA grants this request under the authority of section 3(c)(5) of the Federal Insecticide, Fungicide and Rodenticide Act, as amended. With this accepted labeling, all requirements set forth in the Reregistration Eligibility Decision (RED) for monosodium acid methanearsonate (MSMA) have been satisfied. Therefore, EPA reregisters the product listed above. This action is taken under the authority of section 4(g)(2)(c) of the Federal Insecticide, Fungicide, and Rodenticide Act, as amended. Reregistration under this section does not eliminate the need for continual reassessment of pesticides. EPA may require submission of data at any time to maintain the registration of your product.

Submit one (1) copy of final printed labeling. Amended labeling will supersede all previously accepted labels. A copy of your label stamped "Accepted" is enclosed for your records. Products shipped after twelve (12) months from the date of this Notice must bear the new revised label.

The basic confidential statement of formula (CSF) dated April 4, 2011 is acceptable.

If you have any questions regarding this Notice, please contact Emily Hartman at (703) 347-0189 or at hartman.emily@epa.gov.

Signature of Approving Official: Kable Bo Davis Product Manager 25 Herbicide Branch Registration Division		Date: SEP 30 2013
--	---	---------------------------------

**LUXEMBOURG-PAMOL
TARGET® 6 PLUS**

MSMA Plus Surfactant for Postemergence Weed Control in Cotton, Golf Courses, Sod Farms and Highway Rights of Way

ACTIVE INGREDIENT:

Monosodium acid methanearsonate (MSMA) * 48.30%

OTHER INGREDIENTS:..... 51.70%

TOTAL: 100.00%

Total arsenic (as elemental) all in water soluble form 22.30%

*Product contains 6.0 lbs MSMA per gallon

**Keep Out Of Reach of Children
CAUTION**

FIRST AID

If swallowed: Call a poison control center or doctor immediately for treatment advice. Have person sip a glass of water if able to swallow. Do not induce vomiting unless told to do so by a poison control center or doctor. Do not give anything by mouth to an unconscious person.

If on skin or clothing: Take off contaminated clothing. Rinse skin immediately with plenty of water for 15-20 minutes. Call a poison control center or doctor for treatment advice.

If in eyes: Hold eye open and rinse slowly and gently with water for 15-20 minutes. Remove contact lenses, if present, after the first 5 minutes, then continue rinsing eye. Call a poison control center or doctor for treatment advice.

If inhaled: Move person to fresh air. If person is not breathing, call 911 or an ambulance, then give artificial respiration, preferably by mouth-to-mouth, if possible. Call a poison control center or doctor for further treatment advice.

HOT LINE NUMBER

Have the product container or label with you when calling a poison control center or doctor, or going for treatment. You may also contact 1-800-424-9300 for emergency medical information.

SEE SIDE PANEL FOR ADDITIONAL PRECAUTIONARY STATEMENTS

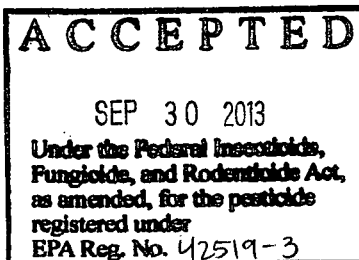
**FOR CHEMICAL SPILL, LEAK, FIRE OR EXPOSURE CALL TOLL FREE: 1-800-424-9300
AGRICULTURAL CHEMICAL DO NOT SHIP OR STORE WITH FOODS, FEEDS, DRUGS, OR CLOTHING**

EPA Reg. No.: 42519-3

EPA Est. No.: 42519-ISR-1

Net content: 2.5 Gallons

Manufactured for:



Luxembourg-Pamol Target 6 Plus
42519-3
September 25, 2013
Page 1 of 10

Company **LUXEMBOURG-PAMOL, INC.**
Logo **3647 Willowbend Boulevard, Suite 810**
Houston, Texas 77054, U.S.A.

DIRECTIONS FOR USE

It is a violation of Federal Law to use this product in a manner inconsistent with its labeling. For any requirements specific to your State or Tribe, consult the agency responsible for pesticide regulation. Do not apply this product through any type of irrigation system. Do not apply this product in a way that will contact workers or other persons, either directly or through drift. In addition, do not apply this product in a manner that results in spray (or dust) drift that could cause an adverse effect to people or any other non-target organism or site. Only protected handlers may be in the area during application.

Agricultural Use Requirements

Use this product only in accordance with its labeling and with the Worker Protection Standard, 40 CFR Part 170. This standard contains requirements for the protection of agricultural workers on farms, forests, nurseries, and greenhouses, and handlers of agricultural pesticides. It contains requirements for training, decontamination, notification, and emergency assistance. It also contains specific instructions and exceptions pertaining to the statements on this label about personal protective equipment (PPE), and restricted entry interval. The requirements in this box only apply to uses of this product that are covered by the Worker Protection Standard.

Do not enter or allow worker entry into treated areas during the restricted entry interval (REI) of 12 hours.

PPE required for early entry to treated areas that is permitted under the Worker Protection Standard and that involves contact with anything that has been treated, such as plants, soil, or water is:

- coveralls
- chemical-resistant gloves Category A, such as butyl rubber \geq 14 mils, or natural rubber \geq 14 mils, or neoprene rubber \geq 14 mils, or nitrile rubber \geq 14 mils
- shoes and socks
- protective eyewear
- chemical-resistant headgear for overhead exposure

Non-Agricultural Use Requirements

The requirements in this box apply to uses of this product that are NOT within the scope of the Worker Protection Standard for agricultural pesticides (40 CFR Part 170). The Worker Protection Standard applies when this product is used to produce agricultural plants on farms, forests, nurseries, or greenhouses. Keep children and domestic animals off treated areas until this material has been washed into the soil. The area being treated must be vacated by unprotected persons.

STORAGE AND DISPOSAL

Do not contaminate water, food, or feed by storage and disposal.

Pesticide Storage: Open dumping is prohibited. Do not store this product near fertilizers, seeds, insecticides, or fungicides. Do not store near heat or open flame. Freezing point of this product is approximately -5°F. If stored below freezing point, warm to 50°F and agitate thoroughly before using. Containers should not be stacked more than six (6) high. Reclose all partially used containers by thoroughly tightening screw cap. Opened, partially used pesticides should be stored in original labeled containers when possible. When transfer to another container is necessary because of leakage or damage, carefully mark, and identify contents of the new container. Absorb any spills with a suitable clay absorbent and dispose of as indicated under "Pesticide Disposal." For safety and prevention of unauthorized use, all pesticides should be stored in locked facilities.

Pesticide Disposal: Pesticide wastes are toxic. Improper disposal of excess pesticide, spray mixture, or rinsate is a violation of Federal Law. If these wastes cannot be disposed of by use according to label instructions, contact your State Pesticide or Environmental Control Agency, or the Hazardous Waste representative at the nearest EPA Regional Office for guidance.

Container Disposal: Nonrefillable Container: Do not reuse or refill this container. Offer for recycling if available. Triple rinse container (or equivalent) promptly after emptying. Container size: for 5 gallons or less, triple rinse as follows: Empty the remaining contents into application equipment or a mix tank and drain for 10 seconds after the flow begins to drip. Fill the container ¼ full with water and recap. Shake for 10 seconds. Pour rinsate into application equipment or a mix tank or store rinsate for later use or disposal. Drain for 10 seconds after flow begins to drip. Repeat this procedure two more times. Then offer for recycling or reconditioning, or puncture and dispose of in a sanitary landfill, or incineration, or, if allowed by state and local authorities, by burning. If burned, stay out of smoke.

PRECAUTIONARY STATEMENTS

Hazards to Humans and Domestic Animals

CAUTION

Harmful if swallowed. Harmful if absorbed through skin. Causes moderate eye irritation. Avoid contact with eyes, skin, or clothing. Wear long sleeved shirt, long pants, shoes, socks, and chemical resistant gloves (such as or made out of any waterproof material, selection category A). In cases of contact, immediately flush eyes or skin with plenty of water. Get medical attention if irritation occurs.

Personal Protective Equipment

Some materials that are chemical-resistant to this product are listed below. If you want more options, follow the instructions for Category A on an EPA chemical-resistance category selection chart.

All mixers, loaders, applicators and other handlers must wear:

- long sleeved shirt and long pants
- chemical-resistant gloves Category A, such as butyl rubber \geq 14 mils, or natural rubber \geq 14 mils, or neoprene rubber \geq 14 mils, or nitrile rubber \geq 14 mils
- shoes and socks
- protective eyewear
- chemical-resistant apron when cleaning equipment, mixing or loading

Follow the manufacturer’s instructions for cleaning/maintaining PPE. If no such instructions for washables exist, use detergent and hot water. Keep and wash PPE separately from other laundry. Discard clothing and other absorbent materials that have been drenched or heavily contaminated with this product’s concentrate. Do not reuse them. See engineering controls statement for further instructions.

Engineering Controls Statement:

Pilots must use an enclosed cockpit that meets the requirements listed in the Worker Protection Standard (WPS) for agricultural pesticides [40 CFR 170.240(d)(60)].

User Safety Recommendations

User should:

- Wash hands before eating, drinking, chewing gum, using tobacco, or using the toilet.
- Remove clothing/PPE immediately if pesticide gets inside. Then wash thoroughly and put on clean clothing.
- Remove PPE immediately after handling this product. Wash the outside of gloves before removing. As soon as possible, wash thoroughly and change into clean clothing.

ENVIRONMENTAL HAZARDS

Do not apply directly to water, or to areas where surface water is present or to intertidal areas below the mean high water mark. Do not contaminate water when cleaning equipment or disposing of equipment washwaters or rinsate. Do not apply when weather conditions favor drift from target area.

PRODUCT INFORMATION

Target® 6 Plus is a post-emergence herbicide for use in cotton, golf courses, sod farms and highway rights of way. Target® 6 Plus contains a surfactant (wetting agent) in proper ratio for best results. It is not necessary to add additional surfactant to the spray tank. Local conditions and recommendations vary; consult an agricultural experiment station or extension service weed specialist for recommendations in your area.

A partial list of weeds controlled with Target® 6 Plus includes: barnyardgrass, brachiaria spp., chickweed, cocklebur, crabgrass, dallisgrass, goosegrass, johnsongrass, nutsedge, pigweed, puncture vine, sandbur.

Note to Users: Do not apply this product in Florida except on cotton in the counties listed in the cotton use section of the label. Aerial application is prohibited, except when applying to cotton.

MIXING INSTRUCTIONS

Fill the spray tank with half the required amount of water and with pump or agitator operating, add the specified amount of Target® 6 Plus, continue filling the tank with the balance of water and mix thoroughly.

Do not store spray solution in tank overnight. Clean application equipment thoroughly after use by flushing with water in a safe place.

SPRAY DRIFT MANAGEMENT

Avoiding spray drift at the application site is the responsibility of the applicator. The interaction of many equipment-and-weather-related factors determine the potential for spray drift. The applicator and the grower are responsible for considering all these factors when making decisions.

The following drift management requirements must be followed to avoid off-target drift movement from aerial applications to agricultural field crops. These requirements do not apply to forestry applications, public health uses or to applications using dry formulations.

- 1) The distance of the outer most nozzles on the boom must not exceed three-fourth the length of the wingspan or rotor.
- 2) Nozzles must always point backward parallel with the air stream and never be pointed downwards more than 45 degrees.

Where states have more stringent regulations, they shall be observed.

The applicator should be familiar with and take into account the information covered in the Aerial Drift Reduction Advisory Information.

Information on droplet size

The most effective way to reduce drift potential is to apply large droplets. The best drift management strategy is to apply the largest droplets that provide sufficient coverage and control. Applying larger droplets reduces drift potential, but will not prevent drift if applications are made improperly, or under unfavorable environmental conditions (see Wind, Temperature and Humidity, and Temperature inversions).

Controlling droplet size

- Volume -- Use high flow rate nozzles to apply the highest practical spray volume. Nozzles with higher rated flows produce larger droplets.
- Pressure -- Do not exceed the nozzle manufacturer's recommended pressures. For many nozzle types, lower pressure produces larger droplets. When higher flow rates are needed, use higher flow rate nozzles instead of increasing pressure.
- Number of nozzles -- Use the minimum number of nozzles that provide uniform coverage.
- Nozzle orientation -- Orienting nozzles so that the spray is released parallel to the airstream produces larger droplets than other orientations and is the recommended practice. Significant deflection from horizontal will reduce droplet size and increase drift potential.
- Nozzle type -- Use a nozzle type that is designed for the intended application. With most nozzle types, narrower spray angles produce larger droplets. Consider using low-drift nozzles. Solid stream nozzles oriented straight back produce the largest droplets and the lowest drift.

Boom length

For some use patterns, reducing the effective boom length to less than three-fourths of the wingspan or rotor length may further reduce drift without reducing swath width.

Application height

Applications should not be made at a height greater than 10 feet above the top of the largest plants unless a greater height is required for aircraft safety. Making applications at the lowest height that is safe reduces exposure of droplets to evaporation and wind.

Swath adjustment

When applications are made with a crosswind, the swath will be displaced downwind. Therefore, on the up and downwind edges of the field, the applicator must compensate for this displacement by adjusting the path of the aircraft upwind. Swath adjustment distance should increase, with increasing drift potential (higher wind, smaller drops, etc.).

Wind

Drift potential is lowest between speeds of 2 to 10 mph. However, many factors, including droplet size and equipment type determine drift potential at any given speed. Application should be avoided below 2 mph due to variable wind direction and high inversion potential.

Note: Local terrain can influence wind patterns. Every applicator should be familiar with local wind patterns and how they affect spray drift.

Temperature and humidity

When making applications in low relative humidity, set up equipment to produce larger droplets to compensate for evaporation. Droplet evaporation is most severe when conditions are both hot and dry.

Temperature inversions

Applications should not occur during a temperature inversion because drift potential is high. Temperature inversions restrict vertical air mixing, which causes small suspended droplets to remain in a concentrated cloud. This cloud can move in unpredictable directions due to the light variable winds common during inversions. Temperature inversions are characterized by increasing temperatures with altitude and are common on nights with limited cloud cover and light to no wind. They begin to form as the sun sets and often continue into the morning. Their presence can be indicated by ground fog; however if fog is not present, inversions can also be identified by the movement of smoke from a ground source or an aircraft smoke generator. Smoke that layers and moves laterally in a concentrated cloud (under low wind conditions) indicates an inversion, while smoke that moves upward and rapidly dissipates indicates good vertical air mixing.

Sensitive areas

This pesticide should only be applied when the potential for drift to adjacent sensitive areas (e.g. residential areas, bodies of water, known habitat for threatened or endangered species, non-target crops) is minimal (e.g. when wind is blowing away from the sensitive area).

APPLICATION METHODS

Target® 6 Plus should be applied with a low-pressure, properly calibrated sprayer having satisfactory pumping and bypass action. **ADJUST NOZZLES TO KEEP SPRAY OFF COTTON FOLIAGE AND IN A MANNER TO ALLOW MAXIMUM COVERAGE OF WEEDS.** Adequate coverage is very important for effective weed control. Apply during warm weather and when weeds are in an active stage of growth.

COTTON (Postemergent Use Only)

Target® 6 Plus is useful as a directed post-emergence spray for control of the weeds listed above. Mix Target® 6 Plus at the rate of 2 2/3 pints in 40 gallons of water for application as a **DIRECTED** broadcast spray to one acre when weeds are small. For band application in 40-inch rows, apply 1 gallon of above diluted spray solution per inch of band width per acre of cotton. Only 1 application at 2 lbs a.i./acre is allowed per season, except when a salvage operation is needed. Keep spray off cotton foliage.

If a salvage operation is needed (*i.e.*, if pigweed escapes the first application), then a second or repeat application at 2 lbs a.i./acre is allowed. A second or repeat application, if needed, should be timed about 1 to 3 weeks after the first application. Apply only as a salvage operation when cotton is 3 inches high, but no later than 6 inches high or early square, whichever occurs first.

Preference should be given to directed spray. In order to minimize injury, the second application should be made as a directed spray when possible.

Slight burning and a reddish discoloration of cotton foliage may occasionally be seen following the treatment; however cotton plants will develop normally and yield will not be affected.

DO NOT apply within 50 feet of permanent water bodies or aquatic habitat, including, but not limited to, lakes, reservoirs, rivers, streams, marshes, ponds, and estuaries.

DO NOT feed treated foliage to livestock or graze treated areas.

DO NOT make more than two (2) applications per season.

DO NOT apply more than a total of 4 lbs a.i./acre per season.

DO NOT apply pre-plant to cotton.

DO NOT apply in Florida except on cotton grown in the following counties: Calhoun, Columbia, Escambia, Hamilton, Holmes, Jackson, Jefferson, Okaloosa, Santa Rosa, Suwannee, Walton, and Washington counties.

NON-CROP

Target® 6 Plus is effective in controlling the above listed weeds and many similar weeds on golf courses, sod farms and highways. Not for use in Florida.

GOLF COURSES

Target® 6 Plus can be used for selective control of bahiagrass, barnyardgrass, chickweed, smooth and large crabgrass, dallisgrass, nutsedge, sandbur and wood sorrel with little or no injury to well-established, actively-growing turf grasses. Mow turf grass to height of 1 to 1½ inches before treatment.

For newly constructed golf courses only one broadcast application is allowed. For all other applications to golf courses, only spot treatments (100 square feet maximum per spot) are allowed. A spot treatment must not exceed 25% of total golf course acreage per year.

Mix 1 fluid ounce (2 tablespoons) of Target® 6 Plus in 1 to 2½ gallons of water for application to an area of 1,000 square feet (100 square feet per spot). Established bermudagrass and zoysiagrass, mix 1 to 2 fluid ounces (2 to 4 tablespoons) of Target® 6 Plus in 1 to 2½ gallons of water for application to an area of 1,000 square feet (100 square feet per spot). Application should be uniform and thorough to adequately wet all undesirable plants.

Make applications during warm weather when temperature is between 80 and 90°F. **DO NOT** water turf for at least 24 hours after application. Turf grasses may be temporarily discolored. Bermudagrass, bluegrasses and zoysiagrass have shown tolerance to properly applied Target® 6 Plus. Injury may result if applied to bent grasses and fescues. **DO NOT** apply to St. Augustinegrass, carpetgrass, centipede grass or to Dichondra. **DO NOT** reseed until 2 weeks after last application.

DO NOT treat on golf courses in Florida.

SOD FARMS

Target® 6 Plus can be used for selective control of bahiagrass, barnyardgrass, chickweed, smooth and large crabgrass, dallisgrass, nutsedge, sandbur and wood sorrel with little or no injury to well-established, actively-growing turf grasses. Mow turf grass to height of 1 to 1½ inches before treatment. Mix 1 fluid ounce (2 tablespoons) of Target® 6 Plus in 1 to 2½ gallons of water for application to an area of 1,000 square feet. Established bermudagrass and zoysiagrass, mix 1 to 2 fluid ounces (2 to 4 tablespoons) of Target® 6 Plus in 1 to 2½ gallons of water for application to an area of 1,000 square feet. Application should be uniform and thorough to adequately wet all undesirable plants. A second application may be made, if necessary. Only 2 broadcast applications are allowed per season.

Make applications during warm weather when temperature is between 80 and 90°F. **DO NOT** water turf for at least 24 hours after application. Turf grasses may be temporarily discolored. Bermudagrass, bluegrasses and zoysiagrass have shown tolerance to properly applied Target® 6 Plus. Injury may result if applied to bent grasses and fescues. **DO NOT** apply to St. Augustinegrass, carpetgrass, centipede grass or to Dichondra. **DO NOT** reseed until 2 weeks after last application.

DO NOT apply within 25 feet of permanent water bodies or aquatic habitat, including, but not limited to, lakes, reservoirs, rivers, streams, marshes, ponds, and estuaries.

DO NOT treat sod farms in Florida.

HIGHWAY RIGHTS OF WAY

Only 2 broadcast applications are allowed per season. Do not apply within 100 feet of permanent water bodies or aquatic habitat, including, but not limited to, lakes, reservoirs, rivers, streams, marshes, ponds, and estuaries.

Application should be made when weeds are small and conditions are favorable for good weed growth. Mix this product at a rate of 2½ to 6 pints per 40 to 50 gallons of water per acre. For 1,000 square feet use 1 to 2 fluid ounces in 5 gallons of water. Spray undesirable vegetation thoroughly to point of run-off. Adequate coverage and complete wetting of foliage is important for effective control. One additional application may be necessary if regrowth occurs.

DO NOT apply the second treatment prior to 10 days after the first treatment.

DO NOT apply with hose-end applicators.

DO NOT use on highway rights of way in Florida.

WARRANTY - CONDITION OF SALE

OUR INSTRUCTIONS FOR USE of this product are based upon field use and tests believed reliable. Follow directions carefully. Timing and method of application, weather and crop conditions, mixtures with other chemicals not specifically recommended, and other influencing factors in the use of this product are beyond the control of the Seller. To the extent consistent with applicable law buyer assumes all risks of use, storage and handling of this material not in strict accordance with directions given herewith.

To the extent consistent with applicable law in no case shall Luxembourg-Pamol, Inc. or the Seller be liable for consequential, special, or indirect damages resulting from the use of this product when such use and/or handling is not in strict accordance with directions given herewith. To the extent consistent with applicable law the foregoing is a condition of sale by Luxembourg-Pamol, Inc. and is accepted as such by the Buyer.

NET CONTENTS:

Target[®] is a registered trademark of Luxembourg

Manufactured by Luxembourg Industries, Ltd. Made in Israel
