

## **PLEASE NOTE**

**This image contains more than one label approved for this product on this date.**

FEB 04 2003

U.S. Paint Corporation  
831 South 21<sup>st</sup> Street  
St. Louis, MO 63103

Attention: Laura Schubert  
EH&S Technician

Subject: Awlgrip Awlstar Antifouling Gold Label BP 401 Medium Green  
EPA Registration No. 41750-2  
Amendment Dated November 5, 2002

The amendment, submitted in connection with registration under the Federal Insecticide, Fungicide, and Rodenticide Act (FIFRA), as amended, is acceptable.

- To make minor revisions to the alternate formulation

#### General Comments

The following colors for the alternate formulations are acceptable.

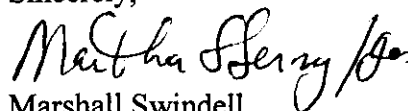
AWLGRIP AWLSTAR Anti-fouling Gold Label BP701 Red  
AWLGRIP AWLSTAR Anti-fouling Gold Label BP502 Deep Blue  
AWLGRIP AWLSTAR Anti-fouling Gold Label BP201 Charcoal Black

However, at the next printing of your product labeling, please remove the "CAS # 1317-39-1" from the Ingredient section and place, preferably, at the bottom of the label.


The Agency has no objection to your using the different container sizes for your product (1 quart, 1 gallon, 2 gallons, 2 quarts). Please note that it is not necessary to submit container size labels for each color you plan to use in your formulation.

If you have any questions concerning this letter, please contact Martha Terry at (703) 308-6217.

Sincerely,



Marshall Swindell  
Product Manager (33)  
Regulatory Management Branch 1  
Antimicrobial Division (7510C)



BP-R-01

**WARNING!** DO NOT incorporate into the multiple component U.S. PAINT Coating System, any thinner, additive, modifier, converter, or related product produced by any manufacturer other than U.S. Paint. Any such substitution can jeopardize the unique chemical characteristics provided by each of the U.S. PAINT Coating Systems.  
**WARRANTY** Any recommendation of U.S. PAINT contained herein, covering use, utilization, chemical or physical properties and other qualities of the products sold is believed reliable; however, U.S. PAINT makes no warranty or representation with respect thereto. Use or application of any U.S. PAINT product is at the discretion of the Buyer without liability or obligation whatsoever of U.S. PAINT except as expressly warranted or represented in U.S. PAINT's published LIMITED WARRANTY.

# AWLGRIP® AWLSTAR® ANTI-FOULING GOLD LABEL BP701 RED

"For Use Only on Boats and Vessel Hull Surfaces"

**ACTIVE INGREDIENT**

Cuprous oxide (CAS# 1317-39-1) ...44.15%\*

**OTHER INGREDIENTS**.....55.85%  
100.0%

EPA Registration No. 41750-2

EPA Establishment No. 41750M001

\*Equivalent to 40.39% Metallic Cu

KEEP OUT OF REACH OF CHILDREN

**DANGER**

SEE BACK PANEL FOR PRECAUTIONARY STATEMENTS.  
SELF-POLISHING CO-POLYMER TYPE

This information is available on our website at [www.uspaint.com](http://www.uspaint.com)

Batch Number	Reference MSDS BP701
VOC: 3.287 lbs/gal or 394 g/L	

1 GALLON U.S. MEASURE (3.7850 LITERS)

223

**PRECAUTIONARY STATEMENTS. DANGER.  
HAZARD TO HUMANS AND DOMESTIC ANIMALS**

Corrosive. Causes irreversible eye damage and causes skin irritation. May be fatal if swallowed or inhaled. Harmful if absorbed through skin. Do not get in eyes or on skin or breathe vapor, spray mist or sanding dust. Wear goggles, face shield, or safety glasses. Wear a mask or respirator jointly approved by Mine Safety and Health Administration (MSHA) and National Institute for Occupational Safety and Health (NIOSH). Wear protective clothing such as gloves, long-sleeved cotton shirt, long pants and hat. Remove contaminated clothing and wash before reuse. Wash thoroughly with soap and water after handling. Prolonged or frequently repeated skin contact may cause allergic reactions in some individuals. Use with adequate ventilation during application to prevent dangerous concentrations of vapors which could cause death from explosion or from breathing. While spraying paint or sanding boat surfaces, wear a mask or a respirator jointly approved by the MSHA and the NIOSH under the provisions of 30CFR 11. Prevent flames, sparks, welding and smoking.

**FIRST AID**

- If inhaled:
- Move person to fresh air.
  - If person is not breathing, call 911 or an ambulance, then give artificial respiration, preferable mouth-to-mouth if possible.
  - Call a poison control center or doctor for further treatment advice.
- If on skin or clothing:
- Take off contaminated clothing.
  - Rinse skin immediately with plenty of water for 15-20 minutes.
  - Call a poison control center or doctor for treatment advice.
- If in eyes:
- Hold eye open and rinse slowly and gently with water for 15-20 minutes.
  - Remove contact lenses, if present, after the first 5 minutes, then continue rinsing eye.
  - Call a poison control center or doctor for treatment advice.
- If swallowed:
- Call poison control center or doctor immediately for treatment advice.
  - Have person sip a glass of water if able to swallow.
  - Do not induce vomiting unless told to do so by the poison control center or doctor.
  - Do not give anything by mouth to an unconscious person.

Have the product container or label with you when calling a poison control center or doctor, or going for treatment.

**NOTE TO PHYSICIAN:** Probable mucosal damage may contraindicate the use of gastric lavage.

**ENVIRONMENTAL HAZARDS:** This product is toxic to fish. Do not apply directly to water. Do not contaminate water by cleaning of equipment or disposal of wastes. Do not allow chips and dust generated during paint removal to enter water. Dispose of paint debris in an approved landfill. Do not discharge effluent containing this product into lakes, streams, ponds, estuaries, oceans or other water. Do not discharge effluent containing this product to sewer systems without previously notifying the local sewage treatment plant authority. For guidance contact your State Water Board or Regional office of the EPA.

**CHEMICAL AND PHYSICAL HAZARDS:** Do not use or store near heat or open flame.

**STORAGE AND DISPOSAL:**

**PESTICIDE STORAGE:** Keep closures tight and upright to prevent leakage. Keep container closed when not in use. In case of spillage, absorb and dispose of in accordance with local applicable regulations.

**PESTICIDE DISPOSAL:** Do not contaminate water, food or feed by storage or disposal. Pesticide wastes are toxic. Improper disposal of excess pesticide, spray mixture or rinsate is a violation of Federal law. If these wastes cannot be disposed of by use according to label instructions, contact your State Pesticide or Environmental Control Agency, or the Hazardous Waste representative at the nearest EPA Regional Office for guidance.

**CONTAINER DISPOSAL:** Triple rinse (or equivalent). Then offer for recycling or reconditioning, or puncture and dispose of in a sanitary landfill, or by other procedures approved by state and local authorities.

**AWLGRIP® AWLSTAR® Gold Label Anti-Fouling** should only be applied to boat and vessel hull surfaces subject to fouling by barnacles, algae, tube worms and other fouling organisms. This product can be used on boats for either freshwater, saltwater or both. All federal, state, and local regulations must be observed when using this product.

**DIRECTIONS FOR USE:** It is a violation of Federal Law to use this product in a manner inconsistent with its labeling.

**Surface Preparation and Priming New/Bare Surfaces:** All surfaces should be clean and free of any dirt, grease, grime, wax, etc. Use AWP-PREP® (T0008) AWP-PREP® PLUS™ (T0115) or power washers to clean the hull. **Steel:** White metal sandblast to clean steel in accordance with SSPC-SP5-85 to a 75-100 micron (3-4 mil) profile or power grind with 16-24 mesh to obtain profile. If profile is particularly jagged, grind to remove "spikes" providing a more uniform surface. Immediately seal the bare steel with 545 Epoxy Primer (D1001-Gray) or HULL-

GARD® E.R. (D8022). After sealing, continue to prime with HULL-GARD® Primers to achieve a minimum of 300 microns (12 mils) dry film thickness (DFT) of HULL-GARD® materials. Note: HULL-GARD® W.B. should only be applied over a base coat of HULL-GARD® E.R. **Fiberglass:** Lightly machine sand surface with 100-150 grit. Sand just enough to remove the gloss from the surface. Do not sand excessively. This will only create additional porosity in the surface that will have to be filled. Immediately seal the surface with 545 Epoxy Primer (D1001-Gray) or HULL-GARD® E.R. (D8022). After sealing, continue to prime with HULL-GARD® Primers to achieve a minimum of 300 microns (12 mils) DFT of HULL-GARD® materials. Note: HULL-GARD® W.B. should only be applied over a base coat of HULL-GARD® E.R. **Wood:** The wood must be clean, dry and well seasoned. Sand the surface smooth with 80-120 grit paper. Seal the wood with a light coat of 545 Epoxy Primer reduced 40% with T0006. After sealing the surface, apply a base coat of HULL-GARD® E.R. Then continue to apply HULL-GARD® products to achieve 300 microns (12 mils) (minimum DFT) of HULL-GARD® materials. **AWLGRIP® AWPSTAR® ANTI-FOULING GOLD LABEL IS NOT RECOMMENDED FOR USE ON ALUMINUM HULLS. Previously Painted Surfaces:** Old anti-fouling should be thoroughly cleaned before attempting to apply this anti-fouling product. Pressure washing as soon as possible after the boat is hauled is advised. This allows removal of salt and contaminants while they are still in solution, before they have an opportunity to dry and cake on the hull. **Renewing AWPGRIP® AWPSTAR® Anti-fouling Gold Label:** Hulls previously finished in this anti-fouling product that is now wearing thin can be easily renewed. Wash down thoroughly with a high pressure, clean water wash to remove all salt and surface contamination. The surface can be lightly scrubbed with a brush if necessary to remove any traces of slime or other contamination. The surfaces must be clean and dry and free of all oil, grease, salt, dirt, corrosion, or other surface contamination. Carefully inspect the cleaned hull for damage to the existing AWPGRIP® AWPSTAR® Bottom System. Any breaks to the coating system should be cleaned of all corrosion on steel hulls, sanded or ground to a feather edge and spot primed with HULL-GARD® E.R. Primer, applied in 3 to 4 heavy coats. Do not prime over this anti-fouling product. **Sanding:** In most cases, no sanding is required when recoating AWPGRIP® AWPSTAR® Gold Label with itself. A thorough sanding with 80 grit paper is advised under the following conditions: If the hull was not power washed while it was still wet from hauling. Anytime the cleanliness of the surface is in doubt; Faster, high use boats where the AWPGRIP® AWPSTAR® Gold Label has ablated to a very slick surface; Sailboats recently bumished. **Anti-fouling compatibility:** Many boat owners will want to apply AWPGRIP® AWPSTAR® Anti-fouling Gold Label over their existing anti-fouling for economic reasons. Although AWPGRIP® AWPSTAR® Anti-fouling Gold Label will work over some existing anti-fouling, U.S. Paint cannot endorse this practice as we have no control over other anti-fouling manufacturer's quality control or formulation changes. AWPGRIP® AWPSTAR® Gold Label definitely will not work over any of the tin-copolymer or organotin type anti-fouling, or the soft conventional types. This anti-fouling product should work fairly well over hard conventional type anti-fouling and ablative copolymer anti-fouling that contain copper. The most common problem encountered with these applications is mudcracking. A test application should be made and allowed to dry overnight before re-coating an entire hull, unless all other anti-foulant is removed. DO NOT apply primers over old anti-fouling paints.

**MIXING INSTRUCTIONS:** **Spray:** For airless spray, thinning is normally not recommended. If the viscosity has to be reduced for conventional air application, thin with up to 10% (12 oz./gal) of T0101. Do not exceed this amount of reducer. Proper film thickness is critical to the performance and durability of this anti-fouling product. Power agitate thoroughly before application. **Roller/Brush:** Reduce as necessary, up to 10% (12 oz./gal) of T0101. Additional reduction (up to 20% max.) will improve flow and help eliminate brush marks. It will also increase recoat times and decrease the amount of dry film obtained per coat requiring additional coats to achieve proper DFT. Proper film thickness is critical to the performance and durability of this anti-fouling product. Power agitate thoroughly before applying.

**APPLICATION INSTRUCTIONS:** This anti-fouling product should be applied when the final HULL-GARD® Primer coat is just barely tack-free. Airless spray or rollers are the preferred method of application, however the material can be applied by brush or air atomized spray. To achieve multi-season performance, apply a minimum of three coats at 225 microns (9 mils) wet film thickness per coat to achieve 100 microns (4 mils) DFT per coat, giving a total of 300 microns (12 mils) DFT. Use 3.785 liters (one U.S. gallon) of this anti-fouling product for each 6 square meters (65 square feet) of hull area to achieve 300 microns (12 mils) DFT. If multi-season potential is not desired, lesser quantities may be applied. Ablation may occur very rapidly with applications of less than 125 microns (5 mils) DFT. Apply the first coat in a different color than the finish coats. When the first color shows through, it is time to renew! Allow four hours (25°C/77°F/50% R.H.) between coats and 5 hours (25°C/77°F/50% R.H.) before launching, 24 hours is preferred. There is no maximum launch time. Use T0101 or T0093 to clean equipment. AWPGRIP® AWPSTAR® Anti-fouling Gold Label must not be used on Aluminum! Read Technical Data Sheet for complete application and cure information before using this product. Do not apply or attempt to cure this product below 10°C/50°F.

© 2002, U.S. PAINT CORP.

FOR CHEMICAL EMERGENCY CALL CHEMTREC 800-424-9300 OR 703-527-3887

LABEL REVISION 11/04/02



Telephone: 314-621-0525  
Fax: 314-621-0722

831 South 21st Street  
St. Louis, Missouri 63103


01

BP701

383

**NEXT**

**LABEL**



BP-R-01

**WARNING: DO NOT** incorporate into the multiple component U.S. PAINT Coating System, any thinner, additive, modifier, converter, or related product produced by any manufacturer other than U.S. Paint. Any such substitution can jeopardize the unique chemical characteristics provided by each of the U.S. PAINT Coating Systems.

**WARRANTY** Any recommendation of U.S. PAINT contained herein, covering use, utilization, chemical or physical properties and other qualities of the products sold is believed reliable; however, U.S. PAINT makes no warranty or representation with respect thereto. Use or application of any U.S. PAINT product is at the discretion of the Buyer without liability or obligation whatsoever of U.S. PAINT except as expressly warranted or represented in U.S. PAINT's published LIMITED WARRANTY.

# AWLGRIP® AWLSTAR® ANTI-FOULING GOLD LABEL BP201 CHARCOAL BLACK

"For Use Only on Boats and Vessel Hull Surfaces"

**ACTIVE INGREDIENT**

Cuprous oxide (CAS# 1317-39-1) ...44.15%\*  
 OTHER INGREDIENTS.....55.85%  
 100.0%

EPA Registration No. 41750-2  
 EPA Establishment No. 41750M001

\*Equivalent to 40.39% Metallic Cu

KEEP OUT OF REACH OF CHILDREN

**DANGER**  
 SEE BACK PANEL FOR PRECAUTIONARY STATEMENTS.  
 SELF-POLISHING CO-POLYMER TYPE

This information is available on our website at [www.uspaint.com](http://www.uspaint.com)

Batch Number : . . . . .	Reference MSDS BP201
VOC: 3.404 lbs/gal or 408 g/L . . . . .	

1 GALLON U.S. MEASURE (3.7850 LITERS)

122

**PRECAUTIONARY STATEMENTS. DANGER.**

**HAZARD TO HUMANS AND DOMESTIC ANIMALS**

Corrosive. Causes irreversible eye damage and causes skin irritation. May be fatal if swallowed or inhaled. Harmful if absorbed through skin. Do not get in eyes or on skin or breathe vapor, spray mist or sanding dust. Wear goggles, face shield, or safety glasses. Wear a mask or respirator jointly approved by Mine Safety and Health Administration (MSHA) and National Institute for Occupational Safety and Health (NIOSH). Wear protective clothing such as gloves, long-sleeved cotton shirt, long pants and hat. Remove contaminated clothing and wash before reuse. Wash thoroughly with soap and water after handling. Prolonged or frequently repeated skin contact may cause allergic reactions in some individuals. Use with adequate ventilation during application to prevent dangerous concentrations of vapors which could cause death from explosion or from breathing. While spraying paint or sanding boat surfaces, wear a mask or a respirator jointly approved by the MSHA and the NIOSH under the provisions of 30CFR 11. Prevent flames, sparks, welding and smoking.

**FIRST AID**

- If inhaled:
  - Move person to fresh air.
  - If person is not breathing, call 911 or an ambulance, then give artificial respiration, preferable mouth-to-mouth if possible.
  - Call a poison control center or doctor for further treatment advice.
- If on skin or clothing:
  - Take off contaminated clothing.
  - Rinse skin immediately with plenty of water for 15-20 minutes.
  - Call a poison control center or doctor for treatment advice.
- If in eyes:
  - Hold eye open and rinse slowly and gently with water for 15-20 minutes.
  - Remove contact lenses, if present, after the first 5 minutes, then continue rinsing eye.
  - Call a poison control center or doctor for treatment advice.
- If swallowed:
  - Call poison control center or doctor immediately for treatment advice.
  - Have person sip a glass of water if able to swallow.
  - Do not induce vomiting unless told to do so by the poison control center or doctor.
  - Do not give anything by mouth to an unconscious person.

Have the product container or label with you when calling a poison control center or doctor, or going for treatment.

**NOTE TO PHYSICIAN:** Probable mucosal damage may contraindicate the use of gastric lavage.

**ENVIRONMENTAL HAZARDS:** This product is toxic to fish. Do not apply directly to water. Do not contaminate water by cleaning of equipment or disposal of wastes. Do not allow chips and dust generated during paint removal to enter water. Dispose of paint debris in an approved landfill. Do not discharge effluent containing this product into lakes, streams, ponds, estuaries, oceans or other water. Do not discharge effluent containing this product to sewer systems without previously notifying the local sewage treatment plant authority. For guidance contact your State Water Board or Regional office of the EPA.

**CHEMICAL AND PHYSICAL HAZARDS:** Do not use or store near heat or open flame.

**STORAGE AND DISPOSAL:**

**PESTICIDE STORAGE:** Keep closures tight and upright to prevent leakage. Keep container closed when not in use. In case of spillage, absorb and dispose of in accordance with local applicable regulations.

**PESTICIDE DISPOSAL:** Do not contaminate water, food or feed by storage or disposal. Pesticide wastes are toxic. Improper disposal of excess pesticide, spray mixture or rinsate is a violation of Federal law. If these wastes cannot be disposed of by use according to label instructions, contact your State Pesticide or Environmental Control Agency, or the Hazardous Waste representative at the nearest EPA Regional Office for guidance.

**CONTAINER DISPOSAL:** Triple rinse (or equivalent). Then offer for recycling or reconditioning, or puncture and dispose of in a sanitary landfill, or by other procedures approved by state and local authorities.

**AWLGRIP® AWLSTAR® Gold Label Anti-Fouling** should only be applied to boat and vessel hull surfaces subject to fouling by barnacles, algae, tube worms and other fouling organisms. This product can be used on boats for either freshwater, saltwater or both. All federal, state, and local regulations must be observed when using this product.

**DIRECTIONS FOR USE:** It is a violation of Federal Law to use this product in a manner inconsistent with its labeling.

**Surface Preparation and Priming New/Bare Surfaces:** All surfaces should be clean and free of any dirt, grease, grime, wax, etc. Use AWL-PREP® (T0008) AWL-PREP® PLUS™ (T0115) or power washers to clean the hull. Steel: White metal sandblast to clean steel in accordance with SSPC-SP5-85 to a 75-100 micron (3-4 mill) profile or power grind with 16-24 discoloration profile. If profile is particularly jagged, grind to remove "spikes" providing a more uniform surface. Immediately seal the bare steel with 545 Epoxy Primers (D1004-Gray) or HULL-

GARD® E.R. (D8022). After sealing, continue to prime with HULL-GARD® Primers to achieve a minimum of 300 microns (12 mils) dry film thickness (DFT) of HULL-GARD® materials. Note: HULL-GARD® W.B. should only be applied over a base coat of HULL-GARD® E.R. **Fiberglass:** Lightly machine sand surface with 100-150 grit. Sand just enough to remove the gloss from the surface. Do not sand excessively. This will only create additional porosity in the surface that will have to be filled. Immediately seal the surface with 545 Epoxy Primer (D1001-Gray) or HULL-GARD® E.R. (D8022). After sealing, continue to prime with HULL-GARD® Primers to achieve a minimum of 300 microns (12 mils) DFT of HULL-GARD® materials. Note: HULL-GARD® W.B. should only be applied over a base coat of HULL-GARD® E.R. **Wood:** The wood must be clean, dry and well seasoned. Sand the surface smooth with 80-120 grit paper. Seal the wood with a light coat of 545 Epoxy Primer reduced 40% with T0006. After sealing the surface, apply a base coat of HULL-GARD® E.R. Then continue to apply HULL-GARD® products to achieve 300 microns (12 mils) (minimum DFT) of HULL-GARD® materials. **AWLGRIP® AWLSTAR® ANTI-FOULING GOLD LABEL IS NOT RECOMMENDED FOR USE ON ALUMINUM HULLS. Previously Painted Surfaces:** Old anti-fouling should be thoroughly cleaned before attempting to apply this anti-fouling product. Pressure washing as soon as possible after the boat is hauled is advised. This allows removal of salt and contaminants while they are still in solution, before they have an opportunity to dry and cake on the hull. **Renewing AWLGRIP® AWLSTAR® Anti-fouling Gold Label:** Hulls previously finished in this anti-fouling product that is now wearing thin can be easily renewed. Wash down thoroughly with a high pressure, clean water wash to remove all salts and surface contamination. The surface can be lightly scrubbed with a brush if necessary to remove any traces of slime or other contamination. The surfaces must be clean and dry and free of all oil, grease, salt dirt, corrosion, or other surface contamination. Carefully inspect the cleaned hull for damage to the existing AWLGRIP® AWLSTAR® Bottom System. Any breaks to the coating system should be cleaned of all corrosion on steel hulls, sanded or ground to a feather edge and spot primed with HULL-GARD® E.R. Primer, applied in 3 to 4 heavy coats. Do not prime over this anti-fouling product. **Sanding:** In most cases, no sanding is required when recoating. AWLGRIP® AWLSTAR® Gold Label with itself. A thorough sanding with 80 grit paper is advised under the following conditions: If the hull was not power washed while it was still wet from hauling. Anytime the cleanliness of the surface is in doubt; Faster, high use boats where the AWLGRIP® AWLSTAR® Gold Label has ablated to a very slick surface; Sailboats recently burnished. **Anti-fouling compatibility:** Many boat owners will want to apply AWLGRIP® AWLSTAR® Anti-fouling Gold Label over their existing anti-fouling for economic reasons. Although AWLGRIP® AWLSTAR® Anti-fouling Gold Label will work over some existing anti-fouling, U.S. Paint cannot endorse this practice as we have no control over other anti-fouling manufacturer's quality control or formulation changes. AWLGRIP® AWLSTAR® Gold Label definitely will not work over any of the tin-copolymer or organotin type anti-fouling, or the soft conventional types. This anti-fouling product should work fairly well over hard conventional type anti-fouling and ablative copolymer anti-fouling that contain copper. The most common problem encountered with these applications is cracking. A test application should be made and allowed to dry overnight before re-coating an entire hull, unless all other anti-foulant is removed. DO NOT apply primers over old anti-fouling paints.

**MIXING INSTRUCTIONS:** **Spray:** For airless spray, thinning is normally not recommended. If the viscosity has to be reduced for conventional air application, thin with up to 10% (12 oz./gal) of T0101. Do not exceed this amount of reducer. Proper film thickness is critical to the performance and durability of this anti-fouling product. Power agitate thoroughly before application. **Roller/Brush:** Reduce as necessary, up to 10% (12 oz./gal) of T0101. Additional reduction (up to 20% max.) will improve flow and help eliminate brush marks. It will also increase recoat times and decrease the amount of dry film obtained per coat requiring additional coats to achieve proper DFT. Proper film thickness is critical to the performance and durability of this anti-fouling product. Power agitate thoroughly before applying.

**APPLICATION INSTRUCTIONS:** This anti-fouling product should be applied when the final HULL-GARD® Primer coat is just barely tack-free. Airless spray or rollers are the preferred method of application, however the material can be applied by brush or air atomized spray. To achieve multi-season performance, apply a minimum of three coats at 225 microns (9 mils) wet film thickness per coat to achieve 100 microns (4 mils) DFT per coat, giving a total of 300 microns (12 mils) DFT. Use 3.785 liters (one U.S. gallon) of this anti-fouling product for each 6 square meters (65 square feet) of hull area to achieve 300 microns (12 mils) DFT. If multi-season potential is not desired, lesser quantities may be applied. Ablation may occur very rapidly with applications of less than 125 microns (5 mils) DFT. Apply the first coat in a different color than the finish coats. When the first color shows through, it is time to renew! Allow four hours (25°C/77°F/50% R.H.) between coats and 5 hours (25°C/77°F/50% R.H.) before launching, 24 hours is preferred. There is no maximum launch time. Use T0101 or T0093 to clean equipment. AWLGRIP® AWLSTAR® Anti-fouling Gold Label must not be used on Aluminum! Read technical Data Sheet for complete application and cure information before using this product. Do not apply or attempt to cure this product below 10°C/50°F.



272


01

BP201

**NEXT**

**LABEL**





BP-R-01

WARNING! DO NOT incorporate into the multiple component U.S. PAINT Coating System, any thinner, additive, modifier, converter, or related product produced by any manufacturer other than U.S. Paint. Any such substitution can jeopardize the unique chemical characteristics provided by each of the U.S. PAINT Coating Systems.

WARRANTY Any recommendation of U.S. PAINT contained herein, covering use, utilization, chemical or physical properties and other qualities of the products sold is believed reliable; however, U.S. PAINT makes no warranty or representation with respect thereto. Use or application of any U.S. PAINT product is at the discretion of the Buyer without liability or obligation whatsoever of U.S. PAINT except as expressly warranted or represented in U.S. PAINT's published LIMITED WARRANTY.

# AWLGRIP® AWLSTAR® ANTI-FOULING GOLD LABEL BP502 DEEP BLUE

"For Use Only on Boats and Vessel Hull Surfaces"

**ACTIVE INGREDIENT**

Cuprous oxide (CAS# 1317-39-1) ...44.15%\*

**OTHER INGREDIENTS**.....55.85%  
100.0%

EPA Registration No. 41750-2  
EPA Establishment No. 41750M001

\*Equivalent to 40.39% Metallic Cu

KEEP OUT OF REACH OF CHILDREN

**DANGER**

SEE BACK PANEL FOR PRECAUTIONARY STATEMENTS.  
SELF-POLISHING CO-POLYMER TYPE

This information is available on our website at [www.uspaint.com](http://www.uspaint.com)

Batch Number :	Reference MSDS BP502
VOC: 3.324 lbs/gal or 398 g/L	

1 GALLON U.S. MEASURE (3.7850 LITERS)

177

**PRECAUTIONARY STATEMENTS. DANGER.  
HAZARD TO HUMANS AND DOMESTIC ANIMALS**

Corrosive. Causes irreversible eye damage and causes skin irritation. May be fatal if swallowed or inhaled. Harmful if absorbed through skin. Do not get in eyes or on skin or breathe vapor, spray mist or sanding dust. Wear goggles, face shield, or safety glasses. Wear a mask or respirator jointly approved by Mine Safety and Health Administration (MSHA) and National Institute for Occupational Safety and Health (NIOSH). Wear protective clothing such as gloves, long-sleeved cotton shirt, long pants and hat. Remove contaminated clothing and wash before reuse. Wash thoroughly with soap and water after handling. Prolonged or frequently repeated skin contact may cause allergic reactions in some individuals. Use with adequate ventilation during application to prevent dangerous concentrations of vapors which could cause death from explosion or from breathing. While spraying paint or sanding boat surfaces, wear a mask or a respirator jointly approved by the MSHA and the NIOSH under the provisions of 30CFR 11. Prevent flames, sparks, welding and smoking.

**FIRST AID**

- If inhaled:
- Move person to fresh air.
  - If person is not breathing, call 911 or an ambulance, then give artificial respiration, preferable mouth-to-mouth if possible.
  - Call a poison control center or doctor for further treatment advice.
- If on skin or clothing:
- Take off contaminated clothing.
  - Rinse skin immediately with plenty of water for 15-20 minutes.
  - Call a poison control center or doctor for treatment advice.
- If in eyes:
- Hold eye open and rinse slowly and gently with water for 15-20 minutes.
  - Remove contact lenses, if present, after the first 5 minutes, then continue rinsing eye.
  - Call a poison control center or doctor for treatment advice.
- If swallowed:
- Call poison control center or doctor immediately for treatment advice.
  - Have person sip a glass of water if able to swallow.
  - Do not induce vomiting unless told to do so by the poison control center or doctor.
  - Do not give anything by mouth to an unconscious person.

Have the product container or label with you when calling a poison control center or doctor, or going for treatment.

**NOTE TO PHYSICIAN:** Probable mucosal damage may contraindicate the use of gastric lavage.

**ENVIRONMENTAL HAZARDS:** This product is toxic to fish. Do not apply directly to water. Do not contaminate water by cleaning of equipment or disposal of wastes. Do not allow chips and dust generated during paint removal to enter water. Dispose of paint debris in an approved landfill. Do not discharge effluent containing this product into lakes, streams, ponds, estuaries, oceans or other water. Do not discharge effluent containing this product to sewer systems without previously notifying the local sewage treatment plant authority. For guidance contact your State Water Board or Regional office of the EPA.

**CHEMICAL AND PHYSICAL HAZARDS:** Do not use or store near heat or open flame.

**STORAGE AND DISPOSAL:**

**PESTICIDE STORAGE:** Keep closures tight and upright to prevent leakage. Keep container closed when not in use. In case of spillage, absorb and dispose of in accordance with local applicable regulations.

**PESTICIDE DISPOSAL:** Do not contaminate water, food or feed by storage or disposal. Pesticide wastes are toxic. Improper disposal of excess pesticide, spray mixture or rinsate is a violation of Federal law. If these wastes cannot be disposed of by use according to label instructions, contact your State Pesticide or Environmental Control Agency, or the Hazardous Waste representative at the nearest EPA Regional Office for guidance.

**CONTAINER DISPOSAL:** Triple rinse (or equivalent). Then offer for recycling or reconditioning, or puncture and dispose of in a sanitary landfill, or by other procedures approved by state and local authorities.

**AWLGRIP® AWLSTAR® Gold Label Anti-Fouling** should only be applied to boat and vessel hull surfaces subject to fouling by barnacles, algae, tube worms and other fouling organisms. This product can be used on boats for either freshwater, saltwater or both. All federal, state, and local regulations must be observed when using this product.

**DIRECTIONS FOR USE:** It is a violation of Federal Law to use this product in a manner inconsistent with its labeling.

**Surface Preparation and Priming New/Bare Surfaces:** All surfaces should be clean and free of any dirt, grease, grime, wax, etc. Use AWL-PREP® (T0008) AWL-PREP® PLUS™ (T0115) or power washers to clean the hull. **Steel:** White metal sandblast to clean steel in accordance with SSPC-SP5-85 to a 75-100 micron (3-4 mil) profile or power grind with 16-24 disc to obtain profile. If profile is particularly jagged, grind to remove "spikes" providing a more uniform surface. Immediately seal the bare steel with 545 Epoxy Primer (D1001-Gray) or HULL-

GARD® E.R. (D8022). After sealing, continue to prime with HULL-GARD® Primers to achieve a minimum of 300 microns (12 mils) dry film thickness (DFT) of HULL-GARD® materials. Note: HULL-GARD® W.B. should only be applied over a base coat of HULL-GARD® E.R. **Fiberglass:** Lightly machine sand surface with 100-150 grit. Sand just enough to remove the gloss from the surface. Do not sand excessively. This will only create additional porosity in the surface that will have to be filled. Immediately seal the surface with 545 Epoxy Primer (D1001-Gray) or HULL-GARD® E.R. (D8022). After sealing, continue to prime with HULL-GARD® Primers to achieve a minimum of 300 microns (12 mils) DFT of HULL-GARD® materials. Note: HULL-GARD® W.B. should only be applied over a base coat of HULL-GARD® E.R. **Wood:** The wood must be clean, dry and well seasoned. Sand the surface smooth with 80-120 grit paper. Seal the wood with a light coat of 545 Epoxy Primer reduced 40% with T0006. After sealing the surface, apply a base coat of HULL-GARD® E.R. Then continue to apply HULL-GARD® products to achieve 300 microns (12 mils) (minimum DFT) of HULL-GARD® materials. **AWLGRIP® AWLSTAR® ANTI-FOULING GOLD LABEL IS NOT RECOMMENDED FOR USE ON ALUMINUM HULLS. Previously Painted Surfaces:** Old anti-fouling should be thoroughly cleaned before attempting to apply this anti-fouling product. Pressure washing as soon as possible after the boat is hauled is advised. This allows removal of salt and contaminants while they are still in solution, before they have an opportunity to dry and cake on the hull. **Renewing AWLGRIP® AWLSTAR® Anti-fouling Gold Label:** Hulls previously finished in this anti-fouling product that is now wearing thin can be easily renewed. Wash down thoroughly with a high pressure, clean water wash to remove all salts and surface contamination. The surface can be lightly scrubbed with a brush if necessary to remove any traces of slime or other contamination. The surfaces must be clean and dry and free of all oil, grease, salt, dirt, corrosion, or other surface contamination. Carefully inspect the cleaned hull for damage to the existing AWLGRIP® AWLSTAR® Bottom System. Any breaks to the coating system should be cleaned of all corrosion on steel hulls, sanded or ground to a feather edge and spot primed with HULL-GARD® E.R. Primer, applied in 3 to 4 heavy coats. Do not prime over this anti-fouling product. **Sanding:** In most cases, no sanding is required when recoating AWLGRIP® AWLSTAR® Gold Label with itself. A thorough sanding with 80 grit paper is advised under the following conditions: If the hull was not power washed while it was still wet from hauling. Anytime the cleanliness of the surface is in doubt; Faster, high use boats where the AWLGRIP® AWLSTAR® Gold Label has ablated to a very slick surface; Sailboats recently burnished. **Anti-fouling compatibility:** Many boat owners will want to apply AWLGRIP® AWLSTAR® Anti-fouling Gold Label over their existing anti-fouling for economic reasons. Although AWLGRIP® AWLSTAR® Anti-fouling Gold Label will work over some existing anti-fouling, U.S. Paint cannot endorse this practice as we have no control over other anti-fouling manufacturer's quality control or formulation changes. AWLGRIP® AWLSTAR® Gold Label definitely will not work over any of the tin-copolymer or organotin type anti-fouling, or the soft conventional types. This anti-fouling product should work fairly well over hard conventional type anti-fouling and ablative copolymer anti-fouling that contain copper. The most common problem encountered with these applications is mudcracking. A test application should be made and allowed to dry overnight before re-coating an entire hull, unless all other anti-foulant is removed. DO NOT apply primers over old anti-fouling paints.

**MIXING INSTRUCTIONS: Spray:** For airless spray, thinning is normally not recommended. If the viscosity has to be reduced for conventional air application, thin with up to 10% (12 oz./gal) of T0101. Do not exceed this amount of reducer. Proper film thickness is critical to the performance and durability of this anti-fouling product. Power agitate thoroughly before application. **Roller/Brush:** Reduce as necessary, up to 10% (12 oz./gal) of T0101. Additional reduction (up to 20% max.) will improve flow and help eliminate brush marks. It will also increase recoat times and decrease the amount of dry film obtained per coat requiring additional coats to achieve proper DFT. Proper film thickness is critical to the performance and durability of this anti-fouling product. Power agitate thoroughly before applying.

**APPLICATION INSTRUCTIONS:** This anti-fouling product should be applied when the final HULL-GARD® Primer coat is just barely tack-free. Airless spray or rollers are the preferred method of application, however the material can be applied by brush or air atomized spray. To achieve multi-season performance, apply a minimum of three coats at 225 microns (9 mils) wet film thickness per coat to achieve 100 microns (4 mils) DFT per coat, giving a total of 300 microns (12 mils) DFT. Use 3.785 liters (one U.S. gallon) of this anti-fouling product for each 6 square meters (65 square feet) of hull area to achieve 300 microns (12 mils) DFT. Multi-season potential is not desired, lesser quantities may be applied. Ablation may occur very rapidly with applications of less than 125 microns (5 mils) DFT. Apply the first coat in a different color than the finish coats. When the first color shows through, it is time to renew! Allow four hours (25°C/77°F/50% R.H.) between coats and 5 hours (25°C/77°F/50% R.H.) before launching. 24 hours is preferred. There is no maximum launch time. Use T0101 or T0093 to clean equipment. AWLGRIP® AWLSTAR® Anti-fouling Gold Label must not be used on Aluminum! Read Technical Data Sheet for complete application and cure information before using this product. Do not apply or attempt to cure this product below 10°C/50°F.

© 2002, U.S. PAINT CORP.

FOR CHEMICAL EMERGENCY, CALL CHEMTREC 800-424-9300 OR 703-527-3887

LABEL REVISION 11/04/02



Telephone: 314-621-0525

831 South 21st Street

Fax: 314-621-0722

St. Louis, Missouri 63103

01

BP502

232