

40849-72

07/01/2009

1/9



UNITED STATES ENVIRONMENTAL PROTECTION AGENCY
WASHINGTON, D.C. 20460

OFFICE OF
PREVENTION, PESTICIDES AND
TOXIC SUBSTANCES

JUL - 1 2009

Ms. Kellie Dixon, Chemist
Enforcer Products
A Division of Acuity Specialty Products Group, Inc.
1310 Seaboard Industrial Blvd.
Atlanta, GA 30318

Subject: Label Notifications for Pesticide Registration Notices 2007-4

Dear Ms. Dixon,

The Agency is in receipt of your Applications for Pesticide Notification under Pesticide Registration Notice (PRN) 2007-4 dated February 3, 2009 for the following products:

Enforcer Ant & Roach Killer III	EPA Registration Number 40849-33
Enforcer Flea Fogger XX	EPA Registration Number 40849-56
R & M Carpet Powder #6	EPA Registration Number 40849-61
Enforcer P002-082797-RMP	EPA Registration Number 40849-72
Enforcer RoachMax™ Bait Stations	EPA Registration Number 40849-76
Enforcer Fire Ant Bait	EPA Registration Number 40849-79
Enforcer BugMax Home Pest Control	EPA Registration Number 40849-80

The Registration Division (RD) has conducted its review of these requests for their applicability under PRN 2007-4 and finds that the label changes requested fall within the scope of PRN 2007-4. The labels submitted with the applications have been stamped "Notification" and will be placed in our records.

Please be reminded that 40 CFR Part 156.140(a)(4) requires that a batch code, lot number, or other code identifying the batch of the pesticide distributed and sold be placed on nonrefillable containers. The code may appear either on the label (and can be added by non-notification/PR Notice 98-10) or durably marked on the container itself.

2/9

If you have any questions, please call me directly at 703-305-6249 or Steve Schaible of my staff at 703-308-9362.

Sincerely,



Linda Arrington

Notifications & Minor Formulations Team Leader

Registration Division (7505P)

Office of Pesticide Programs



United States
Environmental Protection Agency
Washington, DC 20460

<input type="checkbox"/>	Registration
<input type="checkbox"/>	Amendment
<input checked="" type="checkbox"/>	Other

OPP Identifier Number

Application for Pesticide - Section I

1. Company/Product Number Enforcer Products / 40849-72	2. EPA Product Manager George LaRocca	3. Proposed Classification <input checked="" type="checkbox"/> None <input type="checkbox"/> Restricted
4. Company/Product (Name) Enforcer P002-082797-RMP	PM# 13	
5. Name and Address of Applicant (Include ZIP Code) Enforcer Products A Division of Acuity Specialty Products Group, Inc. 1310 Seaboard Industrial Blvd. Atlanta, GA 30318 <input type="checkbox"/> Check if this is a new address	6. Expedited Review. In accordance with FIFRA Section 3(c)(3) (b)(i), my product is similar or identical in composition and labeling to: EPA Reg. No. _____ Product Name _____ NOTIFICATION JUL 01 2009	

Section - II

<input type="checkbox"/> Amendment - Explain below.	<input type="checkbox"/> Final printed labels in response to Agency letter dated _____
<input type="checkbox"/> Resubmission in response to Agency letter dated _____	<input type="checkbox"/> "Me Too" Application.
<input checked="" type="checkbox"/> Notification - Explain below.	<input type="checkbox"/> Other - Explain below.

Explanation: Use additional page(s) if necessary. (For section I and Section II.)

"Notification of label change per PR Notice 2007-4. This notification is consistent with the guidance in PR Notice 2007-4 and the requirements of EPA's regulation at 40 CFR 156.10, 156.140, 156.144, 156.146, and 156.156. No other changes have been made to the labeling or Confidential Statement of Formula for this product. I understand that it is a violation of 18 U.S.C Sec. 1001 to willfully make any false statement to the EPA. I further understand that if the amended label is not consistent with the requirements of 40 CFR 156.10, 156.140, 156.144, 156.146, and 156.156, this product may be in violation of FIFRA and I may be subject to enforcement action and penalties under sections 12 and 14 of FIFRA."

Section - III

1. Material This Product Will Be Packaged In:				2. Type of Container	
Child-Resistant Packaging <input type="checkbox"/> Yes <input checked="" type="checkbox"/> No	Unit Packaging <input type="checkbox"/> Yes <input checked="" type="checkbox"/> No	Water Soluble Packaging <input type="checkbox"/> Yes <input checked="" type="checkbox"/> No		<input type="checkbox"/> Metal	<input checked="" type="checkbox"/> Plastic
* Certification must be submitted		If "Yes" Unit Packaging wgt. No. per container	If "Yes" Package wgt. No. per container.	<input checked="" type="checkbox"/> Glass	<input type="checkbox"/> Paper
				<input type="checkbox"/> Other (Specify) _____	
3. Location of Net Contents Information <input checked="" type="checkbox"/> Label <input type="checkbox"/> Container		4. Size(s) Retail Container 0.03 oz		5. Location of Label Directions <input checked="" type="checkbox"/> on label	
6. Manner in Which Label is Affixed to Product <input checked="" type="checkbox"/> Lithograph Paper glued Stenciled			<input checked="" type="checkbox"/> Other card		

Section - IV

1. Contact Point (Complete items directly below for identification of individual to be contacted, if necessary, to process this application.)		
Name Kellie Dixon	Title Chemist / Compliance Services	Telephone No. (Include Area Code) 404-352-1680 x6421
Certification I certify that the statements I have made on this form and all attachments thereto are true, accurate and complete. I acknowledge that any knowingly false or misleading statement may be punishable by fine or imprisonment or both under applicable law.		6. Date Application Received (Stamped)
2. Signature 	3. Title Chemist / Compliance Services	
4. Typed Name Kellie Dixon	5. Date 2/3/09	

4/9

NOTIFICATION

40849-72: Page 1 of 6
02/03/09 ; 11:22 AM

JUL 01 2009

ENFORCER®
P002-082797-RMP

- Topical Flea & Tick Treatment for Dogs and Puppies six months and older
- Contains [With] Precor®, Vigren® [Insect Growth Regulator (IGR)] or FGR® (Flea Growth Regulator)
- Prevents Flea Eggs from Developing into Biting Adults for up to 30 Days [3 Months]
- **IMPORTANT! [Intended] For Use on Dogs and Puppies 6 Months of Age or Older; Do not use on Cats!**

No Cat Graphic

- For [Use on] Dogs and Puppies Under 30 lbs. [0.03 fl. oz. (1 cc) applicator]
 - Kills and Repels Fleas, Ticks and Mosquitoes for up to 30 Days
 - Kills Fleas Before they Lay Eggs
 - Kills Flea Eggs to Prevent Reinfestation
 - [Number] Convenient, Pre-Filled Applicators
 - Easy and Convenient to Use
 - 3 Month Supply [1 applicator = 1 month treatment]
 - 3 Month Flea & Tick Treatment
 - Once a Month Flea, Tick and Mosquito Treatment
 - 3 Month treatment for dogs under 30 pounds
 - Month 1 • Month 2 • Month 3

(Front or Back)

ACTIVE INGREDIENTS:

Permethrin [CAS #52645-53-1]	45%
(s)-Methoprene [CAS #65733-16-6]	3%
OTHER INGREDIENTS:	52%
Total	100%

Keep Out of Reach of Children
CAUTION
See back panel for [Ingredients and] additional precautionary statements.

Net Contents: 3 - 0.03 fl. oz. (1 cc) applicators [dogs/puppies under 30 lbs.]
[Alternate applicator sizes permissible as long as dosage/ratios are maintained the same. See end of label for examples*]

5/9

**READ ENTIRE LABEL BEFORE EACH USE. USE ONLY ON DOGS OR PUPPIES.
DO NOT USE ON CATS!**

**PRECAUTIONARY STATEMENTS
Hazards to Humans and Domestic Animals**

CAUTION: Humans: Avoid contact with skin or clothing. Wash thoroughly with soap and water after handling. **Domestic Animals** Do not use on puppies less than six months of age. Consult a veterinarian before using this product on debilitated, aged, medicated, pregnant or nursing animals. Sensitivities may occur after using ANY pesticide product for pets. If signs of sensitivity occur, bathe your pet with a mild soap and rinse with large amounts of water. If signs continue, consult a veterinarian **IMMEDIATELY**

First Aid

If on Skin or Clothing:	<ul style="list-style-type: none"> • Take off contaminated clothing. • Rinse skin immediately with plenty of water for 15-20 minutes. • [Call a poison control center or doctor for treatment advice.] (if space available)
Have the product container or label with you when calling a poison control center or doctor or going for treatment. You may also contact 1-800-241-5656 [1-800-950-4783 or 1-800-766-7661 or a Poison Control Center] for emergency medical treatment, Monday-Friday, 9am-5pm EST.	

[Note: First Aid statement paragraph format may be used if space is limited]

Environmental Hazards
This product is toxic to fish.

Physical or Chemical Hazards
[Combustible.] Do not use or store near heat or open flame.

TREATMENT SCHEDULE Dosage: 1 tube every 30 days per dog.			
Pet's Name	First Treatment Date	Second Treatment Date (30 Days From 1 st)	Third Treatment Date (30 Days From 2 nd)

Reminder: I purchased P002-082797-RMP from: _____


DIRECTIONS FOR USE

It is a violation of Federal law to use this product in a manner inconsistent with its labeling. This product [or product name] prevents eggs from developing into adult fleas for up to 30 days [3 months]. This product [or product name] also kills and repels ticks and mosquitoes for up to 30 days.

Do Not Use on Cats!

May be toxic and potentially fatal if applied to or ingested by cats. Cats that actively groom or engage in close physical contact with recently treated dogs may be at risk of serious harmful effects.

Graphics for Each Step



6/9

[Alternate applicator sizes permissible as long as dosage/ratios are maintained the same. See end of label for examples*]

1. Remove pre-filled applicator(s) from package and hold in an upright position.
2. [Gently press cap to break the seal of the applicator.] [Simply twist cap to break the seal of the applicator.] Open applicator by carefully cutting the top of the tube.
3. [Carefully remove the cap.] Position the tip of the applicator on the dog's back between the shoulder blades. Apply half of the contents of the tube (0.5 cc) and proceed with steps 4 and 5.
4. Invert the applicator to an upright position and move to the dog's hindquarters. Position the tip of the applicator at the base of the tail and apply the remaining contents of the tube (0.5cc).
5. **Do not reapply product for 30 days.**

[Alternate Packaging Directions]

1. Bend at perforation and tear off first month's applicator.
2. Hold applicator upright and snap tip back, away from face and body.

Note: DO NOT APPLY this product [or product name] to cats. These flea drops are intended for dogs only!

Although this product [or product name] is applied only between the shoulder blades and at the base of the tail [and in the middle of the back (over 60 lbs)], the dog's skin and hair oils carry the product over the entire body for protection against fleas, ticks and flea eggs. This product [or product name] is most effective when used as part of a total flea and tick management program. Use other [Enforcer] products registered for residential area control of these pests in conjunction with this treatment. [For additional control of fleas in and around the home use [product names] EnforcerFlea Spray for Yards Concentrate and Enforcer Flea Spray for Homes.]

STORAGE AND DISPOSAL

Storage: Store in a cool, dry area in a location out of reach of children and pets.

Disposal: Nonrefillable container. Do not reuse or refill this container. Offer for recycling, if available. Never place unused product down any indoor or outdoor drain.

Products must bear a batch code. This is a lot number or other code used by the registrant or producer to identify the batch of the pesticide product distributed and sold.


Copy: _____

Product Code: _____

Made in USA

ENFORCER® PRODUCTS,
A division of Acuity Specialty Products Group, Inc.
P.O. Box 1060
Cartersville, GA 30120-1060
www.enforcer.com

Questions? Call (770) 386-0801, Monday through Friday, 9 am to 5 pm EST
[In case of emergency or for product use information, call (phone number) or visit our Web site: (URL)]



[Alternate Language for dogs Over 30 lbs] [E]

[Alternate applicator sizes permissible as long as dosage/ratios are maintained the same. See end of label for examples*]

For [Use on] Dogs and Puppies Over 30 Lbs. [0.03 fl. Oz. (1 cc) applicator]

3 Month treatment for dogs Over 30 pounds

3 Month Supply [2 applicators = 1 month treatment]

Net Contents: 6 – 0.03 fl. Oz. (1 cc) applicators

1. Remove pre-filled applicator(s) from package and hold in an upright position.
2. [Gently press cap to break seal of the applicator.] [Simply twist cap to break the seal of the applicator.] Open applicator by carefully cutting the top of the tube.
3. [Carefully remove the cap.] Position the tip of the applicator on the dog's back between the shoulder blades. Apply the entire contents of the tube (1 cc) and proceed with steps 4 and 5.
4. Open another applicator (following directions provided in steps 1 and 2 above). Position the tip of the applicator at the base of the tail and apply the entire contents of the tube (1 cc).
5. Do not reapply product for 30 days.

[Alternate Packaging Directions]

1. Bend at perforation and tear off first month's applicator.
2. Hold applicator upright and snap tip back, away from face and body.

[Alternate Language for dogs over 60 lbs] [W]

[Alternate applicator sizes permissible as long as dosage/ratios are maintained the same. See end of label for examples*]

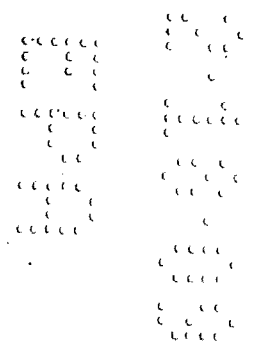
4 Month Supply [1 applicator = 1 month treatment]

Net Contents: 4 – 3cc applicators

1. Remove pre-filled applicator(s) from package and hold in an upright position.
2. [Gently press cap to break seal of the applicator.] [Simply twist cap to break the seal of the applicator.] Open applicator by carefully cutting the top of the tube.
3. Position the tip of the applicator at the base on the dog's neck. Apply 1/3 of the contents of the applicator.
4. Invert the applicator to an upright position and move to the middle of the dog's back. Apply 1/2 of the remaining contents of the applicator.
5. Invert the applicator to an upright position and move to the base of the dog's tail. Apply the remaining 1/3 of the contents of the applicator.
6. Do not reapply product for 30 days.

[Alternate Packaging Directions]

1. Bend at perforation and tear off first month's applicator.
2. Hold applicator upright and snap tip back, away from face and body.



[Alternate Language for dogs up to 60 lbs] [W]

[Alternate applicator sizes permissible as long as dosage/ratios are maintained the same. See end of label for examples*]

4 Month Supply [1 applicator = 1 month treatment]

Net Contents: 4 – 2cc applicators [dogs/puppies 31-60 lbs]

Net Contents: 4 – 1 cc applicators [dogs/puppies less than 30 lbs]

1. Remove pre-filled applicator(s) from package and hold in an upright position.
2. [Gently press cap to break seal of the applicator.] [Simply twist cap to break the seal of the applicator.] Open applicator by carefully cutting the top of the tube.
3. Position the tip of the applicator on the dog's back between the shoulder blades. Apply half of the contents of the applicator.
4. Invert the applicator to an upright position and move to the dog's hindquarters. Position the tip of the applicator at the base of the tail and apply the remaining contents of the applicator.
5. Do not reapply product for 30 days.

[Alternate Packaging Directions]

1. Bend at perforation and tear off first month's applicator.
2. Hold applicator upright and snap tip back, away from face and body.

[Alternate Language for dogs of all sizes] [E]

[Alternate applicator sizes permissible as long as dosage/ratios are maintained the same. See end of label for examples*]

For [Use on] Dogs of All Sizes [0.03 fl oz. (1 cc) applicator]:
 6 Month treatment for dogs Under 30 pounds [1 applicator = 1 month treatment]
 3 Month treatment for dogs 30 to 59 pounds [2 applicators = 1 month treatment]
 2 Month treatment for dogs Over 60 pounds [3 applicators = 1 month treatment]

Drop 1 Drop 2 Drop 3 Drop 4 Drop 5 Drop 6

Net Contents: 6 – 0.03 fl. Oz. (1cc) applicators

[Alternate Language for dogs of all sizes] [E]

[Alternate applicator sizes permissible as long as dosage/ratios are maintained the same. See end of label for examples*]

For [Use on] Dogs of All Sizes [0.03 fl oz. (1 cc) applicator]:
 3 Month treatment for dogs Under 30 pounds [1 applicator = 1 month treatment]
 1.5 Month treatment for dogs 30 to 59 pounds [2 applicators = 1 month treatment]
 1 Month treatment for dogs Over 60 pounds [3 applicators = 1 month treatment]

Drop 1 Drop 2 Drop 3

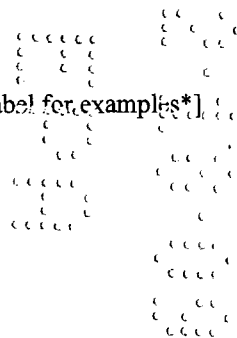
Net Contents: 3 – 0.03 fl. Oz. (1cc) applicators

[Alternate Language for dogs of all sizes] [W]

[Alternate applicator sizes permissible as long as dosage/ratios are maintained the same. See end of label for examples*]

Net Contents: 50 – 1cc applicators

1. Remove pre-filled applicator(s) from package and hold in an upright position.



9/19

2. [Gently press cap to break the seal of the applicator.] [Simply twist cap to break the seal of the applicator.] Open applicator by carefully cutting the top of the tube. [Carefully remove the cap.]
3. Apply as directed below.
4. Do not reapply product for 30 days.

[Alternate Packaging Directions]

1. Bend at perforation and tear off first month's applicator.
2. Hold applicator upright and snap tip back, away from face and body.

MONTHLY [product name] APPLICATION

Application By Weight # of 1cc Tubes Where to Apply

Dogs up to 29 pounds	One tube	½ tube at base of neck ½ tube at base of tail
Dogs 30 to 59 pounds	Two tubes	1 tube at base of neck 1 tube at base of tail
Dogs 60 pounds +	Three tubes	1 tube at base of neck 1 tube in middle of back 1 tube at base of tail

[*Alternate applicator sizes permissible as long as dosage/ratios are maintained the same. Examples:]

DOG WEIGHT	SIZE	WHERE TO APPLY
Less than 15 lbs.	1cc	½ at neck, ½ at tail
16-30 lbs.	1cc	½ at neck, ½ at tail
31-60 lbs.	2cc	½ at neck, ½ at tail
Greater than 60 lbs.	3cc	1/3 at neck, 1/3 at mid-back, 1/3 at tail

NOTIFICATION

JUL 01 2009

