

40849-72

1/30/2003

Page 188

Please read instructions on reverse before completing form.

Form Approved, OMB No. 2070-0060, Approval expires 2-28-95



United States
Environmental Protection Agency
Washington, DC 20460

Registration
 Amendment
 Other

OPP Identifier Number

Application for Pesticide - Section I

1. Company/Product Number 40849-72	2. EPA Product Manager George LaRocca	3. Proposed Classification <input checked="" type="checkbox"/> None <input type="checkbox"/> Restricted
4. Company/Product (Name) Enforcer P002-082797-RMP	PM# 13	
5. Name and Address of Applicant (Include ZIP Code) Enforcer Products P.O. Box 1060 Cartersville, GA 30120 <input type="checkbox"/> Check if this is a new address	6. Expedited Review. In accordance with FIFRA Section 3(c)(3)(b)(i), my product is similar or identical in composition and labeling to: EPA Reg. No. _____ Product Name _____	

Section - II

<input type="checkbox"/> Amendment - Explain below.	<input checked="" type="checkbox"/> Final printed labels in response to Agency letter dated _____	NOTIFICATION JAN 30 2003
<input type="checkbox"/> Resubmission in response to Agency letter dated _____	<input type="checkbox"/> "Me Too" Application.	
<input checked="" type="checkbox"/> Notification - Explain below.	<input type="checkbox"/> Other - Explain below.	

Explanation: Use additional page(s) if necessary. (For section I and Section II.)

Notification of additional Alternate Language for Dogs of All Sizes - 3 pack per PR Notice 98-10.

This notification is consistent with the provisions of PR Notice 98-10 and EPA regulations at 40 CFR 152.46, and no other changes have been made to the labeling or the confidential statement of formula of this product. I understand that it is a violation of 18 U.S.C. Sec. 1001 to willfully make any false statement to EPA. I further understand that if this notification is not consistent with the terms of PR Notice 98-10 and 40 CFR 152.46, this product may be in violation of FIFRA and I may be subject to enforcement action and penalties under sections 12 and 14 of FIFRA.

Section - III

1. Material This Product Will Be Packaged In:					
Child-Resistant Packaging <input type="checkbox"/> Yes <input type="checkbox"/> No	Unit Packaging <input type="checkbox"/> Yes <input type="checkbox"/> No	Water Soluble Packaging <input type="checkbox"/> Yes <input type="checkbox"/> No	2. Type of Container <input type="checkbox"/> Metal <input type="checkbox"/> Plastic <input type="checkbox"/> Glass <input type="checkbox"/> Paper <input type="checkbox"/> Other (Specify) _____		
* Certification must be submitted		If "Yes" Unit Packaging wgt.	No. per container	If "Yes" Package wgt.	No. per container
3. Location of Net Contents Information <input type="checkbox"/> Label <input type="checkbox"/> Container		4. Size(s) Retail Container		5. Location of Label Directions <input type="checkbox"/>	
6. Manner in Which Label is Affixed to Product <input type="checkbox"/> Lithograph <input type="checkbox"/> Paper glued <input type="checkbox"/> Stenciled		<input type="checkbox"/> Other _____			

Section - IV

1. Contact Point (Complete items directly below for identification of individual to be contacted, if necessary, to process this application.)			
Name April Hawkes	Title Regulatory Manager	Telephone No. (Include Area Code) 678-721-2143	
Certification I certify that the statements I have made on this form and all attachments thereto are true, accurate and complete. I acknowledge that any knowingly false or misleading statement may be punishable by fine or imprisonment or both under applicable law.			6. Date Application Received (Stamped)
2. Signature 	3. Title Regulatory Manager		
4. Typed Name April Hawkes	5. Date January 13, 2003		

ENFORCER

An Acuity Brands Company

2 8 8
Enforcer Products
Acuity Specialty Products Group, Inc.
P.O. Box 1060
Cartersville, GA 30120-1060
Tel: 770 386 0801
Fax: 770 386 1659
enforcer.com

January 13, 2003

Document Processing Desk (NOTIF)
Office of Pesticide Programs (7504C)
U.S. Environmental Protection Agency
Room 266A, Crystal Mall 2
1921 Jefferson Davis Highway
Arlington, VA 22202-4501

**Re: Enforcer P002-082797-RMP
EPA Reg# 40849-72**


Subject: Label Notification

I am submitting a Label Notification for the above product. Attached you will find:


1. EPA Application for Registration (EPA Form 8570-1)
2. Five copies of Draft Labeling with the following changes:
Added Alternate Language for Dogs of All Sizes – 3 count

If you have any questions or problems, please contact me at (678) 721-2143 or april.hawkes@enforcer.com.

Sincerely,



April Hawkes
Regulatory Manager



3 7 8

ENFORCER®
P002-082797-RMP

- Topical Flea & Tick Treatment for Dogs and Puppies six months and older
- Contains [With] Precor®, Vigren® [Insect Growth Regulator (IGR)] or FGR® (Flea Growth Regulator)
 - Prevents Flea Eggs from Developing into Biting Adults for up to 30 Days [3 Months]
- **IMPORTANT! [Intended] For Use on Dogs and Puppies 6 Months of Age or Older; Do not use on Cats!**

No Cat Graphic

- For [Use on] Dogs and Puppies Under 30 lbs. [0.03 fl. oz. (1 cc) applicator]
 - Kills and Repels Fleas, Ticks and Mosquitoes for up to 30 Days
 - Kills Fleas Before they Lay Eggs
 - Kills Flea Eggs to Prevent Reinfestation
 - [Number] Convenient, Pre-Filled Applicators
 - Easy and Convenient to Use
 - 3 Month Supply [1 applicator = 1 month treatment]
 - 3 Month Flea & Tick Treatment
 - Once a Month Flea, Tick and Mosquito Treatment
 - 3 Month treatment for dogs under 30 pounds
 - Month 1 • Month 2 • Month 3

NOTIFICATION
JAN 30 2003

(Front or Back Panel)

ACTIVE INGREDIENTS:

Permethrin [CAS #52645-53-1].....	45%
(s)-Methoprene [CAS #65733-16-6]	3%
OTHER INGREDIENTS:	<u>52%</u>
Total	100%

Keep Out of Reach of Children
CAUTION
See back panel for [Ingredients and] additional precautionary statements.

Net Contents: 3 - 0.03 fl. oz. (1 cc) applicators [dogs/puppies under 30 lbs.]
[Alternate applicator sizes permissible as long as dosage/ratios are maintained the same. See end of label for examples*]

EPA Reg. No. 40849-72

EPA Est. 40849-GA-1

**READ ENTIRE LABEL BEFORE EACH USE. USE ONLY ON DOGS OR PUPPIES.
DO NOT USE ON CATS!**

PRECAUTIONARY STATEMENTS

Hazards to Humans & Domestic Animals

CAUTION: Humans: Avoid contact with skin or clothing. Wash thoroughly with soap and water after handling. **Domestic Animals: DO NOT USE ON CATS!** Cats that actively groom or engage in close physical contact with recently treated dogs may be at risk of toxic exposure. Do not use on puppies less than six months of age. Consult a veterinarian before using this product on debilitated, aged, medicated, pregnant or nursing animals. Sensitivities may occur after using ANY pesticide product for pets. If signs of sensitivity occur, bathe your pet with a mild soap and rinse with large amounts of water. If signs continue, consult a veterinarian IMMEDIATELY. In the event of an emergency, contact the National Animal Poison Control Center at 1-800-345-4735.

First Aid

If on Skin or Clothing:	<ul style="list-style-type: none"> • Take off contaminated clothing. • Rinse skin immediately with plenty of water for 15-20 minutes. • [Call a poison control center or doctor for treatment advice.] (if space available)
<p>Have the product container or label with you when calling a poison control center or doctor or going for treatment. You may also contact 1-800-241-5656 [1-800-950-4783 or 1-800-766-7661 or a Poison Control Center] for emergency medical treatment, Monday – Friday, 9am-5pm EST.</p>	

[Note: First Aid statement paragraph format may be used if space is limited]

Environmental Hazards

This product is toxic to fish.

Physical or Chemical Hazards

Do not use or store near heat or open flame.

TREATMENT SCHEDULE

Dosage: 1 tube every 30 days per dog.

Pet's Name	First Treatment Date	Second Treatment Date (30 Days From 1 st)	Third Treatment Date (30 Days From 2 nd)

Reminder: I purchased P002-082797-RMP from: _____

DIRECTIONS FOR USE

It is a violation of Federal law to use this product in a manner inconsistent with its labeling.

This product [or product name] prevents eggs from developing into adult fleas for up to 30 days [3 months]. This product [or product name] also kills and repels ticks and mosquitoes for up to 30 days.

Do Not Use on Cats!

May be toxic and potentially fatal if applied to or ingested by cats. Cats that actively groom or engage in close physical contact with recently treated dogs may be at risk of serious harmful effects.

Graphics for Each Step

5 7 8

[Alternate applicator sizes permissible as long as dosage/ratios are maintained the same. See end of label for examples*]

1. Remove pre-filled applicator(s) from package and hold in an upright position.
2. [Gently press cap to break the seal of the applicator.] [Simply twist cap to break the seal of the applicator.] Open applicator by carefully cutting the top of the tube.
3. [Carefully remove the cap.] Position the tip of the applicator on the dog's back between the shoulder blades. Apply half of the contents of the tube (0.5 cc) and proceed with steps 4 and 5.
4. Invert the applicator to an upright position and move to the dog's hindquarters. Position the tip of the applicator at the base of the tail and apply the remaining contents of the tube (0.5cc).
5. **Do not reapply product for 30 days.**

[Alternate Packaging Directions]

1. Bend at perforation and tear off first month's applicator.
2. Hold applicator upright and snap tip back, away from face and body.

Note: DO NOT APPLY this product [or product name] to cats. These flea drops are intended for dogs only!

Although this product [or product name] is applied only between the shoulder blades and at the base of the tail [and in the middle of the back (over 60 lbs)], the dog's skin and hair oils carry the product over the entire body for protection against fleas, ticks and flea eggs. This product [or product name] is most effective when used as part of a total flea and tick management program. Use other [Enforcer] products registered for residential area control of these pests in conjunction with this treatment. [For additional control of fleas in and around the home use [product names] Enforcer Flea Spray for Yards Concentrate and Enforcer Flea Spray for Homes.]

STORAGE AND DISPOSAL

Storage: Store in a cool, dry area in a location out of reach of children and pets.

Disposal: If empty: Do not reuse this container [empty applicator]. Place in trash or offer for recycling if available.

If partly filled: Call your local solid waste agency or 1-800-CLEANUP for disposal instructions. Never place unused product down any indoor or outdoor drain.


[Disposal: Do not reuse this container [empty applicator]. Place in trash or offer for recycling if available. Never place unused product down any indoor or outdoor drain.]

Copy: _____
Product Code: _____

Made in USA

ENFORCER[®] PRODUCTS,
A division of Acuity Specialty Products Group, Inc.
P.O. Box 1060
Cartersville, GA 30120-1060
www.enforcer.com

Questions? Call (770) 386-0801, Monday through Friday, 9 am to 5 pm EST
[In case of emergency or for product use information, call (phone number) or visit our Web site: (URL)]



[Alternate Language for dogs Over 30 lbs] [E]

[Alternate applicator sizes permissible as long as dosage/ratios are maintained the same. See end of label for examples*]

For [Use on] Dogs and Puppies Over 30 Lbs. [0.03 fl. Oz. (1 cc) applicator]

3 Month treatment for dogs Over 30 pounds

3 Month Supply [2 applicators = 1 month treatment]

Net Contents: 6 – 0.03 fl. Oz. (1 cc) applicators

1. Remove pre-filled applicator(s) from package and hold in an upright position.
2. [Gently press cap to break seal of the applicator.] [Simply twist cap to break the seal of the applicator.] Open applicator by carefully cutting the top of the tube.
3. [Carefully remove the cap.] Position the tip of the applicator on the dog's back between the shoulder blades. Apply the entire contents of the tube (1 cc) and proceed with steps 4 and 5.
4. Open another applicator (following directions provided in steps 1 and 2 above). Position the tip of the applicator at the base of the tail and apply the entire contents of the tube (1 cc).
5. Do not reapply product for 30 days.

[Alternate Packaging Directions]

1. Bend at perforation and tear off first month's applicator.
2. Hold applicator upright and snap tip back, away from face and body.

[Alternate Language for dogs over 60 lbs] [W]

[Alternate applicator sizes permissible as long as dosage/ratios are maintained the same. See end of label for examples*]


4 Month Supply [1 applicator = 1 month treatment]

Net Contents: 4 – 3cc applicators

1. Remove pre-filled applicator(s) from package and hold in an upright position.
2. [Gently press cap to break seal of the applicator.] [Simply twist cap to break the seal of the applicator.] Open applicator by carefully cutting the top of the tube.
3. Position the tip of the applicator at the base on the dog's neck. Apply 1/3 of the contents of the applicator.
4. Invert the applicator to an upright position and move to the middle of the dog's back. Apply 1/3 of the remaining contents of the applicator.
5. Invert the applicator to an upright position and move to the base of the dog's tail. Apply the remaining 1/3 of the contents of the applicator.
6. Do not reapply product for 30 days.

[Alternate Packaging Directions]

1. Bend at perforation and tear off first month's applicator.
2. Hold applicator upright and snap tip back, away from face and body.



[Alternate Language for dogs up to 60 lbs] [W]

[Alternate applicator sizes permissible as long as dosage/ratios are maintained the same. See end of label for examples*]

4 Month Supply [1 applicator = 1 month treatment]

Net Contents: 4 – 2cc applicators [dogs/puppies 31-60 lbs]

Net Contents: 4 – 1 cc applicators [dogs/puppies less than 30 lbs]

1. Remove pre-filled applicator(s) from package and hold in an upright position.
2. [Gently press cap to break seal of the applicator.] [Simply twist cap to break the seal of the applicator.] Open applicator by carefully cutting the top of the tube.
3. Position the tip of the applicator on the dog's back between the shoulder blades. Apply half of the contents of the applicator.
4. Invert the applicator to an upright position and move to the dog's hindquarters. Position the tip of the applicator at the base of the tail and apply the remaining contents of the applicator.
5. Do not reapply product for 30 days.

[Alternate Packaging Directions]

1. Bend at perforation and tear off first month's applicator.
2. Hold applicator upright and snap tip back, away from face and body.

[Alternate Language for dogs of all sizes] [E]

[Alternate applicator sizes permissible as long as dosage/ratios are maintained the same. See end of label for examples*]

For [Use on] Dogs of All Sizes [0.03 fl oz. (1 cc) applicator]:

6 Month treatment for dogs Under 30 pounds [1 applicator = 1 month treatment]

3 Month treatment for dogs 30 to 59 pounds [2 applicators = 1 month treatment]

2 Month treatment for dogs Over 60 pounds [3 applicators = 1 month treatment]

Drop 1 Drop 2 Drop 3 Drop 4 Drop 5 Drop 6

Net Contents: 6 – 0.03 fl. Oz. (1cc) applicators

[Alternate Language for dogs of all sizes] [E]

[Alternate applicator sizes permissible as long as dosage/ratios are maintained the same. See end of label for examples*]

For [Use on] Dogs of All Sizes [0.03 fl oz. (1 cc) applicator]:

3 Month treatment for dogs Under 30 pounds [1 applicator = 1 month treatment]

1.5 Month treatment for dogs 30 to 59 pounds [2 applicators = 1 month treatment]

1 Month treatment for dogs Over 60 pounds [3 applicators = 1 month treatment]

Drop 1 Drop 2 Drop 3

Net Contents: 3 – 0.03 fl. Oz. (1cc) applicators

[Alternate Language for dogs of all sizes] [W]

[Alternate applicator sizes permissible as long as dosage/ratios are maintained the same. See end of label for examples*]

Net Contents: 50 – 1cc applicators

1. Remove pre-filled applicator(s) from package and hold in an upright position.
2. [Gently press cap to break the seal of the applicator.] [Simply twist cap to break the seal of the applicator.] Open applicator by carefully cutting the top of the tube. [Carefully remove the cap.]
3. Apply as directed below.
4. Do not reapply product for 30 days.

[Alternate Packaging Directions]

1. Bend at perforation and tear off first month's applicator.
2. Hold applicator upright and snap tip back, away from face and body.

MONTHLY [product name] APPLICATION

Application By Weight	# of 1cc Tubes	Where to Apply
Dogs up to 29 pounds	One tube	½ tube at base of neck ½ tube at base of tail
Dogs 30 to 59 pounds	Two tubes	1 tube at base of neck 1 tube at base of tail
Dogs 60 pounds +	Three tubes	1 tube at base of neck 1 tube in middle of back 1 tube at base of tail

[*Alternate applicator sizes permissible as long as dosage/ratios are maintained the same. Examples:]

DOG WEIGHT	SIZE	WHERE TO APPLY
Less than 15 lbs.	1cc	½ at neck, ½ at tail
16-30 lbs.	1cc	½ at neck, ½ at tail
31-60 lbs.	2cc	½ at neck, ½ at tail
Greater than 60 lbs.	3cc	1/3 at neck, 1/3 at mid-back, 1/3 at tail

