

EPA ESTABLISHMENT NO. 40238CA01

PRO-LIN

KEEP OUT OF REACH OF CHILDREN

DANGER!

YACHT FINISHES

PRECAUTIONARY STATEMENTS

WARNING: Hazards to Humans and Domestic Animals:

HAZARDS TO HUMANS: Corrosive. Causes skin burns. Wear protective clothing such as gloves, long-sleeved cotton shirt, long pants and hat. Causes eye irritation. May be fatal if swallowed. Harmful if absorbed through skin or inhaled. This product may be a dermal sensitizer. Avoid contact with skin, eyes or clothing. Avoid breathing vapors, spray mist, dust or chips from sanding. Wash thoroughly with soap and water after handling and before eating or smoking. Use with adequate ventilation. Never give anything by mouth to an unconscious person. Call a physician immediately. Avoid storage and usage near food and food products. When used in confined areas or while spraying and/or sanding boat surfaces, wear a mask or respirator jointly approved by the Mining, Health and Safety Administration and the National Institute for Occupational Safety and Health under the provisions of 30 CFR 11.


ENVIRONMENTAL HAZARDS:

This material is toxic to fish. Do not contaminate waters by use of equipment or disposal of wastes. Do not allow chips and dust particles during paint removal to enter waters. Dispose wastes in accordance with approved landfills.

Physical or Chemical Hazards

FLAMMABLE - FLASH POINT APPROXIMATELY 80 °F
 Keep away from heat and open flame

Pesticide container or concentrate solution that cannot be used according to instructions must be disposed of according to Federal or approved state procedures under Subtitle C of the Resource Conservation and Recovery Act.



VINYL ANTIFOULING PAINT



ACTIVE INGREDIENTS

BIS-TRIBUTYL TIN OXIDE	1.10
TRIBUTYL TIN FLUORIDE	17.80
INERT INGREDIENTS	78.10
TOTAL	100.00
TIN AS METAL	0.01

NET CONTENTS: LBS. Gal.

EPA REGISTRATION NO 40238-1

PRO-LINE[®]



FOLLOW ALL SAFETY AND HEALTH REGULATIONS. PRACTICAL TREATMENT

IF SWALLOWED: Drink promptly a large quantity of milk, egg whites, gelatin solution or other fluids if available. Drink large quantities of water. Get medical attention.

IF IN EYES: Flush with plenty of water. Get medical attention.

IF ON SKIN: Wash with plenty of clean water. Get medical attention.

IF INHALED: Remove victim to fresh air. If breathing is difficult, give artificial respiration. Preferably, use mouth-to-mouth. Get medical attention.

NOTE TO PHYSICIAN: For further information, contact the manufacturer.

WARRANTY: Pro-Line warrants that the product conforms to the description on this label.

THERE ARE NO WARRANTIES WHICH EXTEND BEYOND THE DESCRIPTION ON THE FACE HEREOF. IN NO EVENT SHALL PRO-LINE BE LIABLE FOR ANY INCIDENTAL SPECIAL OR CONSEQUENTIAL DAMAGES OF ANY NATURE WHATSOEVER INCLUDING WITHOUT LIMITATIONS LOSS OR USE OF LOST PROFITS.

STORAGE AND DISPOSAL

1. PROHIBITIONS: Do not contaminate water, food, or feed. Storage or disposal. Observe all applicable laws.

2. PESTICIDE DISPOSAL: Pesticide containers should not be reused or chemically reprocessed. Follow the instructions on the label for disposal. Approved by Federal, State, and local authorities.

3. CONTAINER DISPOSAL: Dispose in approved manner.

DIRECTIONS FOR USE:

THE SURFACE MUST BE FREE OF ALL SURFACE CONTAMINATION AND MOISTURE.

PRO-LINE VINYL ANTIFOULING PAINT

#1077-01 WHITE #1077-02 BLUE #1077-03 RED #1077-04 BLACK

APPLICATION: Mix and apply as directed on label.
ALUMINUM: Remove old antifouling with 3 coats of PRO-LINE #1077-01. Apply PRO-LINE #1077-01 to metal. Prior to application, surface must be clean and dry.

STEEL: Remove old antifouling with 3 coats of PRO-LINE #1077-01. Remove rust and scale. After sanding, apply PRO-LINE #1077-01. Apply a total of 3 coats. Allow to dry 24 hours before application of additional coats.

FIBERGLASS HULL - UNPAINTED: Sand hull with 60 grit sandpaper. Wash with warm water and TSP. Rinse with fresh water and dry. Apply PRO-LINE #1077-01. Remove dust with clean rag. Apply a total of 3 coats of PRO-LINE #1077-01. Allow to dry 24 hours before application of additional coats.

WOOD: Remove old antifouling with 3 coats of PRO-LINE #1077-01. Sand hull with 60 grit sandpaper. Wash with warm water and TSP. Rinse with fresh water and dry. Apply PRO-LINE #1077-01. Remove dust with clean rag. Apply a total of 3 coats of PRO-LINE #1077-01. Allow to dry 24 hours before application of additional coats.

OLD ANTIFOULING: May be applied over old antifouling if surface is kept clean and dry.

RECOAT TIME: 24 hours between recoats on metal and fiberglass.

LAUNCH TIME: 48 hours.

THINNING: Use only the thinner recommended on the label.

NOTE: When antifouling is applied over Epoxy Primers, the antifouling must be applied within 3-8 hours after last coat of Epoxy Primer. The correct time is when you can touch the epoxy and leave a finger print and yet no epoxy will adhere to your finger.

This product is effective against barnacle growth, limpets, tubicolous polychaetes, and other fouling organisms.

**NON-PHOTOCHEMICALLY REACTIVE
PRO-LINE PAINT MANUFACTURING CO.**

430 MAIN STREET, LONG BEACH, CALIFORNIA 90801

PHONE (619) 232-8968

LONG BEACH (213) 432-7961