



10-30-2007 1/8

UNITED STATES ENVIRONMENTAL PROTECTION AGENCY
WASHINGTON, DC 20460

OFFICE OF
PREVENTION, PESTICIDES
AND TOXIC SUBSTANCES

October 30, 2007

Heather F. Collins
Regulatory Affairs Specialist
LanXess
111RIDC West Park Drive
Pittsburgh, PA 15275-1112

Subject: **Preventol O extra Preservative**
EPA Registration No. 39967-11
Application Dated: September 5, 2007
Receipt Date: September 6, 2007

Dear Ms. Collins:

The following amendment, submitted in connection with registration under the Federal Insecticide, Fungicide, and Rodenticide Act (FIFRA), as amended, is acceptable with comments..

Proposed Amendment:

- Revised labeling to add "Grouts and Mortars"


Other comments:

- Remove the exclamation mark after the signal word DANGER.

A stamped copy of the accepted labeling is enclosed.

Should you have any questions or comments concerning this letter, please contact me by telephone at (703) 308-6422 or email address at: heyward.adam@epa.gov, or Renae Whitaker by telephone at (703) 308-7003 or email address at: whitaker.renae@epa.gov.

Sincerely,


Adam Heyward
Product Manager (34)
Regulatory Management Branch II
Antimicrobials Division (7510P)

Enclosure: EPA stamped approved labeling

Preventol® O extra Preservative

ACCEPTED
with COMMENTS
EPA Letter Dated:

OCT 30 2007

Under the Federal Insecticide, Fungicide, and Rodenticide Act, this pesticide is registered under EPA Reg. No. 39967-11

FOR THE PRESERVATION OF GLUES AND ADHESIVES, POLYMER EMULSIONS (COATINGS, PVA SYSTEMS AND RUBBER), THICKENERS (STARCH, CELLULOSE, GUAR, ETC.), LEATHER, PAPER, TEXTILES, DYES, TEMPORARY SAPSTAIN CONTROL FOR FRESH CUT LUMBER, CONCRETE ADDITIVES/MASONRY, METALWORKING FLUIDS, INDUSTRIAL LUBRICANTS, AIR FILTER OILS, STARCHES, CLAY SLURRIES, SLURRIES, PRINTING INKS, GRAPHITE, AND HARD SURFACE TREATMENT PRODUCTS (POLISHES, WAXES AND CERAMIC GLAZES).

ACTIVE INGREDIENT: o-Phenylphenol	99.9%
INERT INGREDIENTS	0.1%
TOTAL	100.0%

**KEEP OUT OF REACH OF CHILDREN
DANGER! HARMFUL DUST**

PRECAUTIONARY STATEMENTS

HAZARD TO HUMANS AND DOMESTIC ANIMALS
DANGER! Do not breathe dust. Avoid contact with eyes, skin and clothing of either dry material or its solution. Harmful and can be fatal if swallowed or inhaled.

FIRST AID

IF IN EYES: Hold eye open and rinse slowly and gently with water for 15-20 minutes. Remove contact lenses, if present, after the first 5 minutes, then continue rinsing eye. Call a poison control center or doctor for treatment advice.
IF ON SKIN OR CLOTHING: Take off contaminated clothing. Rinse skin immediately with plenty of water for 15-20 minutes. Call a poison control center or doctor for treatment advice.
IF SWALLOWED: Call a poison control center or doctor immediately for treatment advice. Have person sip a glass of water if able to swallow. Do not induce vomiting unless told to do so by a poison control center or doctor. Do not give anything by mouth to an unconscious person.
IF INHALED: Move person to fresh air. If person is not breathing, call 911 or an ambulance, then give artificial respiration, preferably by mouth-to-mouth, if possible. Call a poison control center or doctor for further treatment advice.
 Have the product container or label with you when calling a poison control center or doctor or when going for treatment.

The LANXESS Pittsburgh Emergency Response Telephone Number is 800-410-3063

USER SAFETY RECOMMENDATIONS

Users must wash hands before eating, drinking, chewing gum, using tobacco or using the toilet. Users must remove clothing immediately if pesticide gets inside. Then wash thoroughly and put on clean clothing. Users must remove PPE immediately after handling this product. Wash the outside of gloves before removing. As soon as possible, wash thoroughly.

ENVIRONMENTAL HAZARDS

This pesticide is toxic to fish. Do not discharge effluent containing this product into lakes, streams, ponds, estuaries, oceans, or other waters unless in accordance with the requirements of a National Pollutant Discharge Elimination System (NPDES) permit and the permitting authority has been notified in writing prior to discharge. Do not discharge effluent containing this product into sewer systems without previously notifying the local sewage treatment plant authority. For guidance, contact your State Water Board or Regional Office of the EPA.

IN CASE OF EMERGENCY, CALL: CHEMTREC 800-424-9300
EPA REGISTRATION NUMBER: 39967-11
EPA ESTABLISHMENT NUMBER:



LANXESS Corporation
 111 RIDC Park West Drive • Pittsburgh, PA 15275-1112

DIRECTIONS FOR USE

It is a violation of Federal law to use this product in a manner inconsistent with its labeling.

Detailed directions for use and on the chemical, physical and efficacy properties can be found in the accompanying technical brochure entitled, "Preventol O extra Preservative Directions for Use". Obtain and read this information before undertaking the use of this product in order to avoid process mistakes.

PERSONAL PROTECTIVE EQUIPMENT

Applicators and other handlers must wear: coveralls over long sleeved shirt and long pants, socks and chemical resistant footwear, goggles or face shields, chemical resistant gloves (such as barrier laminate, butyl rubber, nitrile rubber, neoprene rubber, polyvinyl chloride, viton). For mixing/loading wear a chemical resistant apron. Follow manufacturer's instructions for cleaning/maintaining PPE. If no such instructions exist for washables, use detergent and hot water. Keep and wash PPE separately from other laundry.

STORAGE AND DISPOSAL

Do not contaminate water, food or feed by storage or disposal.
PESTICIDE STORAGE: Store below 122 °F (50 °C). Protect product from exposure to light and moisture.
PESTICIDE DISPOSAL: Pesticide wastes are acutely hazardous. Improper disposal of excess pesticide, spray mixture, or rinsate is a violation of Federal Law. If these wastes cannot be disposed of by use according to label instructions, contact your State Pesticide or Environmental Control Agency, or the Hazardous Waste representative at the nearest EPA Regional Office for guidance.
CONTAINER DISPOSAL: Completely empty bag into applications equipment. Then dispose of empty bag in a sanitary landfill or by incineration or if allowed by State and Local authorities, by burning. If burned, stay out of smoke.

DISCLAIMER: Seller (whether manufacturer, distributor, or other) makes no warranty express or implied, including the implied warranty of merchantability, regarding this product except the composition as set forth in the ingredient statement herein, and shall not be liable for special or consequential damages, the exclusive remedy being the replacement of the product. Buyer or user assumes all risk of possession, handling or use of this material when such use and/or handling is contrary to label instructions.

* Preventol is a registered trademark of LANXESS Corporation.

INTERNATIONAL 703-527-3887

**Net Contents:
Lot No.:**

LABEL TEXT DATE: 09/05/2007

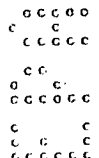
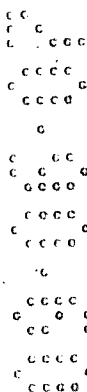
2/6

3/8

LANXESS

Energizing Chemistry

Product Information



PREVENTOL O EXTRA PRESERVATIVE

EPA Registration Number 39967-11

CAS Number 90-43-7

Preventol O extra Preservative

Preventol O extra Preservative

39967-11

Page 1

I. Directions for Use

Preventol O extra Preservative is effective against a wide variety of mold fungi and bacteria for the preservation of glues and adhesives, polymer emulsions (coatings, PVA systems and rubber), thickeners (starch, cellulose, guar, etc.), paper, textiles, dyes, temporary sapstain control for fresh cut lumber, concrete additives, masonry, metalworking fluids, air filters oils, starches, clay slurries, slurries, printing inks, graphite, and hard surface treatment products (polishes, waxes, and ceramic glazes).

The following guidance is given as an approximation for each use pattern, but field testing is recommended to achieve optimum effectiveness.

Glues and Adhesives

Preventol O extra Preservative can be dissolved in suitable solvent systems such as ethanol or 1,2-propanediol, or and alkaline homogeneous concentrate can be prepared and added to the substrate for the effective preservation of glues and adhesives. Preventol O extra Preservative can be directly mixed until homogeneous into to dry glues before they are concentrated.

Recommended Dosages:

Bone Glues	0.10 - 0.15%
Skin Glues.....	0.15 - 0.40%
Leather Glues	0.15 - 0.40%
Fish Glues.....	0.15 - 0.40%
Casein-Containing Adhesives.....	0.20 - 0.40%
Gelatin-Based Glues.....	0.15 - 0.30%
Albumin-Containing Glues	0.20 - 0.40%
Starch-Based Glues (Liquid).....	0.10 - 0.25%
Starch-Based Glues (Solid)	0.15 - 1.00%
Polymer Dispersion-Based Adhesives.....	0.10 - 0.30%
Dextrin-Based Adhesives.....	0.10 - 0.30%
Cellulose-Based Adhesives	0.10 - 0.30%
Plant Glues	0.10 - 0.25%

Stains and Paints

Preventol O extra Preservative is generally incorporated directly into pigments and fillers, but it can also be dissolved in a suitable solvent or added directly to the pre-heated binder system. For best results, the preservative should be homogeneously incorporated into stain or paint. Discoloration may occur, and should be evaluated.

Recommended Dosages:

Latex-Based Systems.....	0.15 - 0.25%
Casein-Systems.....	0.20 - 0.40%
Oil-Containing Systems	0.25 - 0.50%
Alkyd Resin-Based Systems.....	0.25 - 0.50%
Synthetic Resin Dispersions	0.10 - 0.25%

5/8

Leather

Pickle solution and pickle hides.....	0.15 - 0.25%
Chrome leather (calculated on pelt weight).....	0.10 - 0.25%
Leather pasting adhesives.....	0.05 - 0.10%
Leather pigment finishes.....	0.20 - 0.40%

Preventol O extra Preservative may be dissolved in five times the amount of alcohol and then stirred into pickle solutions. In the case of chrome leather, an effective protection against mold attack may be obtained without additional labor by stirring Preventol O extra Preservative together with soda into the basifying solution, since Preventol O extra Preservative dissolves freely in the alkaline solution.

The oil-soluble Preventol O extra Preservative can also be dissolved in the fat liquor and applied in the drum simultaneously. Finished vegetable-tanned leathers and chrome leathers may also be protected against mold attack by a treatment on both sides of the material with an 0.2 - 0.4% solution of Preventol O extra Preservative.

Textiles

Preventol O extra Preservative should be dissolved in suitable solvents such as ethanol, 1,2-propanediol, mineral spirits, or paraffins or can be converted to a water dilutable alkaline concentrate and applied directly to the textile normally by dipping or spraying. The preservative is affixed to the fiber with a suitable acid like acetic acid. For the preservation of auxiliaries, Preventol O extra Preservative is diluted in solvents as mentioned above or is homogeneously distributed with the aid of alkaline solutions or emulsion concentrates. Print thickeners are preserved by adding Preventol O extra Preservative directly to the emulsion or homogeneously metered directly into the dried product. Milling may be necessary in order to obtain consistent particulate sizes.

Recommended Dosages:

Awnings and tarpaulins.....	0.50 - 5.0%
Geotextiles.....	0.50 - 5.0%
Shower Curtains.....	0.50 - 2.0%
Jute, Sisal.....	0.50 - 2.5%
Felts.....	0.50 - 2.5%
Carpets.....	0.50 - 2.0%
Upholstery.....	0.50 - 2.0%
Cotton Production.....	0.50 - 1.5%
Wool Production.....	0.50 - 1.5%
Fire Hoses.....	1.0 - 3.0%
Auxiliaries (Sizing Agents, Finishing Agents, Spinning Preparations, Wetting Agents).....	0.05 - 0.25%

Temporary Sapstain Control for Fresh Cut Lumber and Other Lumber

Preventol O extra Preservative is converted to alkaline liquid and water dilutable formulations by adding sodium hydroxide or other bases or by preparing emulsion concentrates of Preventol O extra Preservative. Auxiliaries may also be added. For the temporary protection of freshly sawn lumber against staining and molding, Preventol O extra Preservative solutions as prepared above are applied to freshly sawn lumber by either dipping or spraying.

Recommended Dosages:

Fresh Cut Lumber.....	1.0 - 4.0%
Fruit and Vegetable Containers.....	1.0 - 3.0%
Pallets.....	1.0 - 3.0%
Construction Woods.....	1.0 - 4.0%

Preventol O extra Preservative

39967-11

Page 3

6/8

Dyes, Pigments and Filler Suspensions

Preventol O extra Preservative should be evenly mixed with dispersing agents for processes where the temperature does not exceed 100°C. For all other processes, Preventol O extra Preservative is metered directly into the material to be preserved during the cooling step after the temperature falls below 50° C and homogeneously distributed by stirring.

Recommended Dosages:

Clay Slurries.....	0.05 – 0.20%
Kaolin Slurries.....	0.05 – 0.20%
Calcium Carbonate Slurries.....	0.05 – 0.20%
Iron Oxide Pigment Slurries.....	0.05 – 0.20%
Carbon Black Pigment Slurries.....	0.05 – 0.20%
Titanium Dioxide Pigment Slurries.....	0.05 – 0.20 %
Organic Dyes and Pigment Slurries.....	0.05 – 0.20%
Starch Slurries.....	0.05 – 0.30%
Other Filler Suspensions.....	0.05 – 0.30%

Polymer Dispersions and Emulsions

Preventol O extra Preservative is added immediately after the after the preparation of the polymer dispersion or emulsion during the cooling process. Losses of active ingredient caused by elevated temperatures should be avoided. For homogeneous distribution, Preventol O extra Preservative should be dissolved in suitable solvents such as ethanol, 1,2-propanediol, water dilutable alkaline solutions then added to emulsion concentrates or polymer dispersions.

Recommended Dosages (Polymer dispersions and Emulsions)

Acrylic Systems.....	0.05 –0.30%
Polyvinyl Acetate (PVA) Systems.....	0.05 –0.30%
Vinyl/Acrylic-Based Systems.....	0.05 –0.30%
Styrene Butadiene Systems.....	0.05 –0.30%
Polyester-Based Systems.....	0.05 –0.30%
Polyurethane-Based Systems.....	0.05 –0.30%
Other Polymer Dispersions.....	0.05 –0.30%

Lubricoolant and Mineral Oil Based Products

Preventol O extra Preservative is dissolved in the necessary amount of mineral oil, auxiliary (for example dispersing agent), solvents such as Ethanol, Glycols or water dilutable alkaline concentrates, and added to form a homogeneous mixture in the substrates (metalworking fluids, etc.,) by stirring.

Recommended Dosages:

Mineral Oil-Based Products

Cooling Fluids – Concentrate.....	1.0 – 5.00%
Ready for Use.....	0.05 – 0.25%
Boring and Cutting Oils.....	0.05 – 0.20%
Fuel Oils.....	0.02 – 0.15%
Hydraulic Oils.....	0.05 – 0.25%

Non-Mineral Oil-Based Products

Cutting Oils.....	0.05 – 0.30%
Cooling Fluids.....	0.05 – 0.30%

Other Applications

Recommended Dosages:

Concrete and Masonry Additives	0.10 - 0.30%
Biopolymers (e.g. Xanthan)	0.05 - 0.20%
Fire Extinguishing Medium.....	0.10 - 0.30%
Photographic Gelatins.....	0.05 - 0.25%
Tints	0.05 - 0.20%
Cleaning Solutions	0.05 - 0.40%
Wax Emulsions.....	0.05 - 0.40%
Plasters.....	0.10 - 0.50%
Chemical Cleaning Solutions.....	0.02 - 0.15%
Concrete	0.10 - 0.50 %
Caulking Materials	0.10 - 0.50%
Rubber Systems	0.20 - 1.00%
Ceramic Glazes	0.10 - 0.50%
Polishes	0.05 - 0.20%
Paper Auxiliaries.....	0.05 - 0.30%
Paper Slurries.....	0.07 - 0.10%
Grouts and Mortars.....	0.02 - 0.20%

II. Pesticide Storage and Disposal

Pesticide Storage

Keep containers tightly and securely closed. Do not contaminate water, food or feed by storage and disposal. Store below 122° F (50° C). Protect from exposure to light and moisture. The product has a shelf-life of at least two years if protected from light and moisture. The flakes agglomerate if the storage temperature is too high. See LANXESS Material Safety Data Sheet for Preventol O extra Preservative Solution for additional instructions.

Pesticide Disposal

Pesticide wastes are acutely hazardous. Improper disposal of excess pesticide spray mixture or rinsate is a violation of Federal Law. If these wastes cannot be disposed of by use according to label instructions, contact your State Pesticide or Environmental Control Agency, or the Hazardous Waste Representative at the nearest EPA Regional Office for guidance.

Container Disposal

Triple rinse (or equivalent). Then offer for recycling or reconditioning, or puncture and dispose of in a sanitary landfill, or incineration, or, if allowed by state and local authorities, by burning. If burned, stay out of smoke.

Health and Safety Information

Appropriate literature has been assembled which provides information pertaining to health and safety concerns that must be observed when handling LANXESS products, appropriate industrial hygiene and other safety precautions recommended by their manufacturer should be followed. Before working with any product mentioned in this publication, you must read and become familiar with available information concerning its hazards, proper use and handling. This cannot be overemphasized. Information is available in several forms, such as Material Safety Data Sheets and Product Labels. Consult your LANXESS Representative or contact the Product Safety Manager within the LANXESS Product Safety and Regulatory Affairs Department.

8/8

Notice: This product is for industrial use only by persons having technical skill in formulating coatings, adhesives, elastomers, paints and the like. LANXESS CORPORATION MAKES NO WARRANTY OF ANY KIND, EXPRESS OR IMPLIED, WITH RESPECT TO THE GOODS WHEN NOT USED IN STRICT ACCORDANCE WITH DIRECTIONS AND RECOMMENDATIONS GIVEN HEREWITH. Recommendations for the use of this product are based on laboratory tests that LANXESS considers to be reliable. The performance of this product varies from application to application. LANXESS is not responsible for results when the product is used with incompatible or contaminated raw materials; when the product is used under unsanitary conditions; or when manufacturing equipment is constructed of such raw materials as to inactivate this product. Under no circumstances will LANXESS be liable for consequential damages or damages to anyone in excess of the purchase price of the product. User assumes all risks of use, storage, and handling, not in strict accordance with the precautionary statements and storage recommendations of the labeling.

LANXESS Corporation
111 RDC Parkwest Drive
Pittsburgh, PA 15275
412-809-1000

The conditions of your use, and application of our products, technical assistance and information (whether verbal, written or by way of production evaluations), including any suggested formulations and recommendations, are beyond our control. Therefore, it is imperative that you test our products, technical assistance and information to determine to your own satisfaction whether they are suitable for your intended uses and applications. This application-specific analysis at least must include testing to determine suitability from a technical as well as health, safety and environmental standpoint. Such testing has not necessarily been done by LANXESS Corporation. All information is given without warranty or guarantee. It is expressly understood and agreed that the customer assumes and hereby expressly releases LANXESS from all liability, in tort, contract or otherwise, incurred in connection with the use of our products, technical assistance and information. Any statement or recommendation not contained herein is unauthorized and shall not bind LANXESS. Nothing herein shall be construed as a recommendation to use any product in conflict with patents covering any material or its use. No license is implied or in fact granted under the claims of any patent.

09/07