

# Preventol® WB

## INDUSTRIAL MICROBIOCIDE (Dilutable Concentrate)

**PRESERVATIVE FOR THE LEATHER INDUSTRY, FOR THE PROTECTION OF CHROME OR VEGETABLE TANNED LEATHER, GLUES, ADHESIVES, PIGMENT SLURRIES, BUILDING MATERIALS SUCH AS JOINT CEMENTS AND CONCRETE ADDITIVES, METALWORKING FLUIDS, MATERIALS IN THE TEXTILE INDUSTRY, PAPER, POLISHES, WAXES, PROTEIN SOLUTIONS, CERAMIC GLAZES, FIRE EXTINGUISHING MATERIALS, CLEANING SOLUTIONS AND DETERGENTS.**

ACTIVE INGREDIENTS: <i>p</i> -Chloro- <i>m</i> -cresol	29.6%
<i>o</i> -Phenylphenol	12.5%
INERT INGREDIENTS	57.9%
TOTAL	100.0%

### **DANGER! KEEP OUT OF REACH OF CHILDREN**

#### **PRECAUTIONARY STATEMENTS**

#### **HAZARDS TO HUMANS AND DOMESTIC ANIMALS**

**DANGER! CORROSIVE:** Causes irreversible eye damage and skin burns. May be fatal if absorbed through skin. Harmful if swallowed. Do not get in eyes, on skin or on clothing. Wear goggles, face shield, protective clothing and rubber gloves. Wash thoroughly with soap and water after handling. Remove contaminated clothing and wash before reuse.

#### **FIRST AID**

**IF SWALLOWED:** Call a poison control center or doctor immediately for treatment advice. Have person sip a glass of water if able to swallow. Do not induce vomiting unless told to do so by the poison control center or doctor. Do not give anything by mouth to an unconscious person.

**IF IN EYES:** Hold eye open and rinse slowly and gently with water for 15-20 minutes. Remove contact lenses, if present, after the first 5 minutes, then continue rinsing. Call a poison control center or doctor for treatment advice.

**IF ON SKIN OR CLOTHING:** Take off contaminated clothing. Rinse skin immediately with plenty of water for 15-20 minutes. Call a poison control center or doctor for treatment advice.

Have the product container or label with you when calling a poison control center or doctor or when going in for treatment.

**NOTE TO PHYSICIAN:** Probable mucosal damage may contraindicate gastric lavage.

The LANXESS Pittsburgh Emergency Response Telephone Number is 800-410-3063

#### **ENVIRONMENTAL HAZARDS**

This pesticide is toxic to fish. Do not discharge effluent containing this product into lakes, streams, ponds, estuaries, oceans or other waters unless in accordance with the requirements of a National Pollutant Discharge Elimination System (NPDES) permit and the permitting authority has been notified in writing prior to discharge. Do not discharge effluent containing this product to sewer systems without previously notifying the local sewage treatment plant authority. For guidance contact your State Water Board or Regional Office of the EPA.

#### **PHYSICAL AND CHEMICAL HAZARDS**

Avoid contact with eyes and skin. Avoid inhaling vapors or mists. Do not use or store near heat or open flame. Store in original containers away from food and drink. Keep containers tightly sealed. Reseal container immediately after use. Avoid unnecessary contact.

**IN CASE OF EMERGENCY, CALL: CHEMTREC 800-424-9300**

**EPA REGISTRATION NUMBER: 39967-9**

**EPA ESTABLISHMENT NUMBER:**

# **LANXESS**

**LANXESS Corporation**

**111 RIDC Park West Drive • Pittsburgh, PA 15275-1112**

#### **DIRECTIONS FOR USE**

It is a violation of Federal law to use this product in a manner inconsistent with its labeling.

Detailed information on physical and chemical properties and other detailed directions for use can be found in the Preventol WB Technical Information Sheet. Obtain and read this information before undertaking the use of Preventol WB in order to avoid process mistakes.

**NOTE TO USER:** For worker protection during mixing, loading and during application, wear a hat, long sleeved shirt, and long legged trousers or overalls. In addition, during mixing and loading, wear polychloroprene or polyvinyl chloride (PVC/vinyl) gloves and protective goggles. Protective clothing should be laundered separately following application.

#### **STORAGE AND DISPOSAL**

Do not contaminate water, food or feed by storage or disposal.

**PESTICIDE STORAGE:** Pesticide wastes are acutely hazardous. Improper disposal of excess pesticide, spray mixture, or rinsate is a violation of Federal Law. If these wastes cannot be disposed of by use according to the label instructions, contact your State Pesticide or Environmental Control Agency, or the Hazardous Waste representative at the nearest EPA Regional Office for guidance.

**CONTAINER DISPOSAL:** Triple rinse (or equivalent). Then offer for recycling or reconditioning, or puncture and dispose of in a sanitary landfill, by incineration or, if allowed by State and Local authorities, by burning. If burned, stay out of smoke.

Handle and open container in a manner as to prevent spillage. If the container is leaking, invert to prevent leakage. If the container is leaking or material is spilled for any reason or cause, carefully dam up spilled material to prevent runoff. Refer to Precautionary Statements on label for hazards associated with the handling of this material. Do not walk through spilled material. Absorb spilled material with absorbing type compounds and dispose of as directed above.

**DISCLAIMER** Seller (whether manufacturer, distributor, or other) makes no warranty express or implied, including the implied warranty of merchantability, regarding this product except the composition as set forth in the ingredient statement herein, and shall not be liable for special or consequential damages, the exclusive remedy being the replacement of the product. Buyer or user assumes all risk of possession, handling or use of this material when such use and/or handling is contrary to label instructions.

\* Preventol is a registered trademark of LANXESS Corporation

**INTERNATIONAL 703-527-3887**

**Net Contents:**

**Lot No.:**

LABEL TEXT DATE: 07/29/05 Under the Federal Insecticide, Fungicide, and Rodenticide Act as amended, for the pesticide, registered under EPA Reg. No. 39967-9

**ACCEPTED**

SEP 16 2005

39967-9  
9/16/2005  
Page 188

278


# LANXESS

Energizing Chemistry  
Product Information

**Preventol WB**  
**EPA Registration Number: 39967-9**  
**CAS Number: 15733-22-9 & 132-27-4**

**ACCEPTED**  
SEP 16 2005

Under the Federal Insecticide, Fungicide, and  
Rodenticide, Act as amended, for the  
pesticide, registered under  
EPA Reg. No. *39967-9*



**INTRODUCTION**

Preventol WB prevents damage and deterioration caused by mold and bacteria to leather, glues, adhesives, pigment slurries, building materials (e.g. concrete additives, joint cements), metal working fluids, materials in the textile industry, materials in the paper industry, oil field materials (e.g. drilling muds), polishes, waxes, protein solutions, ceramic glazes, fire extinguishing materials, cleaning solutions and detergents. Due to its special combination of active ingredients, Preventol WB has a wide spectrum of activity, including mold, fungi, bacteria and yeasts. It is readily soluble in water and easy to use.

**Uses:**

**LEATHER**

Storage of raw hides

Protection against preservation damage.

Soaking of hides, particularly dried hides

No damage caused by soaking.

Pickled pelts

Protection of pelts against mold, even during shipping over long distances.

Wet Blues

Prevention of mold formation and damage from bacteria, even during prolonged storage and shipping.

Vegetable tanning floats

No tanning material loss due to mold formation, decomposition or acid formation.

All types of finished leather

Gives long-lasting leather protection against the formation of mold.

**ADHESIVES AND GLUES**

**PIGMENT SLURRIES, (kaolin-, calcium carbonate- and others)**



**MATERIALS IN THE BUILDING INDUSTRY, (e.g. concrete additives, joint cements)**

**METALWORKING FLUIDS**

**MATERIALS IN THE TEXTILE INDUSTRY**

**MATERIALS IN THE PAPER INDUSTRY**

**ADDITIONAL MATERIALS**



**APPLICATION:**

It is advisable to dilute Preventol WB with 2-5 parts of water. This solution should then be added gradually to float or to the product to be preserved. Preventol WB is freely miscible with water. Therefore, lower concentration may be possible.

**Physical Chemical Properties**

Form Supplied	- Clear, Yellowish brown liquid with a slightly phenolic odor.
Composition	- Combination of phenolic active ingredients, free of pentachlorophenol
Density	- 1.20 – 1.25 g/cm <sup>3</sup> at 20 ° C
PH	- 10.5 (0.1% solution in water)
Ionic Charge	- Anionic
Solubility	- Forms a clear solution in water, lower alcohols and glycols
Solidification point	- -8 ° C
Flash Point	- Above 100° C
Ignition temperature	- Above 500° C

**DIRECTIONS FOR USE :**

**LEATHER TANNING**

**For use on salted hides:**

Preventol WB (diluted 1:3 with water) is poured onto the salt using a watering can and mixed thoroughly (for example by shoveling). When using a mixer, the Preventol WB solution may also be sprayed onto the salt.

Preventol WB addition on the salted weight: 0.5 - 1%

At least 250-Kg raw hide can be satisfactorily preserved with 100 Kg of salt containing Preventol WB. At this concentration, Preventol WB does not have a tanning effect and does not affect the grain pattern of the hide.

Raw hides that are supplied already salted and which have to undergo a prolonged period of storage should be protected by adding salt containing Preventol WB.

The addition of 0.5 - 1% Preventol WB, calculated on the weight of the raw hide, appreciably improves the effect of the brine. Where the brine is used several times, after each process, approximately 0.5% Preventol WB should be added (calculated on the raw weight of the hide).

**Soaking raw hides, particularly dried hides:**


300 - 500 g Preventol WB per m<sup>3</sup> should be added to the water to be used for soaking. This prevents the damaging activity of microbes during soaking in warm water.

**Pickled Pelts:**

0.2 - 0.5% Preventol WB, calculated on the weight of the pelts, should be added to the salt solution. After a running time of approximately 10 minutes, the acids are added as usual.

**Preservation during the chrome tannage:**

Preventol WB should be diluted with 2 - 5 parts water before use.



Good results are obtained if Preventol WB is used as early as the pickle, and is added a few minutes after the salt. In order to make sure that no Preventol WB remains in the piping, this should be flushed with water. After a running time of approximately 10 minutes, the acid may be added as usual.

If the pickle float is drained off, Preventol WB should be applied at the beginning of the chrome tannage process.

Recommendations for wet blues:

0.2 - 0.3% Preventol WB, based on pelt weight.

0.3 - 0.5% Preventol WB in tropical areas and small animal skins.

When determining the dosage of Preventol WB, climatic conditions, the duration of storage of wet blues and the presence of substances that tend to promote mold formation of chrome leather (ammonia salts, phosphates, surfactants, fatliquoring agents, organic masking agents, etc.) must be taken into account. Therefore, it is only possible to state additions roughly. The optimum addition should be determined by trial for each individual application.


Preservation during vegetable tannage:

Pit Tannage: 50 - 100 g Preventol WB per m<sup>3</sup> added to the vegetable tan float is adequate for preservation. The most effective addition should be determined for each case individually. Additions should be diluted 1:2 - 1:3 and should be added gradually while stirring or circulating the float.

Drum Tannage: 0.3 - 0.5% Preventol WB (diluted 1:2 - 1:5 and calculated on pelt weight) is added together with the vegetable tanning substance.

Preservation during retannage:

The preservation of leather is best carried out by adding Preventol WB during the last wet operation, i.e. normally to the fatliquor. To ensure long-lasting protection of the leather against mold, 0.2 - 0.4% Preventol WB, calculated on the shaved weight, should be added. When preparing the fatliquor, dissolve the Preventol WB in the sulfonated or water-soluble fat component, then stir in the untreated oil and emulsify as usual.



**ADHESIVES AND GLUES**

**EFFECTIVE CONCENTRATION**

Bone glues	0.20-0.35%
Skin glues	0.25-0.40%
Casein containing glues	0.35-0.55%
Other animal glues	0.20-0.55%
Starch based glues (liquid)	0.30-0.40%
Starch based glues (solid)	0.40-2.00%
Dextrin adhesives	0.20-0.40%
Cellulose adhesives	0.20-0.40%
Other plant based adhesives	0.20-0.50%
Polyvinyl acetate adhesives	0.15-0.40%
Acrylic adhesives	0.15-0.40%
Styrene butadiene adhesives	0.15-0.40%
Other adhesive emulsions	0.15-0.40%
Gumarabic and similar adhesives	0.20-0.35%

The weight of Preventol WB to be used is based on the total weight of the adhesive formulation. The preservative should be incorporated into the adhesive formulation just following the initial addition of water. To achieve fast and homogeneous distribution throughout the entire product, stirring is recommendable. In the production of dry glues, Preventol WB should be added toward the end of thickening in order to minimize any losses of active substance.

**PIGMENT SLURRIES**

**EFFECTIVE CONCENTRATION**

Kaolin slurry	0.025-0.15%
Calcium carbonate slurry	0.020-0.15%
Talcum slurry	0.025-0.15%
Iron oxide slurry	0.020-0.15%


The weight of Preventol WB to be used is based on the total weight of the product to be preserved. The preservative is best incorporated into the materials just following the initial addition of water or other liquid components sufficient to disperse the preservative. If incorporation happens at later product stages, stirring is recommendable to ensure homogeneous distribution of the preservative throughout the product.

**MATERIALS IN THE BUILDING INDUSTRY**

**EFFECTIVE CONCENTRATION**

Joint cements	0.20-0.40%
Concrete additives	0.35-0.70%
Other materials and auxiliaries	0.20-0.70%

The weight of Preventol WB to be used is based on the total weight of the product to be preserved. The preservative is best incorporated into the materials just following the initial addition of water or other liquid components sufficient to disperse the preservative. If incorporation happens at later product stages, stirring is recommendable to ensure homogeneous distribution of the preservative throughout the product.



**METALWORKING FLUIDS**

**EFFECTIVE CONCENTRATION**

**Metalworking fluids-Mineral Oil Based**

Metalworking fluids (concentrates)	1.00-4.00%
Metalworking fluids (ready for use)	0.10-0.40%

**Metalworking fluids-Non-Mineral Oil Based**

Metalworking fluids (concentrates)	1.00-4.00%
Metalworking fluids (ready for use)	0.10-0.40%

Preventol WB can be incorporated into the original concentrate of metalworking fluids (the compatibility with the fluid to be preserved should be evaluated before). Preventol WB is equally suitable for tank side addition.

To achieve fast distribution within the ready-to-use dilution of the metalworking fluid, the preservative should be dosed at a point in the system where good circulation is given

**Initial dose:** For badly fouled systems, Preventol WB should be added at levels of 0.45 % to 1.20 %. Once control is achieved, add Preventol WB according to the instructions for maintenance treatment.

**Subsequent dose:** Once biological control is established add Preventol WB at levels of 0.10% to 0.40 % do this at the first indication of tank fouling. Testing should be done to determine optimal dose level and frequency of addition of Preventol WB.


**Tank cleaning:** Metalworking fluid tanks should be drained and cleaned periodically. Frequency of cleaning will depend on factors such as fluid circulation, types of operations being performed and composition of the fluid itself. Testing should be done periodically to evaluated fluid integrity. Complete draining, cleaning and fluid replacement is recommended at least annually.

**MATERIALS IN THE TEXTILE INDUSTRY**

**EFFECTIVE CONCENTRATION**

Printing thickeners (liquid)	0.20-0.40 %
Printing thickeners (solid)	0.50-2.50 %
Sizes and finishing agents	0.20-0.40 %
Yarn humidifiers	0.15-0.35 %
Printing thickeners (liquid)	0.20-0.30 %
Other materials and auxiliaries	0.15-0.40 %

The weight of Preventol WB to be used is based on the total weight of the product to be preserved. The preservative is best incorporated into the materials just following the initial addition of water or other liquid components sufficient to disperse the preservative. If incorporation happens at later product stages, stirring is recommendable to ensure homogeneous distribution of the preservative throughout the product. In the production of dry printing thickeners, Preventol WB should be added toward the end of thickening to minimize any losses of active substance.



**MATERIALS IN THE PAPER INDUSTRY**

**EFFECTIVE CONCENTRATION**

Filler suspensions and coating compounds	0.15-0.40 %
Rosin paper sizes	0.20-0.40 %
Starch slurries	0.20-0.40 %
Other materials and auxiliaries	0.15-0.40 %

Preventol WB can be metered directly into the products to be preserved following the concentrations as indicated above. Good stirring is recommended to ensure fast and even distribution of the preservative throughout the products.

**ADDITIONAL MATERIALS**

**EFFECTIVE CONCENTRATION**

Polishing and wax material	0.20-0.50 %
Protein solutions	0.30-0.50 %
Ceramic glazes	0.20-0.30 %
Fire extinguishing materials	0.20-0.40 %
Cleaning solutions, detergents	0.15-0.30%

The concentration of Preventol WB as indicated is based on the total weight of the products to be preserved. For satisfactory results, the preservative must be dispersed evenly throughout the product.

LANXESS Corporation  
111 RIDC Park West Drive  
Pittsburgh, PA 15275  
412-809-1000

<p>The conditions of your use and application of our products, technical assistance and information (whether verbal, written or by way of production evaluations), including any suggested formulations and recommendations, are beyond our control. Therefore, it is imperative that you test our products, technical assistance and information to determine to your own satisfaction whether they are suitable for your intended uses and applications. This application-specific analysis at least must include testing to determine suitability from a technical as well as health, safety and environmental standpoint. Such testing has not necessarily been done by LANXESS Corporation. All information is given without warranty or guarantee. It is expressly understood and agreed that the customer assumes and hereby expressly releases LANXESS from all liability, in tort, contract or otherwise, incurred in connection with the use of our products, technical assistance and information. Any statement or recommendation not contained herein is unauthorized and shall not bind LANXESS. Nothing herein shall be construed as a recommendation to use any product in conflict with patents covering any material or its use. No license is implied or in fact granted under the claims of any patent.</p>
---

