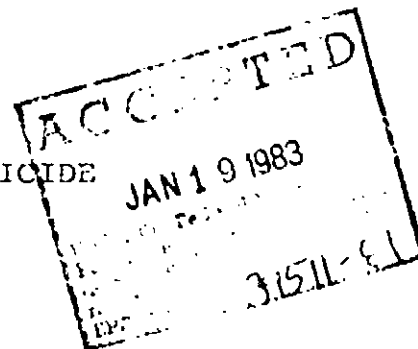


(CENTER PANEL)

VERTAC\*

WEED-RHAP  
LV-6D

2,4-D LOW VOLATILE HERBICIDE



ACTIVE INGREDIENT:

Isooctyl Ester of 2,4-Dichlorophenoxyacetic Acid..... 89.5%

INERT INGREDIENTS: ..... 10.5%

TOTAL..... 100.0%

Equivalent to 59.4% of 2,4-Dichlorophenoxyacetic Acid or 5.6 lb./gal.\*  
\*Isomer specific by AOAC Method 6. D01-5 (12th ed.)

KEEP OUT OF REACH OF CHILDREN

CAUTION

If Swallowed: Drink 1 or 2 glasses of water and induce vomiting by touching back of throat with finger. Do not give anything by mouth to an unconscious person. Get medical attention.


If On Skin: Wash contaminated areas thoroughly with soap and water. Do not reuse contaminated clothing until washed. Get medical attention if irritation persists.

If In Eyes: Flush with copious amounts of clean water for 10-15 minutes. Get medical attention.

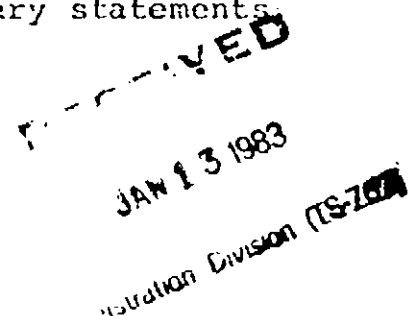
See side panel for additional precautionary statements.

E.P.A. Reg. No. 39511-81

E.P.A. Est. No. 39511-AR-1

VERTAC, WEED-RHAP and  are registered trademarks of the Vertac Chemical Corporation

VERTAC CHEMICAL CORPORATION  
Memphis, Tennessee 38137 USA



(SIDE PANEL)

PRECAUTIONARY  
STATEMENTS

CAUTION

HAZARDS TO HUMANS  
AND  
DOMESTIC ANIMALS

Harmful if swallowed. Avoid breathing spray mist. Avoid contact with skin, eyes and clothing. In case of contact immediately flush eyes or skin with plenty of water. Get medical attention if irritation persists.

ENVIRONMENTAL  
HAZARDS

Keep out of any body of water not intended for aquatic weed control. Do not contaminate water by cleaning of equipment or disposal of waste. Do not contaminate water intended for irrigation or domestic purposes. Do not apply when weather conditions favor drift to target area.

PHYSICAL AND  
CHEMICAL HAZARDS

Do not use or store near heat or open flame.

---

DIRECTIONS FOR USE

It is a violation of federal law to use this product in a manner inconsistent with this labeling.

STORAGE AND DISPOSAL

STORAGE: Do not contaminate water, food or feed by storage or disposal. Open dumping is prohibited. Do not store this product near fertilizers, seeds, insecticides or fungicides. Do not store near heat or open flame.

PESTICIDE DISPOSAL: Pesticide, spray mixture, or rinsate that cannot be used according to label instructions must be disposed of according to federal, state or local procedures under the Resource Conservation and Recovery Act.

CONTAINER DISPOSAL: Triple rinse (or equivalent) adding rinsate to spray tank. Offer rinsed container for recycling or reconditioning or dispose of in a sanitary landfill, or by incineration if permitted by state and local authorities.

NET CONTENTS:

1 GALLON  
(3.79 LITER)

#### DIRECTIONS FOR USE

General Information: Performance of this product may be affected by local conditions, crop varieties, and application method. User should consult local extension service, agricultural experiment, or university weed specialists, and state regulatory agencies for recommendations in your area.

Best results are obtained when product is applied to young succulent weeds that are actively growing. Application rates lower than recommended will be satisfactory on susceptible annual weeds. For perennial weeds and conditions such as the very dry areas of the western states, where control is difficult, the higher recommended rates should be used.

When product is used for weed control in crops, the growth stage of the crop must be considered.

Some plants and weeds, especially woody varieties, are difficult to control and may require repeat applications. Application rates should be 1 to 5 gallons of total spray by air or 5 to 25 gallons by ground equipment unless otherwise directed. In either case, use the same amount of 2,4-D recommended per acre. For crop uses, do not mix with oil, surfactants, or other adjuvants unless specifically recommended on label. To do so may reduce herbicides selectivity and could result in crop damage.

Aerial application should be used only when there is no danger of drift to susceptible crops. Many states have regulations concerning aerial application of 2,4-D formulations. Consult local regulatory authorities before making applications. Although Weed-Rhap LV-6D is a low volatile formulation, at temperatures above 95°F vapors may damage susceptible crops growing nearby.

Because coarse sprays are less likely to drift than fine, do not use equipment (such as hollow cone small orifice nozzles) or conditions (such as high pressure) that produce such sprays.

Product should not be allowed to come into contact with desirable susceptible plants such as beans, cotton, fruit trees, grapes, legumes, ornamentals, peas, tomatoes, and other vegetables. Product should not be used in greenhouses. Excessive amounts of this product in the soil may temporarily inhibit seed germination and all plant growth.

Users should note that herbicide treatment of public water requires a permit from appropriate state agencies in most states. Your state Conservation Department, or Game and Fish Commission will aid you in securing a permit in your state.

If stored below freezing, it may be necessary to warm product to 40°F and agitate before using. This does not affect the efficiency of the product.

General Information: (Cont.)

Spray equipment used to apply 2,4-D should not be used for any other purpose until thoroughly cleaned with a suitable chemical cleaner.

Spray Preparation: Add the recommended amount of product to approximately one-half the volume of water to be used for spraying. Agitate well, then add the remainder of the water. Continue agitation during application until spray tank is empty.

Use in Liquid Nitrogen Fertilizer: Product may be combined with liquid nitrogen fertilizer suitable for foliar application on corn, grass, pastures, or small grains in one operation. Use Weed-Rhap LV-6D according to directions on this label for those crops. Use liquid fertilizer at rates recommended by supplier or extension service specialist. Mix the Weed-Rhap LV-6D and fertilizer according to the following instructions:

Fill the spray tank approximately 1/2 full with the liquid fertilizer. Add the Weed-Rhap LV-6D while agitating the tank. Add the remainder of the liquid fertilizer while continuing to agitate. Apply immediately maintaining agitation during application until tank is empty. DO NOT APPLY DURING COLD (NEAR FREEZING) WEATHER. Spray mixture must be used immediately and may not be stored.

WHERE TO USE

Weed-Rhap Low Volatile 6D is used to control broad-leaved weeds in cereal crops, corn, sorghum, weeds and brush in rangeland, pastures, rights-of-way, similar noncrop uses; and for aquatic weed control.

PLANTS CONTROLLED

Weed-Rhap Low Volatile 6D will kill or control the following in addition to many other noxious plants susceptible to 2,4-D:

Alligatorweed	Chicory
Arrowhead	Cocklebur
Artichoke	Coffeebean
Bindweed (hedge,	Creeping jenny
field, and	Curly indigo
European)	Dandelion
Bitter wintercress	Dock
Boxelder	Duckweed
Buckhorn	Elderberry
Bull thistle	Goldenrod
Bulrush	Ground ivy
Burdock	Hemp
Bur ragweed	Hairy cress
Buttercup	Honeysuckle
Catnip	Indigo
Chickweed	Ironweed
	Jimson weed

## PLANTS CONTROLLED (CONT.)

Larbsquarters	Russian thistle
Locoweed	Sagebrush
Mexican Weed	Shephardspurse
Morning glory	Smartweed
Mustard	Sowthistle
Nutgrass	Stinkweed
Parrotfeather	Sumac
Pennywort	Sunflower
Pigweed	Virginia creeper
Plantain	Waterhyacinth
Poison ivy	Waterlily
Pokeweed	Waterprimrose
Povertyweed	Wild garlic
Puncturevine	Wild lettuce
Purslane	Wild onion
Rush	Wild radish
	Willow

CROPS:

Small grains not underseeded with a legume (barley, oats, wheat, rye):  
See table for recommended use rates.

Spray when weeds are small after grain begins tillering but before boot stage (usually 4 to 8 inches tall). Do not apply before the tiller stage nor from early boot through milk stage. To control large weeds that will interfere with harvest or to suppress perennial weeds, preharvest treatment can be applied when the grain is in the dough stage. Best results will be obtained when soil moisture is adequate for plant growth and weeds are growing well.

Spring Planted Oats: Use 1/3 pint per acre in sufficient water to give good coverage. Apply after the fully tillered stage, except during the boot to dough stage.

Fall Planted Oats: Apply 1/6 to 1 5/6 pints per acre after full tillering but before early boot stage. Some difficult weeds may require higher rates of 1/2 to 5/6 pints per acre for maximum control, but crop injury may result. Do not spray during or immediately following cold weather.

Note: Oats are less tolerant to 2,4-D than wheat or barley and more likely to be injured. Do not forage or graze treated grain fields within 2 weeks after treatment with 2,4-D. Do not feed treated straw to livestock.

Corn: See table for recommended use rates.

Preemergence: Apply Weed-Rhap LV-6D from 3 to 5 days after planting but before corn emerges. Do not use on very light, sandy soils. Use the higher rates on heavy soils. Plant corn as deep as practical.

Post Emergence: Best results are usually obtained when weeds are small and corn is 4 to 18 inches tall. When corn is over 8 inches tall, use drop nozzles. Do not apply from tasseling to dough stage. If corn is growing rapidly and temperature and soil moisture content is high, use 1/3 pint per acre rate to reduce possibility of crop damage. Delay cultivation for 8 to 10 days to prevent stalk breakage due to temporary brittleness caused by 2,4-D. Application rates of up to 2/3 pint/acre may be used to control some hard to control weeds. However, the possibility of injury to the corn is increased.

If corn is over 8 inches tall, use drop nozzles to keep spray off corn foliage as much as possible. Do not use with oil, atrazine, or other adjuvants. Since the tolerance to 2,4-D of individual hybrids varies, consult your local Extension Service Agricultural Experiment Station or University Weed Specialist for information.

Pre-Harvest: After the hard dough or denting stage, apply 2/3 to 1 1/3 pints per acre of Weed-Rhap LV-6D by air or ground equipment to suppress perennial weeds, decrease weed seed production, and control tall weeds such as Bindweed, Cocklebur, Dogbane, Jimsonweed, Ragweed, Sunflower, Velvetleaf, and vines that interfere with harvesting. Do not forage or feed corn fodder to livestock for 7 days following application.

Sorghum (Milo): See table for recommended rate.

Apply to sorghum when crop is 4 to 12 inches high with secondary roots well established. Use drop nozzles when crop is over 10 inches high. Do not apply from flowering to dough stage. Rates of up to 2/3 pint per acre may be used to control some hard to control weeds. However, the chance of crop injury is increased with the higher rates. Do not use with oil. Use lower rate if conditions of high temperature and high soil moisture exist.

RECOMMENDED RATES OF  
WEED-RHAP LV-65 PER ACRE\*\*

<u>Crop (See Detailed Instructions Above)</u>	<u>Rate, Average Conditions</u>	<u>Rate, Dry Conditions, as in Western States*</u>
<u>Small Grains (Wheat Barley, Rye):</u>		
Annual Weeds	1/3 to 2/3 pint	2/3 to 1 1/3 pints
Perennial Weeds	2/3 pint	5/6 to 1 1/3 pints
Preharvest	2/3 to 1 1/3 pints	
<u>Oats:</u>		
Spring	1/3 pint	
Fall	1/3 to 1/2 pint	
<u>Corn:</u>		
Preemergence	2/3 to 1 1/3 quarts	
Postemergence	1/3 pint	1/3 to 1/2 pint
Preharvest	2/3 to 1 1/3 pints	
<u>Sorghum (Milo):</u>		
Postemergence	1/3 pint	1/3 to 1/2 pint

\*Arizona, Idaho, Montana, Nevada, Oregon, Utah, Washington, Wyoming

\*\*If band treatment is used, base the dosage rate on the actual area sprayed.

Sugarcane:

Use 1 1/3 pints per acre as a preemergence application before canes appear or 2 2/3 pints per acre as a blanket spray after cane emerges and through layby, to aid in the control of Johnsongrass seedlings and susceptible broadleaf weeds.

Ornamental Turf:

Use 2/3 to 2 pints of Weed-Rhan LV-6D in enough water to give good coverage to one acre on established stands of perennial grasses, depending on type of weeds and stage of growth. Do not use on creeping grasses such as Bent except for spot spraying. Newly seeded turf should not be treated until after the second mowing and the lower dosage rate should be used.

Grass Seed Crops:

Apply 2/3 to 2 2/3 pints of Weed-Rhan LV-6D in the Spring or Fall to control broadleaf weeds in grass being grown for seed. Do not apply from early boot to milk stage. Spray seedling grass only after the five leaf stage, using 1/2 to 2/3 pint per acre to control small seedling weeds. After the grass is well established, higher rates of up to 2 2/3 pints can be used to control hard to kill annual or perennial weeds. For best results, apply when soil moisture is adequate for good growth. Do not use on Bent unless injury can be tolerated. Do not graze dairy animals nor cut forage for hay within 7 days of application.

Fallow Land:

On established perennial species such as Canada thistle and Field bindweed, apply up to 4 pints per acre of Weed-Rhan LV-6D for annual broadleaf weeds, apply 1 1/3 to 2 2/3 pints per acre. Do not plant any crop for 3 months after treatment or until 2,4-D has disappeared from soil.

Established Pastures and Rangelands:

Use 2/3 to 2 2/3 pints in sufficient water to give good coverage to one acre depending on type of weeds and stage of growth. Use only on established stands of perennial grasses. DO NOT graze animals on treated areas within 7 days of application.

General Weed Control (Airfields, Roadsides, Vacant Lots, Drainage Ditch Banks, Fence Rows, Industrial Sites and similar areas):

Use 1 1/3 to 4 pints of Weed-Rhan LV-6D per acre. Usually 2 2/3 pints per acre will give adequate control. Do not use on herbaceous ground covers or creeping grass such as Bent. Legumes will usually be damaged or killed. Deep-rooted perennials may require repeat applications. Do not use on freshly seeded turf until grass is well established. Delay reseeding for 3 months after treatment or until 2,4-D has disappeared from the soil.



### Woody Plant Control:

To control woody plants susceptible to 2,4-D, such as Alder, Buckbrush, Elderberry, Sumac, and Willow on non-crop areas, use 1 1/3 to 2 quarts of Weed-Rhap LV-6D in 100 gallons of water. Wet all parts of the plants thoroughly, including stem and foliage, to the point of run off. Higher volumes of up to 400 gallons per acre are necessary where the brush is very dense and over 6 to 8 feet high. Applications are more effective when made on actively growing plants. Treatment should not be made during time of severe drought or in early Fall when leaves lose their green color. Hard to control species may require re-treatment next season.

### USES IN FOREST MANAGEMENT

#### Conifer Release:

For control of alder, apply 1 to 1 1/3 quarts of product per acre in sufficient volume to obtain proper contact and coverage and apply as a foliage spray between mid-May and mid-June.

For control of madrone, manzanita, oak, tanoak and similar species to release hemlock, spruce, and firs, apply 2 quarts of product per acre in sufficient volume to obtain proper contact and coverage just prior to or during budbreak of Douglas fir.

After northern conifers jack pine, red pine, black spruce, and white spruce cease growth and "harden off" in late summer, a spray of 1 to 2 quarts of Weed-Rhap LV-6D in 8 to 25 gallons of water per acre may be applied by air to control certain competing hardwood species such as alder, aspen, birch, hazel and willow. Since this treatment may cause occasional conifer injury, do not use if such injury cannot be tolerated. Consult your regional or extension forester or state herbicide specialist for recommendations to fit local conditions.

For control of hazel brush and similar species in the Lake States area, apply 1 1/3 quarts of product per acre in sufficient volume to obtain proper contact and coverage when new shoot growth of Hazel is complete.

#### Site Preparation:

(As Budbreak Spray)-For control of alder prior to planting seedlings, apply 1 1/3 to 2 2/3 quarts of product per acre in sufficient volume to obtain proper contact and coverage after alder budbreak but before foliage is 1/4 full size.

(As Foliage Spray)-For control of alder prior to planting seedlings, apply 1 1/3 quarts of product per acre in sufficient volume to obtain proper contact and coverage after most alder leaves are full size.

Aquatic Applications:

For Aquatic Weeds in Lakes, Ponds, Drainage Ditches, and Marshes:

Use 1 2/3 to 3 pints of product in 50 to 100 gallons of water per acre. Spray to wet foliage thoroughly. Application should be made when leaves are fully developed above water line and plants are actively growing. Your state conservation department or game and fish commission will assist you in determining the best time and rate for application under local conditions.

DO NOT APPLY to more than 1/3 to 1/2 of a lake or pond in any one month because excessive decaying vegetation may deplete oxygen content of water killing fish.

Perennial and other hard to control weeds may require a repeat application to give adequate control.

CONDITIONS OF SALE AND WARRANTY

VERTAC AND SELLER OFFER THIS PRODUCT AND THE BUYER AND USER ACCEPTS THIS PRODUCT UNDER THE FOLLOWING AGREED CONDITIONS OF SALE AND WARRANTY.

The directions for use of this product are believed to be reliable and should be followed carefully. However, it is impossible to take into account all variables and to eliminate all risks associated with its use. Injury or damage may result because of conditions which are beyond the control of Vertac or the Seller. Vertac warrants only that this product conforms to the chemical description on the label and is believed to be reasonably fit for the purposes referred to in the Directions for Use when used as directed under normal conditions. VERTAC MAKES NO OTHER EXPRESS OR IMPLIED WARRANTY OF FITNESS OR MERCHANTABILITY OR ANY OTHER EXPRESS OR IMPLIED WARRANTY. In no case shall Vertac or the Seller be liable for consequential, special or indirect damages resulting from the use or handling of this product. Any variation or exception from this warranty must be in writing and signed by an authorized Vertac representative.